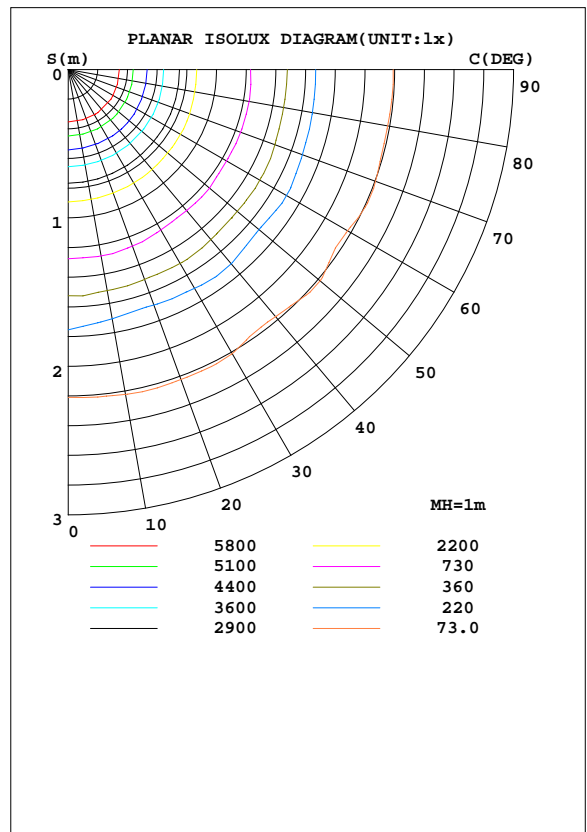
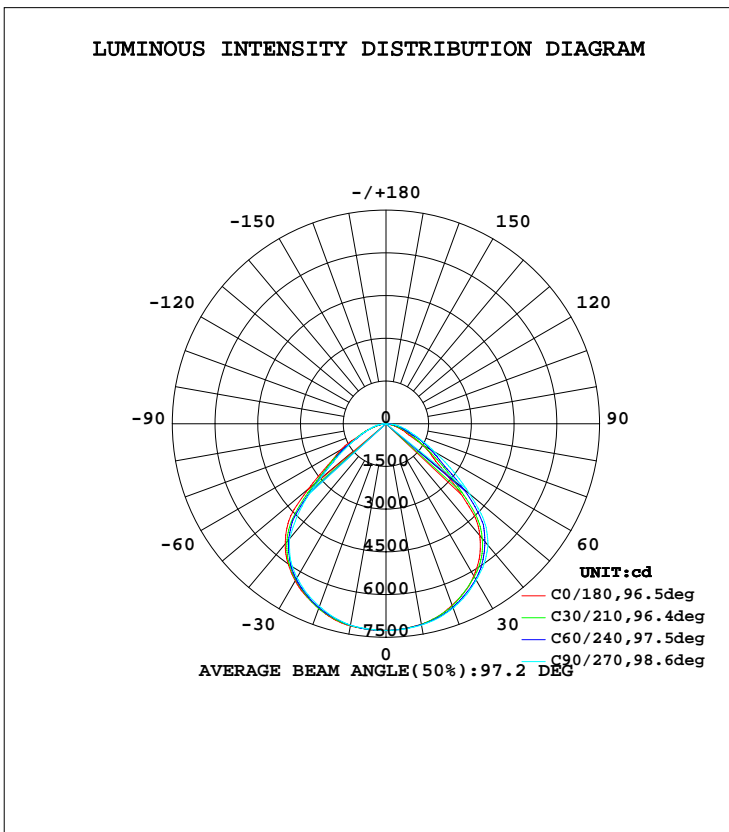


LUMINAIRE PHOTOMETRIC TEST REPORT

Test:U:221.0V I:0.5709A P:121.8W PF:0.9649 Lamp Flux:16696.8x1 lm		
NAME: LED HIGH BAY LIGHT	TYPE:YHL-ID-120-HB-VE	WEIGHT:
SPEC.:MEAN WELL	DIM.: 5000K	SERIAL No.:20170315
MFR.:	SUR.:70Ra	PROTECTION ANGLE:

DATA OF LAMP		PHOTOMETRIC DATA Eff: 137.13 lm/W			
MODEL	NF2W757GRT-V1 240PCS	I _{max} (cd)	7259	S/MH(C0/180)	1.26
NOMINAL POWER(W)	120	LOR(%)	100.0	S/MH(C90/270)	1.30
RATED VOLTAGE(V)	220	TOTAL FLUX(lm)	16697	η UP, DN(C0-180)	0.0, 48.3
NOMINAL FLUX(lm)	16696.8	CIE CLASS	DIRECT	η UP, DN(C180-360)	0.0, 51.7
LAMPS INSIDE	1	η up(%)	0.0	CIBSE SHR NOM	1.25
TEST VOLTAGE(V)	220	η down(%)	100.0	CIBSE SHR MAX	1.35



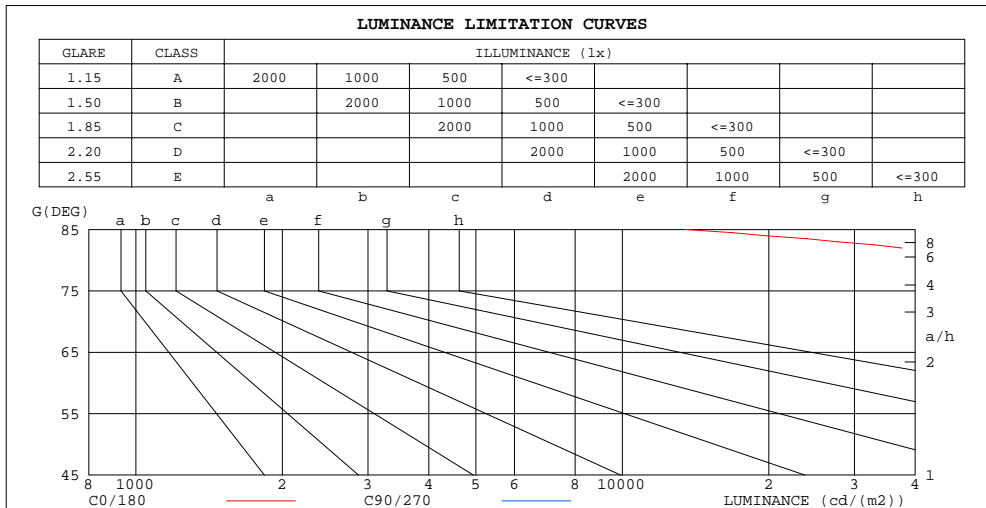
C Range: 0 - 360DEG
 C Interval: 5.0DEG
 Test Speed: HIGH
 Temperature:25DEG
 Operators:CHEN YU
 Test Date:2017-03-15

γ Range: 0 - 90DEG
 γ Interval: 0.5DEG
 Test System:EVERFINE GO-2000A_V1 SYSTEM V2.0.287
 Humidity:65.0%
 Test Distance:9.410m [K=1.0000]
 Remarks:

ZONAL FLUX DIAGRAM
AND LUMINANCE LIMITATION CURVES

ZONAL FLUX DIAGRAM:

γ	C0	C45	C90	C135	C180	C225	C270	C315	γ	Φ zone	Φ total	lum, lamp
5	7247	7246	7234	7221	7224	7223	7237	7239	0- 5	173.2	173.2	1.04,1.04
10	7209	7185	7185	7154	7150	7156	7178	7183	5- 10	515.3	688.5	4.12,4.12
15	7100	7075	7039	7008	7011	7032	7069	7097	10- 15	844.0	1533	9.18,9.18
20	6905	6899	6827	6794	6784	6833	6893	6921	15- 20	1146	2679	16,16
25	6663	6645	6571	6507	6518	6569	6645	6674	20- 25	1411	4090	24.5,24.5
30	6370	6333	6247	6187	6169	6261	6336	6381	25- 30	1630	5720	34.3,34.3
35	5992	5896	5839	5761	5722	5848	6006	6050	30- 35	1795	7515	45,45
40	5506	5337	5269	5137	5128	5321	5575	5625	35- 40	1878	9393	56.3,56.3
45	4830	4521	4247	4056	4133	4597	4893	4975	40- 45	1840	11233	67.3,67.3
50	3550	3223	3028	2954	2796	3322	3834	3894	45- 50	1589	12822	76.8,76.8
55	2406	2232	2162	2026	1974	2267	2835	2884	50- 55	1224	14046	84.1,84.1
60	1832	1574	1480	1387	1415	1670	1959	1960	55- 60	914.2	14960	89.6,89.6
65	1119	1061	1049	971.8	822.9	1101	1387	1322	60- 65	663.8	15624	93.6,93.6
70	754.8	698.7	700.9	646.7	571.6	753.3	956.8	930.1	65- 70	465.9	16090	96.4,96.4
75	402.8	457.8	482.1	395.9	339.8	513.1	686.1	609.7	70- 75	319.1	16409	98.3,98.3
80	193.1	198.7	284.9	153.3	106.2	259.4	440.9	347.7	75- 80	196.0	16605	99.5,99.5
85	23.37	29.39	60.96	19.15	18.48	68.89	144.6	139.8	80- 85	84.83	16690	100,100
90	1.104	0	0	0	1.658	0	0	0	85- 90	6.717	16697	100,100
95									90- 95			
100									95-100			
105									100-105			
110									105-110			
115									110-115			
120									115-120			
125									120-125			
130									125-130			
135									130-135			
140									135-140			
145									140-145			
150									145-150			
155									150-155			
160									155-160			
165									160-165			
170									165-170			
175									170-175			
180									175-180			
DEG	LUMINOUS INTENSITY:cd									UNIT:lm		



LUMINANCE cd/(m2)		
G(DEG)	C0/180	C90/270
85	13408	34973
80	55598	82030
75	77805	93135
70	110351	102461
65	132330	124108
60	183195	148019
55	209695	188484
50	276165	235549
45	341510	300301

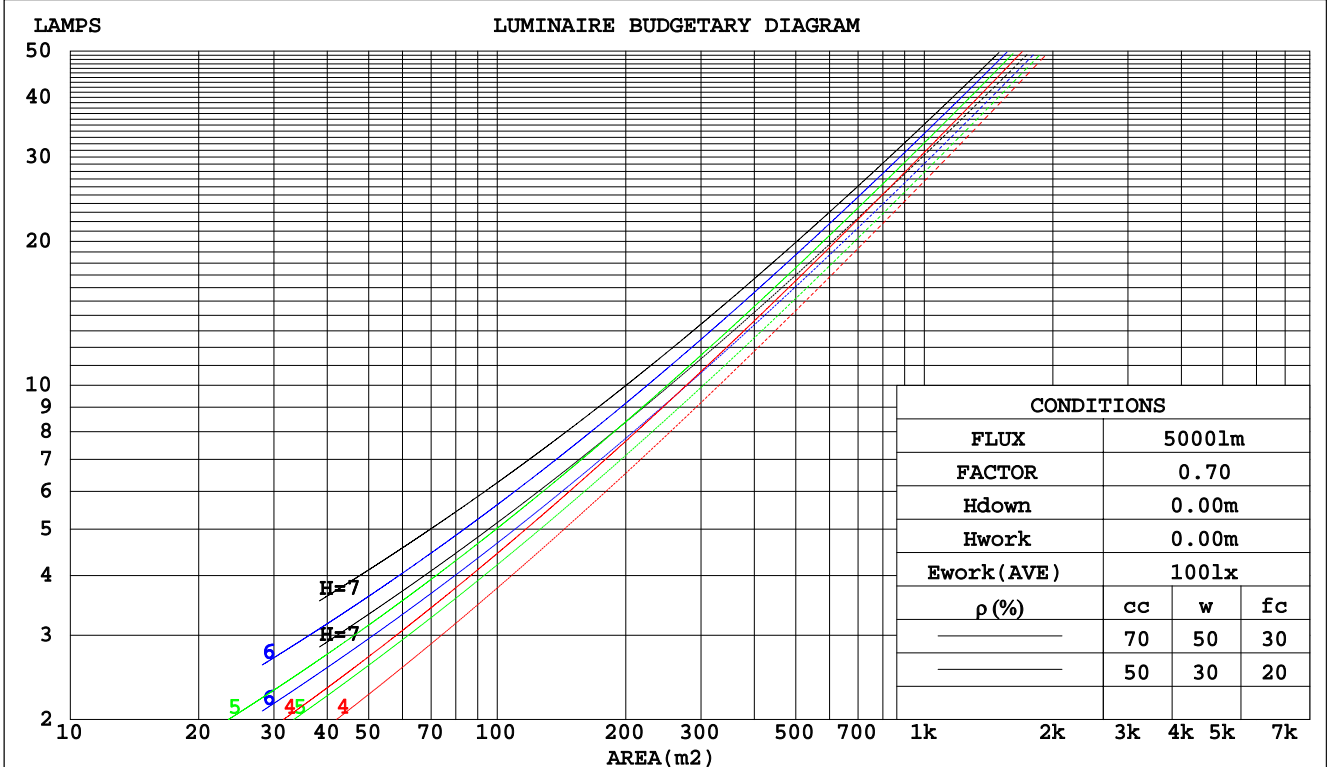
C Range: 0 - 360DEG
C Interval: 5.0DEG
Test Speed: HIGH
Temperature:25DEG
Operators:CHEN YU
Test Date:2017-03-15

γ Range: 0 - 90DEG
γ Interval: 0.5DEG
Test System:EVERFINE GO-2000A_V1 SYSTEM V2.0.287
Humidity:65.0%
Test Distance:9.410m [K=1.0000]
Remarks:

CU AND LUMINAIRE BUDGETARY ESTIMATE DIAGRAM

Test:U:221.0V I:0.5709A P:121.8W PF:0.9649 Lamp Flux:16696.8x1 lm		
NAME: LED HIGH BAY LIGHT	TYPE:YHL-ID-120-HB-VE	WEIGHT:
SPEC.:MEAN WELL	DIM.: 5000K	SERIAL No.:20170315
MFR.:	SUR.:70Ra	PROTECTION ANGLE:

pcc	80%			70%			50%			30%			10%			0
	50%	30%	10%	50%	30%	10%	50%	30%	10%	50%	30%	10%	50%	30%	10%	
pw																0
pfc																0
RCR	RCR:Room Cavity Ratio Coefficients of Utilization(CU)															
0.0	1.19	1.19	1.19	1.16	1.16	1.16	1.11	1.11	1.11	1.06	1.06	1.06	1.02	1.02	1.02	.00
1.0	1.07	1.03	.00	1.04	1.01	.98	1.00	.98	.95	.96	.94	.92	.93	.91	.90	.88
2.0	.95	.89	.84	.93	.88	.83	.90	.85	.81	.87	.83	.79	.84	.80	.78	.76
3.0	.85	.78	.72	.83	.77	.71	.80	.75	.70	.78	.73	.69	.75	.71	.68	.66
4.0	.76	.68	.62	.75	.68	.62	.72	.66	.61	.70	.65	.60	.68	.63	.59	.58
5.0	.69	.61	.55	.68	.60	.54	.66	.59	.54	.64	.58	.53	.62	.57	.53	.51
6.0	.62	.54	.48	.61	.54	.48	.60	.53	.48	.58	.52	.47	.57	.51	.47	.45
7.0	.57	.49	.43	.56	.48	.43	.55	.48	.43	.53	.47	.42	.52	.46	.42	.40
8.0	.52	.44	.39	.51	.44	.39	.50	.43	.38	.49	.43	.38	.48	.42	.38	.36
9.0	.48	.40	.35	.47	.40	.35	.46	.39	.35	.45	.39	.35	.44	.39	.34	.33
10.0	.44	.37	.32	.44	.37	.32	.43	.36	.32	.42	.36	.31	.41	.35	.31	.30



C Range: 0 - 360DEG
 C Interval: 5.0DEG
 Test Speed: HIGH
 Temperature:25DEG
 Operators:CHEN YU
 Test Date:2017-03-15

γ Range: 0 - 90DEG
 γ Interval: 0.5DEG
 Test System:EVERFINE GO-2000A_V1 SYSTEM V2.0.287
 Humidity:65.0%
 Test Distance:9.410m [K=1.0000]
 Remarks:

WEC AND CCEC

Test:U:221.0V I:0.5709A P:121.8W PF:0.9649 Lamp Flux:16696.8x1 lm		
NAME: LED HIGH BAY LIGHT	TYPE:YHL-ID-120-HB-VE	WEIGHT:
SPEC.:MEAN WELL	DIM.: 5000K	SERIAL No.:20170315
MFR.:	SUR.:70Ra	PROTECTION ANGLE:

ρcc	80%			70%			50%			30%			10%			0
ρw	50%	30%	10%	50%	30%	10%	50%	30%	10%	50%	30%	10%	50%	30%	10%	0
ρfc	20%			20%			20%			20%			20%			0
RCR	RCR:Room Cavity Ratio						Wall Exitance Coefficients(WEC)									
0.0																
1.0	.257	.146	.046	.250	.142	.045	.237	.136	.043	.225	.130	.042	.214	.124	.040	
2.0	.248	.136	.042	.242	.134	.041	.231	.128	.040	.221	.124	.039	.211	.119	.038	
3.0	.235	.125	.037	.230	.123	.037	.220	.119	.036	.211	.115	.035	.202	.112	.035	
4.0	.221	.115	.034	.216	.113	.033	.208	.110	.033	.199	.107	.032	.192	.104	.032	
5.0	.207	.106	.031	.203	.104	.030	.196	.102	.030	.188	.099	.030	.182	.097	.029	
6.0	.195	.098	.028	.191	.097	.028	.184	.094	.027	.178	.092	.027	.172	.090	.027	
7.0	.183	.091	.026	.180	.090	.026	.174	.088	.025	.168	.086	.025	.163	.084	.025	
8.0	.173	.084	.024	.170	.084	.024	.164	.082	.023	.159	.081	.023	.154	.079	.023	
9.0	.163	.079	.022	.160	.078	.022	.155	.077	.022	.151	.076	.022	.146	.074	.021	
10.0	.154	.074	.021	.152	.073	.020	.147	.072	.020	.143	.071	.020	.139	.070	.020	

ρcc	80%			70%			50%			30%			10%			0
ρw	50%	30%	10%	50%	30%	10%	50%	30%	10%	50%	30%	10%	50%	30%	10%	0
ρfc	20%			20%			20%			20%			20%			0
RCR	RCR:Room Cavity Ratio						Ceiling Cavity Exitance Coefficients(CCEC)									
0.0	.190	.190	.190	.163	.163	.163	.111	.111	.111	.064	.064	.064	.020	.020	.020	
1.0	.177	.157	.139	.151	.134	.119	.103	.092	.082	.060	.054	.048	.019	.017	.016	
2.0	.166	.132	.103	.143	.114	.089	.098	.079	.062	.056	.046	.036	.018	.015	.012	
3.0	.158	.114	.079	.135	.098	.069	.093	.068	.048	.054	.040	.028	.017	.013	.009	
4.0	.150	.100	.063	.129	.087	.054	.088	.060	.038	.051	.035	.023	.016	.012	.007	
5.0	.143	.090	.051	.123	.078	.044	.084	.054	.031	.049	.032	.018	.016	.010	.006	
6.0	.136	.081	.042	.117	.070	.036	.081	.049	.026	.047	.029	.015	.015	.009	.005	
7.0	.130	.074	.035	.111	.064	.031	.077	.045	.022	.045	.027	.013	.014	.009	.004	
8.0	.124	.068	.030	.106	.059	.026	.074	.042	.019	.043	.025	.011	.014	.008	.004	
9.0	.118	.063	.026	.102	.055	.023	.070	.039	.016	.041	.023	.010	.013	.007	.003	
10.0	.113	.059	.023	.097	.051	.020	.067	.036	.015	.039	.021	.009	.013	.007	.003	

C Range: 0 - 360DEG
 C Interval: 5.0DEG
 Test Speed: HIGH
 Temperature:25DEG
 Operators:CHEN YU
 Test Date:2017-03-15

γ Range: 0 - 90DEG
 γ Interval: 0.5DEG
 Test System:EVERFINE GO-2000A_V1 SYSTEM V2.0.287
 Humidity:65.0%
 Test Distance:9.410m [K=1.0000]
 Remarks:

UGR(Unified Glare Rating) Table

Test:U:221.0V I:0.5709A P:121.8W PF:0.9649 Lamp Flux:16696.8x1 lm		
NAME: LED HIGH BAY LIGHT	TYPE:YHL-ID-120-HB-VE	WEIGHT:
SPEC.:MEAN WELL	DIM.: 5000K	SERIAL No.:20170315
MFR.:	SUR.:70Ra	PROTECTION ANGLE:

ceiling/cavity	0.7	0.7	0.5	0.5	0.3	0.7	0.7	0.5	0.5	0.3
walls	0.5	0.3	0.5	0.3	0.3	0.5	0.3	0.5	0.3	0.3
working plane	0.2	0.2	0.2	0.2	0.2	0.2	0.2	0.2	0.2	0.2
Room dimensions	Viewed crosswise					Viewed endwise				
x = 2H y = 2H	31.1	32.4	31.3	32.6	32.8	30.6	32.0	30.9	32.2	32.4
3H	31.5	32.8	31.8	33.0	33.3	31.2	32.4	31.5	32.6	32.9
4H	31.7	32.9	32.0	33.1	33.4	31.4	32.6	31.7	32.8	33.1
6H	31.7	32.8	32.0	33.1	33.4	31.5	32.6	31.8	32.9	33.2
8H	31.7	32.7	32.0	33.0	33.3	31.6	32.6	31.9	32.9	33.2
12H	31.6	32.7	32.0	32.9	33.2	31.5	32.6	31.9	32.9	33.2
4H 2H	31.2	32.4	31.5	32.6	32.9	30.8	32.0	31.1	32.3	32.5
3H	31.8	32.9	32.2	33.2	33.4	31.5	32.5	31.9	32.8	33.1
4H	32.0	33.0	32.4	33.3	33.6	31.8	32.8	32.2	33.1	33.4
6H	32.1	33.0	32.5	33.3	33.7	32.1	32.9	32.5	33.2	33.6
8H	32.1	32.9	32.5	33.2	33.6	32.1	32.9	32.5	33.3	33.6
12H	32.1	32.8	32.5	33.2	33.6	32.1	32.8	32.6	33.2	33.6
8H 4H	32.1	32.8	32.5	33.2	33.6	31.9	32.6	32.3	33.0	33.4
6H	32.2	32.8	32.7	33.2	33.7	32.2	32.8	32.6	33.2	33.6
8H	32.2	32.8	32.7	33.2	33.6	32.3	32.8	32.7	33.3	33.7
12H	32.2	32.7	32.7	33.1	33.6	32.3	32.8	32.8	33.2	33.7
12H 4H	32.1	32.8	32.5	33.1	33.5	31.9	32.5	32.3	32.9	33.3
6H	32.2	32.8	32.7	33.2	33.6	32.2	32.7	32.6	33.1	33.6
8H	32.2	32.7	32.7	33.1	33.6	32.3	32.7	32.7	33.2	33.7
Variations with the observer position at spacings:										
S = 1.0H	+ 0.7 / - 0.8					+ 0.8 / - 0.8				
1.5H	+ 0.5 / - 0.5					+ 0.4 / - 0.5				
2.0H	+ 1.8 / - 1.7					+ 1.4 / - 1.4				

CIE Pub.117 Corrected 16697 lm Total Lamp Luminous Flux.(8log(F/F0) = 9.8)

C Range: 0 - 360DEG
 C Interval: 5.0DEG
 Test Speed: HIGH
 Temperature:25DEG
 Operators:CHEN YU
 Test Date:2017-03-15

γ Range: 0 - 90DEG
 γ Interval: 0.5DEG
 Test System:EVERFINE GO-2000A_V1 SYSTEM V2.0.287
 Humidity:65.0%
 Test Distance:9.410m [K=1.0000]
 Remarks:

UTILIZATION FACTORS TABLE

Test:U:221.0V I:0.5709A P:121.8W PF:0.9649 Lamp Flux:16696.8x1 lm		
NAME: LED HIGH BAY LIGHT	TYPE:YHL-ID-120-HB-VE	WEIGHT:
SPEC.:MEAN WELL	DIM.: 5000K	SERIAL No.:20170315
MFR.:	SUR.:70Ra	PROTECTION ANGLE:

REFLECTANCE										
Ceiling	0.8	0.8	0.8	0.7	0.7	0.7	0.5	0.5	0.5	0
Walls	0.7	0.5	0.3	0.7	0.5	0.3	0.7	0.5	0.3	0
Working plane	0.2	0.2	0.2	0.2	0.2	0.2	0.2	0.2	0.2	0
ROOM INDEX	UTILIZATION FACTORS(PERCENT) $k(RI) \times RCR = 5$									
k = 0.60	64	54	47	63	53	47	62	53	47	41
0.80	74	64	58	73	64	57	72	63	57	51
1.00	83	73	67	81	72	66	79	73	66	60
1.25	89	80	74	88	80	74	85	78	73	67
1.50	94	86	80	92	85	79	90	83	78	72
2.00	100	93	87	98	92	87	95	89	85	78
2.50	103	96	91	101	95	91	97	93	89	81
3.00	106	100	95	104	98	94	100	96	92	84
4.00	109	104	100	107	102	99	103	99	96	88
5.00	111	107	103	108	105	102	104	101	99	90
ROOM INDEX	UF(total)									Direct
According to DIN EN 13032-2 2004			Suspended				SHRNOM = 1.25			

C Range: 0 - 360DEG
 C Interval: 5.0DEG
 Test Speed: HIGH
 Temperature:25DEG
 Operators:CHEN YU
 Test Date:2017-03-15

γ Range: 0 - 90DEG
 γ Interval: 0.5DEG
 Test System:EVERFINE GO-2000A_V1 SYSTEM V2.0.287
 Humidity:65.0%
 Test Distance:9.410m [K=1.0000]
 Remarks:

ISOCANDELA DIAGRAM

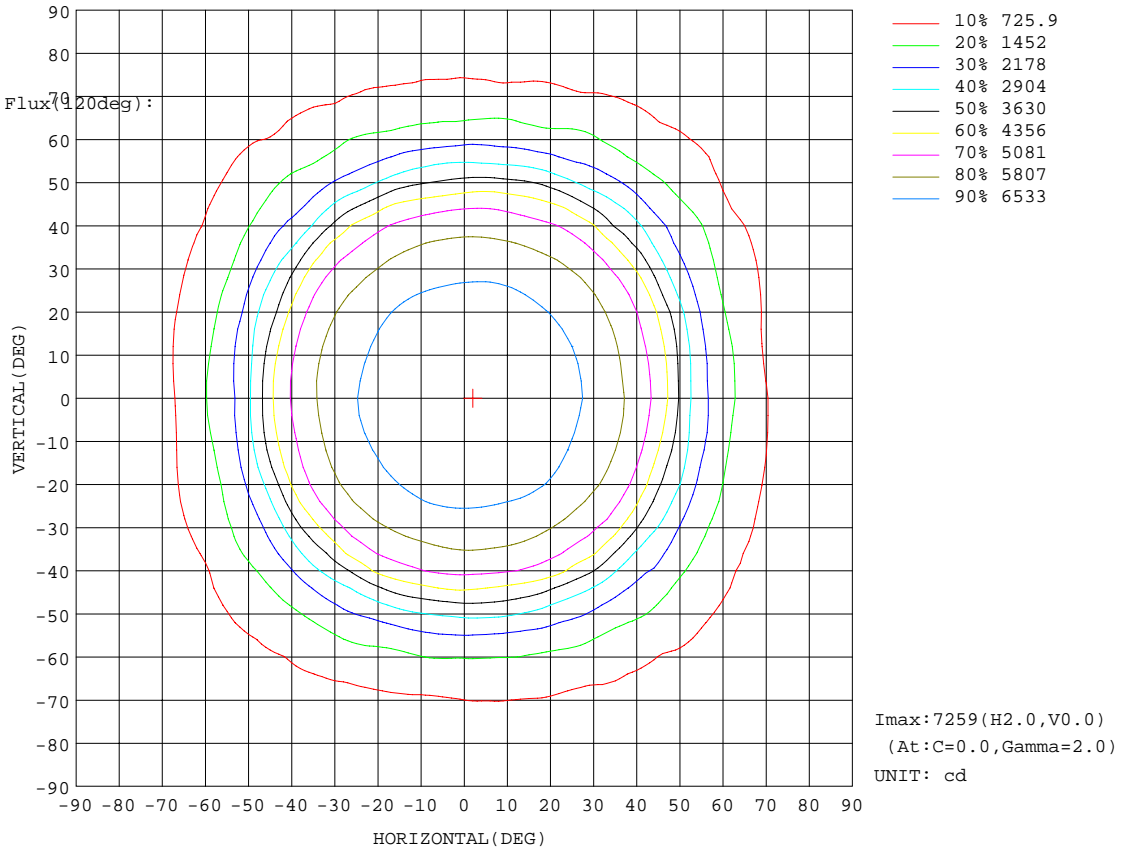
Test:U:221.0V I:0.5709A P:121.8W PF:0.9649 Lamp Flux:16696.8x1 lm		
NAME: LED HIGH BAY LIGHT	TYPE:YHL-ID-120-HB-VE	WEIGHT:
SPEC.:MEAN WELL	DIM.: 5000K	SERIAL No.:20170315
MFR.:	SUR.:70Ra	PROTECTION ANGLE:

Conical surface Flux(90deg):

11233 lm
%lum = 67.3%
%lamp = 67.3%

Conical surface Flux(70deg):

14960 lm
%lum = 89.6%
%lamp = 89.6%



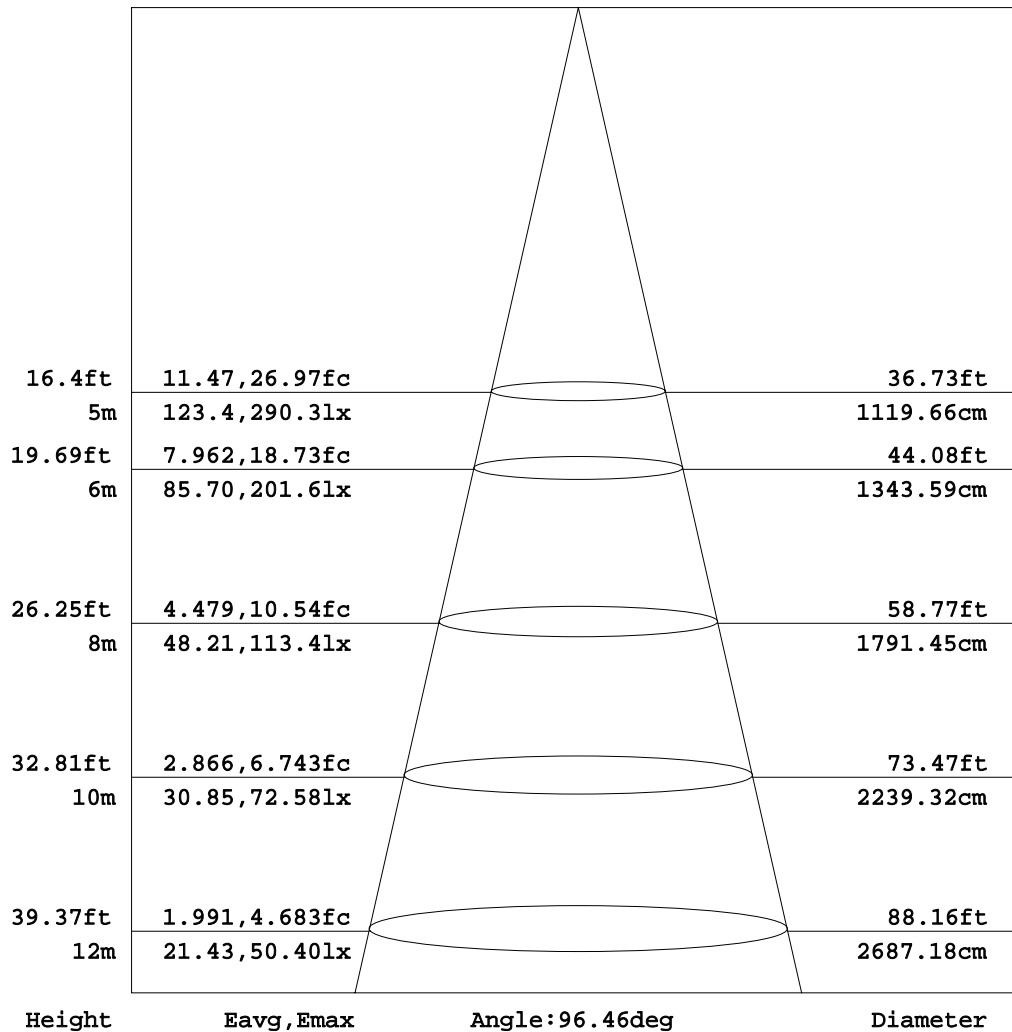
C Range: 0 - 360DEG
C Interval: 5.0DEG
Test Speed: HIGH
Temperature: 25DEG
Operators: CHEN YU
Test Date: 2017-03-15

γ Range: 0 - 90DEG
γ Interval: 0.5DEG
Test System: EVERFINE GO-2000A_V1 SYSTEM V2.0.287
Humidity: 65.0%
Test Distance: 9.410m [K=1.0000]
Remarks:

AAI Figure

Test:U:221.0V I:0.5709A P:121.8W PF:0.9649 Lamp Flux:16696.8x1 lm		
NAME: LED HIGH BAY LIGHT	TYPE:YHL-ID-120-HB-VE	WEIGHT:
SPEC.:MEAN WELL	DIM.: 5000K	SERIAL No.:20170315
MFR.:	SUR.:70Ra	PROTECTION ANGLE:

Flux out:12383 lm



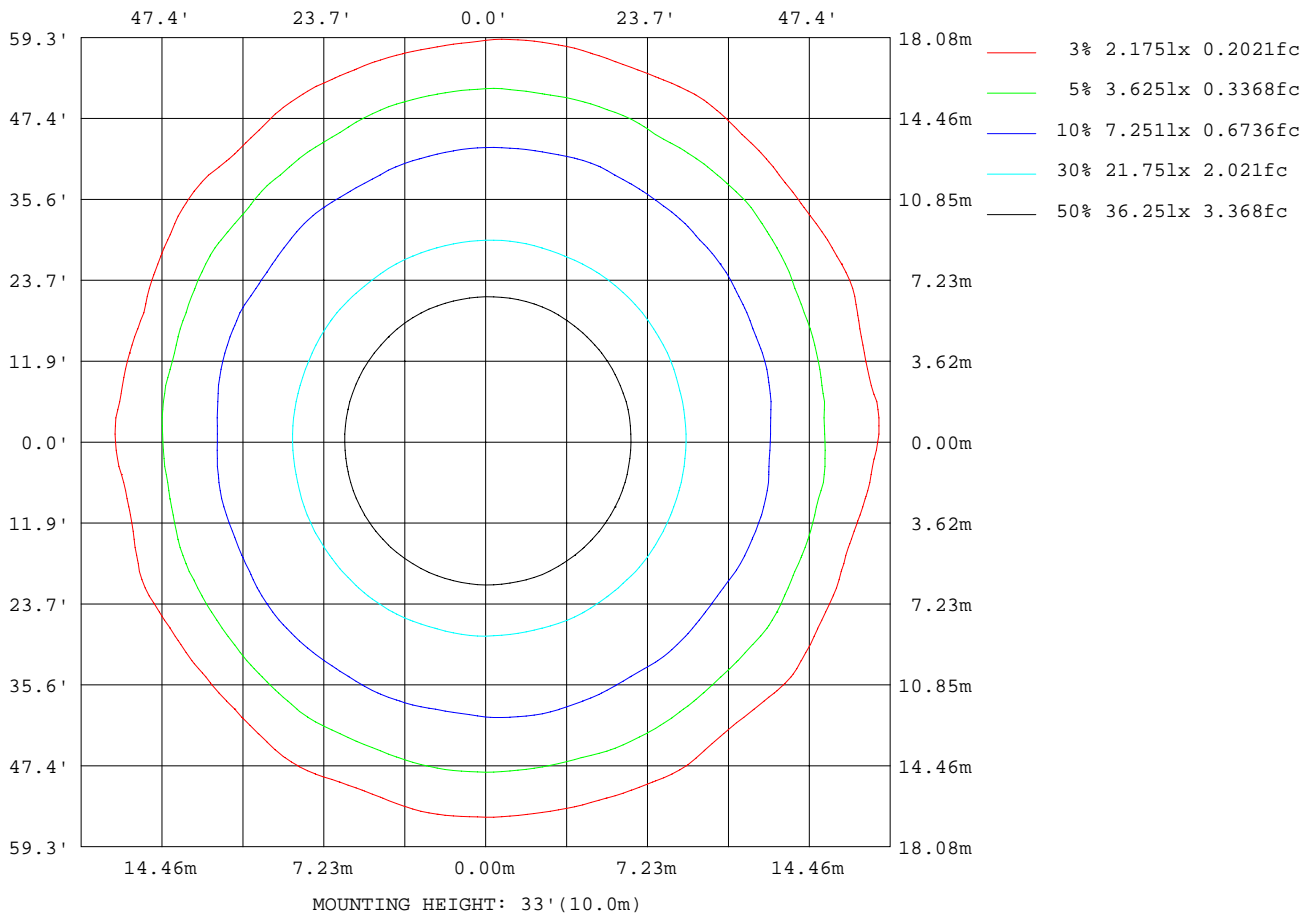
Note:The Curves indicate the illuminated area and the average illumination when the luminaire is at different distance.

C Range: 0 - 360DEG
 C Interval: 5.0DEG
 Test Speed: HIGH
 Temperature:25DEG
 Operators:CHEN YU
 Test Date:2017-03-15

γ Range: 0 - 90DEG
 γ Interval: 0.5DEG
 Test System:EVERFINE GO-2000A_V1 SYSTEM V2.0.287
 Humidity:65.0%
 Test Distance:9.410m [K=1.0000]
 Remarks:

ISOLUX DIAGRAM

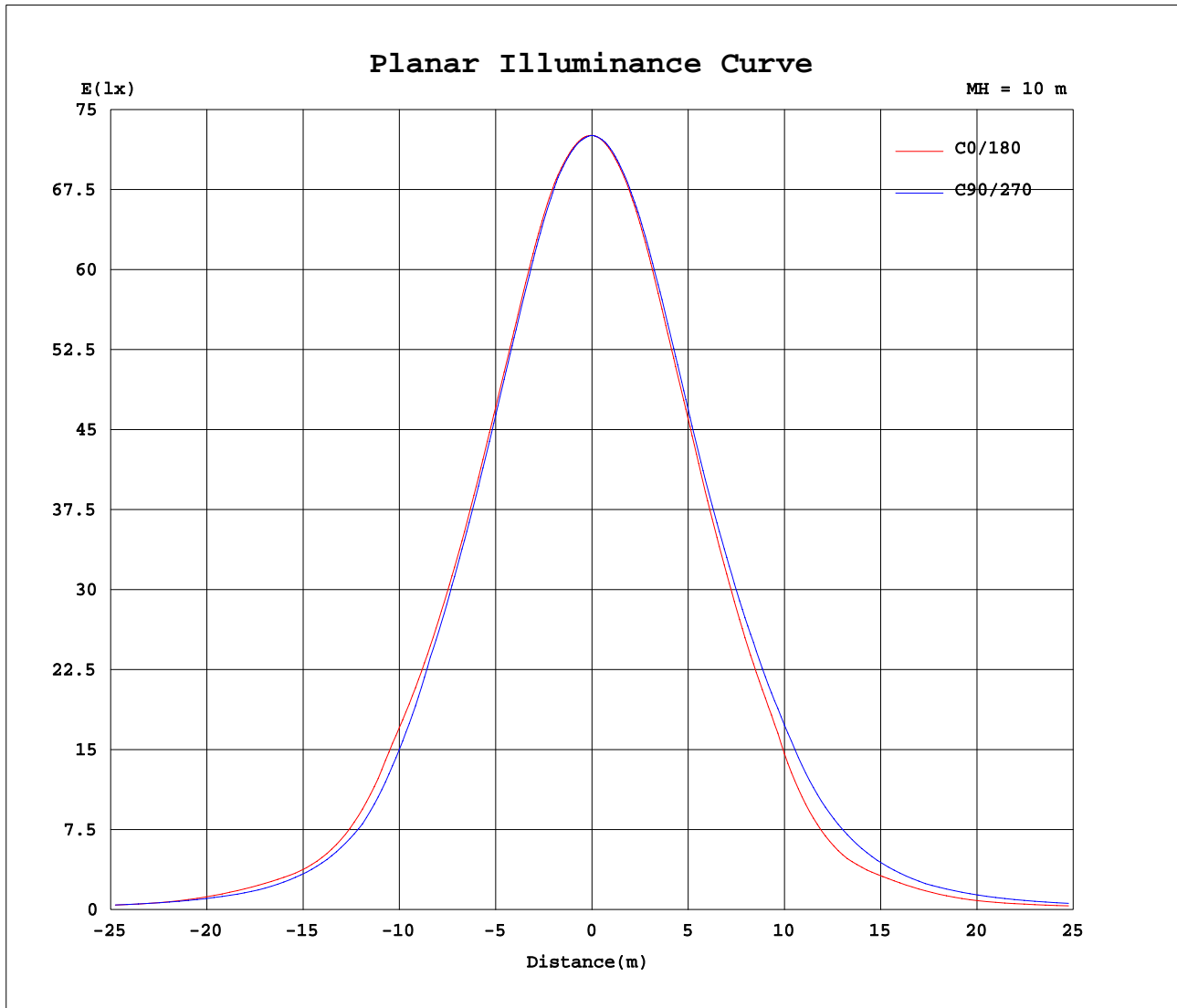
Test:U:221.0V I:0.5709A P:121.8W PF:0.9649 Lamp Flux:16696.8x1 lm		
NAME: LED HIGH BAY LIGHT	TYPE:YHL-ID-120-HB-VE	WEIGHT:
SPEC.:MEAN WELL	DIM.: 5000K	SERIAL No.:20170315
MFR.:	SUR.:70Ra	PROTECTION ANGLE:



C Range: 0 - 360DEG
 C Interval: 5.0DEG
 Test Speed: HIGH
 Temperature:25DEG
 Operators:CHEN YU
 Test Date:2017-03-15

γ Range: 0 - 90DEG
 γ Interval: 0.5DEG
 Test System:EVERFINE GO-2000A_V1 SYSTEM V2.0.287
 Humidity:65.0%
 Test Distance:9.410m [K=1.0000]
 Remarks:

Planar Illuminance Curve



C Range: 0 - 360DEG
 C Interval: 5.0DEG
 Test Speed: HIGH
 Temperature: 25DEG
 Operators: CHEN YU
 Test Date: 2017-03-15

γ Range: 0 - 90DEG
 γ Interval: 0.5DEG
 Test System: EVERFINE GO-2000A_V1 SYSTEM V2.0.287
 Humidity: 65.0%
 Test Distance: 9.410m [K=1.0000]
 Remarks:

LUMINOUS DISTRIBUTION INTENSITY DATA

Test:U:221.0V I:0.5709A P:121.8W PF:0.9649 Lamp Flux:16696.8x1 lm		
NAME: LED HIGH BAY LIGHT	TYPE:YHL-ID-120-HB-VE	WEIGHT:
SPEC.:MEAN WELL	DIM.: 5000K	SERIAL No.:20170315
MFR.:	SUR.:70Ra	PROTECTION ANGLE:

Table--1

UNIT: cd

C(DEG) γ (DEG)	0	5	10	15	20	25	30	35	40	45	50	55	60	65	70	75	80	85	90
0	7258	7258	7258	7258	7258	7258	7258	7258	7258	7258	7258	7258	7258	7258	7258	7258	7258	7258	7258
5	7247	7246	7245	7245	7245	7245	7245	7245	7246	7246	7246	7246	7244	7243	7241	7240	7238	7236	7234
10	7209	7204	7200	7198	7197	7195	7193	7192	7189	7185	7183	7182	7183	7183	7183	7184	7185	7185	7185
15	7100	7091	7085	7083	7081	7080	7079	7079	7081	7075	7068	7060	7053	7047	7043	7040	7038	7039	7039
20	6905	6897	6896	6896	6896	6901	6905	6898	6898	6899	6896	6884	6870	6861	6856	6850	6842	6833	6827
25	6663	6651	6648	6641	6637	6638	6639	6644	6648	6645	6640	6627	6612	6592	6578	6570	6569	6569	6571
30	6370	6340	6325	6320	6323	6332	6332	6340	6354	6333	6331	6321	6304	6291	6285	6273	6262	6252	6247
35	5992	5991	5986	5987	5971	5962	5949	5924	5909	5896	5891	5893	5879	5879	5878	5865	5847	5844	5839
40	5506	5483	5470	5447	5436	5433	5414	5392	5367	5337	5323	5325	5315	5297	5286	5272	5267	5262	5269
45	4830	4750	4705	4625	4607	4581	4566	4610	4505	4521	4433	4423	4442	4350	4271	4203	4193	4205	4247
50	3550	3502	3479	3429	3392	3336	3280	3201	3197	3223	3224	3116	3088	3125	3135	3148	3146	3101	3028
55	2406	2432	2429	2446	2376	2362	2336	2265	2245	2232	2230	2228	2196	2223	2207	2151	2148	2143	2162
60	1832	1722	1649	1576	1585	1606	1623	1675	1663	1574	1525	1569	1629	1566	1537	1533	1508	1492	1480
65	1119	1108	1121	1150	1137	1118	1075	1011	1021	1061	1083	1012	1015	1075	1072	1046	1039	1050	1049
70	755	766	737	719	722	725	726	729	686	699	712	726	703	719	748	736	748	725	701
75	403	406	443	423	431	447	436	427	456	458	434	472	479	467	488	500	493	494	482
80	193	182	186	185	181	188	186	195	202	199	213	207	231	245	251	270	273	279	285
85	23.4	20.7	20.7	20.0	18.7	20.3	14.3	17.0	22.7	29.4	35.6	44.3	50.8	59.5	63.7	63.3	63.7	59.6	61.0
90	1.10	0.00	0.00	0.00	0.00	0.00	0.00	0.00	0.00	0.00	0.00	0.00	0.00	0.00	0.00	0.00	0.00	0.00	0.00

C Range: 0 - 360DEG
 C Interval: 5.0DEG
 Test Speed: HIGH
 Temperature:25DEG
 Operators:CHEN YU
 Test Date:2017-03-15

γ Range: 0 - 90DEG
 γ Interval: 0.5DEG
 Test System:EVERFINE GO-2000A_V1 SYSTEM V2.0.287
 Humidity:65.0%
 Test Distance:9.410m [K=1.0000]
 Remarks:

LUMINOUS DISTRIBUTION INTENSITY DATA

Table with 3 columns: NAME, TYPE, WEIGHT, SPEC., DIM., SERIAL No., MFR., SUR., PROTECTION ANGLE. Test:U:221.0V I:0.5709A P:121.8W PF:0.9649 Lamp Flux:16696.8x1 lm

Table--2

UNIT: cd

Large data table with 20 columns (C(DEG) 95-185) and 20 rows (gamma (DEG) 0-90). Values range from 0.00 to 7258.

C Range: 0 - 360DEG
C Interval: 5.0DEG
Test Speed: HIGH
Temperature:25DEG
Operators:CHEN YU
Test Date:2017-03-15

gamma Range: 0 - 90DEG
gamma Interval: 0.5DEG
Test System:EVERFINE GO-2000A_V1 SYSTEM V2.0.287
Humidity:65.0%
Test Distance:9.410m [K=1.0000]
Remarks:

LUMINOUS DISTRIBUTION INTENSITY DATA

Test:U:221.0V I:0.5709A P:121.8W PF:0.9649 Lamp Flux:16696.8x1 lm		
NAME: LED HIGH BAY LIGHT	TYPE:YHL-ID-120-HB-VE	WEIGHT:
SPEC.:MEAN WELL	DIM.: 5000K	SERIAL No.:20170315
MFR.:	SUR.:70Ra	PROTECTION ANGLE:

Table--3

UNIT: cd

C(DEG) γ (DEG)	190	195	200	205	210	215	220	225	230	235	240	245	250	255	260	265	270	275	280
0	7258	7258	7258	7258	7258	7258	7258	7258	7258	7258	7258	7258	7258	7258	7258	7258	7258	7258	7258
5	7221	7220	7220	7220	7220	7220	7221	7223	7225	7226	7227	7229	7231	7233	7234	7236	7237	7238	7239
10	7146	7146	7148	7151	7152	7154	7155	7156	7157	7160	7162	7165	7168	7171	7174	7176	7178	7178	7179
15	7001	7002	7003	7007	7011	7017	7026	7032	7038	7044	7049	7053	7056	7057	7061	7066	7069	7070	7073
20	6783	6786	6790	6799	6810	6812	6820	6833	6845	6854	6859	6865	6872	6879	6885	6889	6893	6898	6908
25	6498	6494	6497	6505	6517	6535	6553	6569	6584	6594	6600	6606	6610	6614	6621	6633	6645	6654	6667
30	6171	6177	6184	6197	6206	6217	6244	6261	6292	6306	6308	6307	6311	6311	6310	6318	6336	6358	6384
35	5760	5777	5785	5797	5818	5829	5842	5848	5861	5887	5910	5932	5951	5971	5978	5992	6006	6015	6024
40	5151	5165	5193	5220	5256	5290	5311	5321	5328	5360	5404	5442	5472	5500	5525	5551	5575	5591	5581
45	4194	4186	4210	4278	4375	4517	4521	4597	4610	4696	4717	4762	4801	4826	4828	4854	4893	4941	4968
50	2918	3029	3071	3118	3141	3139	3220	3322	3457	3525	3542	3629	3700	3687	3664	3713	3834	3953	3990
55	2053	2018	2092	2128	2189	2218	2205	2267	2382	2387	2411	2497	2621	2725	2796	2849	2835	2790	2794
60	1383	1410	1404	1455	1506	1601	1681	1670	1645	1719	1799	1843	1860	1859	1845	1863	1959	2008	1991
65	936	966	1004	1028	1025	1015	1062	1101	1119	1138	1260	1270	1266	1339	1369	1381	1387	1434	1477
70	605	637	653	664	714	745	713	753	837	833	816	882	917	915	910	930	957	923	882
75	352	365	376	403	430	426	474	513	485	550	581	587	608	645	685	675	686	672	660
80	121	135	149	173	193	222	250	259	299	329	353	376	400	420	419	438	441	449	474
85	20.3	20.7	22.0	26.4	25.9	40.1	55.4	68.9	85.7	98.6	119	136	139	142	138	144	145	152	161
90	0.00	0.00	0.00	0.00	0.00	0.00	0.00	0.00	0.00	0.00	0.00	0.00	0.00	0.00	0.00	0.00	0.00	0.00	0.00

C Range: 0 - 360DEG
 C Interval: 5.0DEG
 Test Speed: HIGH
 Temperature:25DEG
 Operators:CHEN YU
 Test Date:2017-03-15

γ Range: 0 - 90DEG
 γ Interval: 0.5DEG
 Test System:EVERFINE GO-2000A_V1 SYSTEM V2.0.287
 Humidity:65.0%
 Test Distance:9.410m [K=1.0000]
 Remarks:

LUMINOUS DISTRIBUTION INTENSITY DATA

Test:U:221.0V I:0.5709A P:121.8W PF:0.9649 Lamp Flux:16696.8x1 lm		
NAME: LED HIGH BAY LIGHT	TYPE:YHL-ID-120-HB-VE	WEIGHT:
SPEC.:MEAN WELL	DIM.: 5000K	SERIAL No.:20170315
MFR.:	SUR.:70Ra	PROTECTION ANGLE:

Table--4

UNIT: cd

C(DEG) γ (DEG)	285	290	295	300	305	310	315	320	325	330	335	340	345	350	355				
0	7258	7258	7258	7258	7258	7258	7258	7258	7258	7258	7258	7258	7258	7258	7258				
5	7240	7240	7241	7241	7241	7240	7239	7239	7238	7238	7239	7240	7241	7243	7245				
10	7180	7181	7181	7182	7183	7183	7183	7183	7183	7185	7187	7190	7193	7197	7203				
15	7078	7085	7088	7090	7091	7092	7097	7101	7097	7098	7101	7103	7104	7100	7099				
20	6918	6922	6921	6920	6922	6923	6921	6921	6925	6935	6930	6923	6918	6912	6905				
25	6675	6677	6681	6681	6680	6679	6674	6674	6675	6676	6679	6677	6665	6660	6657				
30	6402	6407	6403	6393	6385	6380	6381	6389	6386	6386	6387	6390	6389	6388	6378				
35	6034	6042	6044	6047	6059	6049	6050	6058	6051	6042	6023	6021	6027	5997	5984				
40	5571	5565	5571	5591	5610	5614	5625	5613	5600	5578	5579	5536	5504	5496	5494				
45	4972	4961	4971	5005	5025	4994	4975	4953	4967	4957	4936	4910	4856	4851	4833				
50	4002	4049	4065	4085	4017	3995	3894	3872	3849	3890	3826	3787	3782	3714	3589				
55	2838	2883	2889	2825	2787	2862	2884	2880	2813	2673	2614	2585	2568	2510	2436				
60	2002	1999	2019	2001	2034	1998	1960	1920	1894	1931	1909	1859	1773	1762	1841				
65	1410	1357	1423	1501	1426	1369	1322	1338	1310	1296	1308	1237	1151	1136	1134				
70	942	1009	957	912	921	946	930	896	879	859	763	743	816	786	699				
75	668	654	646	636	644	623	610	581	571	538	499	480	431	420	444				
80	480	443	452	431	393	377	348	321	307	282	263	248	221	200	189				
85	171	192	190	204	198	167	140	115	93.5	66.8	56.0	42.4	35.2	30.4	26.4				
90	0.00	0.00	0.00	0.00	0.00	0.00	0.00	0.00	0.00	0.00	0.00	0.00	0.00	0.00	0.00				

C Range: 0 - 360DEG
C Interval: 5.0DEG
Test Speed: HIGH
Temperature:25DEG
Operators:CHEN YU
Test Date:2017-03-15

γ Range: 0 - 90DEG
γ Interval: 0.5DEG
Test System:EVERFINE GO-2000A_V1 SYSTEM V2.0.287
Humidity:65.0%
Test Distance:9.410m [K=1.0000]
Remarks: