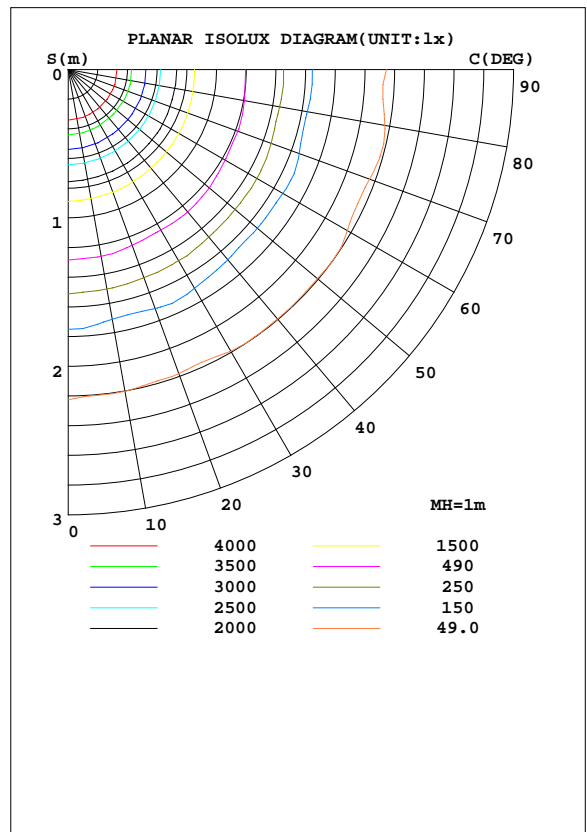
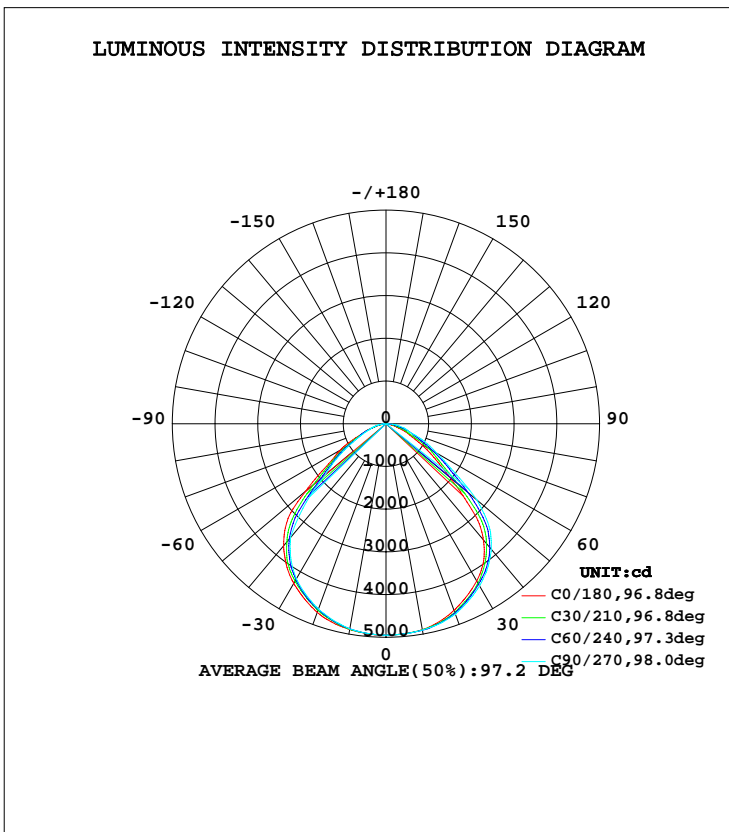


**LUMINAIRE PHOTOMETRIC TEST REPORT**

Test:U:221.1V I:0.3780A P:81.99W PF:0.9811 Lamp Flux:11348.1x1 lm		
NAME: LED HIGH BAY LIGHT	TYPE:YHL-ID-80-HB-VE	WEIGHT:
SPEC.:MEAN WELL	DIM.: 5000K	SERIAL No.:20170315
MFR.:	SUR.:70Ra	PROTECTION ANGLE:

DATA OF LAMP		PHOTOMETRIC DATA Eff: 138.40 lm/W			
MODEL	NF2W757GR-V1 170PCS	I <sub>max</sub> (cd)	4951	S/MH(C0/180)	1.27
NOMINAL POWER(W)	80	LOR(%)	100.0	S/MH(C90/270)	1.31
RATED VOLTAGE(V)	220	TOTAL FLUX(lm)	11348	η UP, DN(C0-180)	0.0, 47.4
NOMINAL FLUX(lm)	11348.1	CIE CLASS	DIRECT	η UP, DN(C180-360)	0.0, 52.6
LAMPS INSIDE	1	η up(%)	0.0	CIBSE SHR NOM	1.25
TEST VOLTAGE(V)	220	η down(%)	100.0	CIBSE SHR MAX	1.35



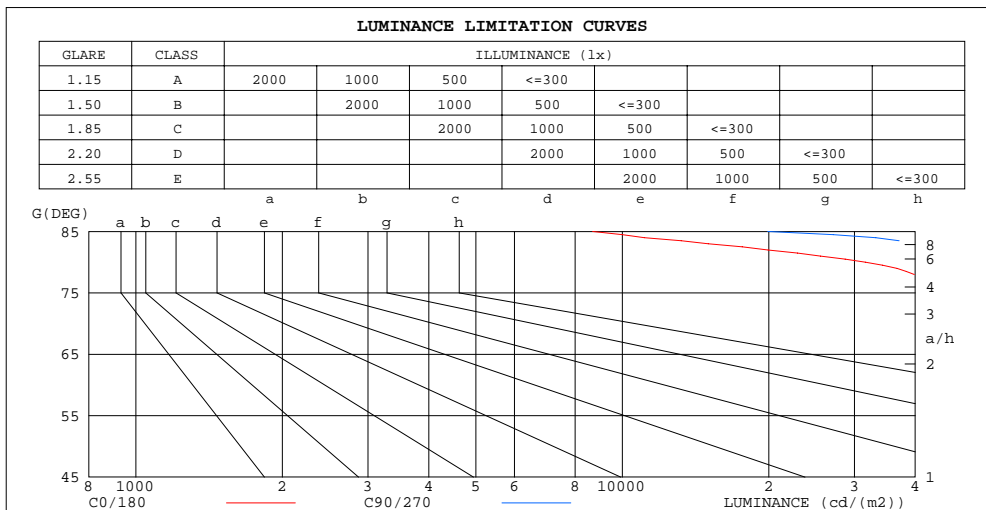
C Range: 0 - 360DEG  
 C Interval: 5.0DEG  
 Test Speed: HIGH  
 Temperature:25DEG  
 Operators:CHEN YU  
 Test Date:2017-03-16

γ Range: 0 - 90DEG  
 γ Interval: 0.5DEG  
 Test System:EVERFINE GO-2000A\_V1 SYSTEM V2.0.287  
 Humidity:65.0%  
 Test Distance:9.410m [K=1.0000]  
 Remarks:

ZONAL FLUX DIAGRAM  
AND LUMINANCE LIMITATION CURVES

ZONAL FLUX DIAGRAM:

γ	C0	C45	C90	C135	C180	C225	C270	C315	γ	Φ zone	Φ total	lum, lamp
5	4934	4929	4929	4929	4934	4935	4939	4938	0- 5	118.1	118.1	1.04,1.04
10	4890	4878	4877	4879	4896	4902	4905	4896	5- 10	351.4	469.5	4.14,4.14
15	4819	4779	4762	4784	4799	4833	4844	4834	10- 15	575.3	1045	9.21,9.21
20	4700	4632	4619	4629	4649	4703	4744	4727	15- 20	781.3	1826	16.1,16.1
25	4521	4439	4422	4446	4462	4521	4572	4565	20- 25	961.4	2788	24.6,24.6
30	4318	4225	4198	4203	4250	4314	4384	4378	25- 30	1111	3898	34.4,34.4
35	4058	3952	3879	3876	3971	4074	4139	4143	30- 35	1222	5120	45.1,45.1
40	3730	3564	3484	3438	3547	3726	3839	3817	35- 40	1278	6398	56.4,56.4
45	3291	2906	2692	2693	2838	3187	3415	3402	40- 45	1247	7645	67.4,67.4
50	2459	2173	1849	1850	1949	2352	2777	2838	45- 50	1078	8723	76.9,76.9
55	1645	1497	1392	1311	1372	1707	1913	2004	50- 55	834.6	9558	84.2,84.2
60	1236	1016	943.0	872.5	926.3	1121	1360	1347	55- 60	623.3	10181	89.7,89.7
65	778.3	721.2	644.7	611.8	600.3	827.4	1010	937.6	60- 65	450.7	10632	93.7,93.7
70	492.8	472.2	427.5	390.8	379.8	560.0	599.7	645.1	65- 70	315.6	10947	96.5,96.5
75	258.0	287.5	317.8	232.7	206.5	365.0	477.4	421.5	70- 75	213.4	11161	98.3,98.3
80	109.7	118.4	185.5	88.11	55.81	196.0	313.5	220.8	75- 80	128.1	11289	99.5,99.5
85	15.14	18.95	34.70	13.54	14.30	49.11	103.9	83.19	80- 85	54.72	11344	100,100
90	0.6761	0	0	0	1.173	0	0	0	85- 90	4.558	11348	100,100
95									90- 95			
100									95-100			
105									100-105			
110									105-110			
115									110-115			
120									115-120			
125									120-125			
130									125-130			
135									130-135			
140									135-140			
145									140-145			
150									145-150			
155									150-155			
160									155-160			
165									160-165			
170									165-170			
175									170-175			
180									175-180			
DEG	LUMINOUS INTENSITY:cd									UNIT:lm		



LUMINANCE cd/(m2)		
G(DEG)	C0/180	C90/270
85	8684	19906
80	31585	53414
75	49842	61399
70	72038	62490
65	92081	76278
60	123641	94300
55	143420	121333
50	191272	143858
45	232688	190336

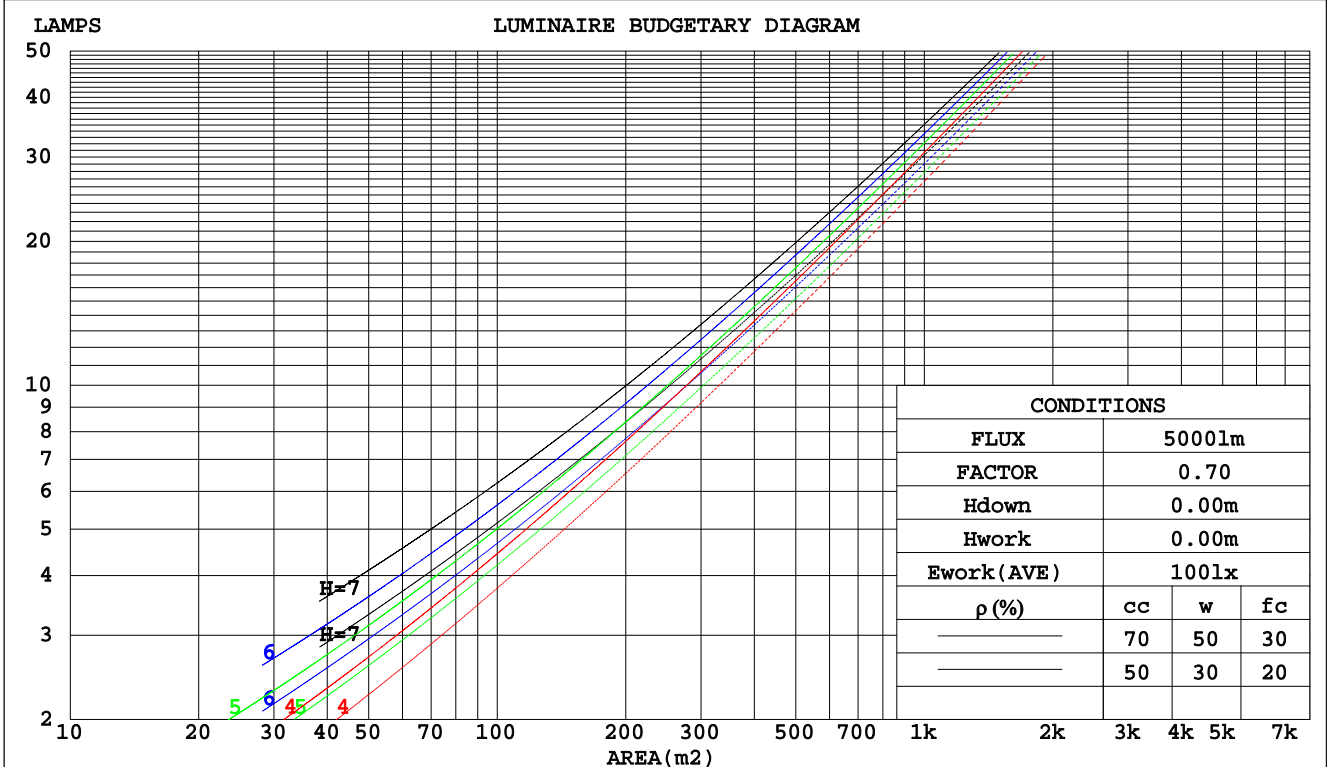
C Range: 0 - 360DEG  
C Interval: 5.0DEG  
Test Speed: HIGH  
Temperature:25DEG  
Operators:CHEN YU  
Test Date:2017-03-16

γ Range: 0 - 90DEG  
γ Interval: 0.5DEG  
Test System:EVERFINE GO-2000A\_V1 SYSTEM V2.0.287  
Humidity:65.0%  
Test Distance:9.410m [K=1.0000]  
Remarks:

**CU AND LUMINAIRE BUDGETARY ESTIMATE DIAGRAM**

Test:U:221.1V I:0.3780A P:81.99W PF:0.9811 Lamp Flux:11348.1x1 lm		
NAME: LED HIGH BAY LIGHT	TYPE:YHL-ID-80-HB-VE	WEIGHT:
SPEC.:MEAN WELL	DIM.: 5000K	SERIAL No.:20170315
MFR.:	SUR.:70Ra	PROTECTION ANGLE:

pcc	80%			70%			50%			30%			10%			0
	50%	30%	10%	50%	30%	10%	50%	30%	10%	50%	30%	10%	50%	30%	10%	0
pw																
pfc	20%			20%			20%			20%			20%			0
RCR	RCR:Room Cavity Ratio      Coefficients of Utilization(CU)															
0.0	1.19	1.19	1.19	1.16	1.16	1.16	1.11	1.11	1.11	1.06	1.06	1.06	1.02	1.02	1.02	.00
1.0	1.07	1.03	.00	1.04	1.01	.98	1.00	.98	.95	.96	.94	.92	.93	.91	.90	.88
2.0	.95	.89	.84	.93	.88	.83	.90	.85	.81	.87	.83	.80	.84	.81	.78	.76
3.0	.85	.78	.72	.83	.77	.71	.80	.75	.70	.78	.73	.69	.75	.71	.68	.66
4.0	.76	.68	.62	.75	.68	.62	.72	.66	.61	.70	.65	.60	.68	.63	.60	.58
5.0	.69	.61	.55	.68	.60	.54	.66	.59	.54	.64	.58	.53	.62	.57	.53	.51
6.0	.62	.54	.48	.61	.54	.48	.60	.53	.48	.58	.52	.47	.57	.51	.47	.45
7.0	.57	.49	.43	.56	.48	.43	.55	.48	.43	.53	.47	.42	.52	.46	.42	.40
8.0	.52	.44	.39	.51	.44	.39	.50	.43	.38	.49	.43	.38	.48	.42	.38	.36
9.0	.48	.40	.35	.47	.40	.35	.46	.40	.35	.45	.39	.35	.44	.39	.34	.33
10.0	.44	.37	.32	.44	.37	.32	.43	.36	.32	.42	.36	.32	.41	.35	.31	.30



C Range: 0 - 360DEG  
 C Interval: 5.0DEG  
 Test Speed: HIGH  
 Temperature:25DEG  
 Operators:CHEN YU  
 Test Date:2017-03-16

γ Range: 0 - 90DEG  
 γ Interval: 0.5DEG  
 Test System:EVERFINE GO-2000A\_V1 SYSTEM V2.0.287  
 Humidity:65.0%  
 Test Distance:9.410m [K=1.0000]  
 Remarks:

WEC AND CCEC

Test:U:221.1V I:0.3780A P:81.99W PF:0.9811 Lamp Flux:11348.1x1 lm		
NAME: LED HIGH BAY LIGHT	TYPE:YHL-ID-80-HB-VE	WEIGHT:
SPEC.:MEAN WELL	DIM.: 5000K	SERIAL No.:20170315
MFR.:	SUR.:70Ra	PROTECTION ANGLE:

ρcc	80%			70%			50%			30%			10%			0
ρw	50%	30%	10%	50%	30%	10%	50%	30%	10%	50%	30%	10%	50%	30%	10%	0
ρfc	20%			20%			20%			20%			20%			0
RCR	RCR:Room Cavity Ratio						Wall Exitance Coefficients(WEC)									
0.0																
1.0	.256	.146	.046	.249	.142	.045	.236	.135	.043	.224	.129	.041	.213	.124	.040	
2.0	.248	.136	.042	.242	.133	.041	.231	.128	.040	.220	.124	.039	.211	.119	.038	
3.0	.235	.125	.037	.229	.123	.037	.219	.119	.036	.210	.115	.035	.202	.112	.035	
4.0	.221	.115	.034	.216	.113	.033	.207	.110	.033	.199	.107	.032	.192	.104	.032	
5.0	.207	.106	.031	.203	.104	.030	.195	.102	.030	.188	.099	.030	.181	.097	.029	
6.0	.195	.098	.028	.191	.096	.028	.184	.094	.027	.178	.092	.027	.172	.090	.027	
7.0	.183	.091	.026	.180	.090	.026	.174	.088	.025	.168	.086	.025	.162	.084	.025	
8.0	.173	.084	.024	.170	.084	.024	.164	.082	.023	.159	.080	.023	.154	.079	.023	
9.0	.163	.079	.022	.160	.078	.022	.155	.077	.022	.151	.076	.022	.146	.074	.021	
10.0	.154	.074	.021	.152	.073	.020	.147	.072	.020	.143	.071	.020	.139	.070	.020	

ρcc	80%			70%			50%			30%			10%			0
ρw	50%	30%	10%	50%	30%	10%	50%	30%	10%	50%	30%	10%	50%	30%	10%	0
ρfc	20%			20%			20%			20%			20%			0
RCR	RCR:Room Cavity Ratio						Ceiling Cavity Exitance Coefficients(CCEC)									
0.0	.190	.190	.190	.163	.163	.163	.111	.111	.111	.064	.064	.064	.020	.020	.020	
1.0	.177	.157	.139	.151	.134	.119	.103	.092	.083	.059	.054	.048	.019	.017	.016	
2.0	.166	.132	.103	.143	.114	.089	.098	.079	.062	.056	.046	.037	.018	.015	.012	
3.0	.158	.114	.079	.135	.098	.069	.093	.068	.048	.054	.040	.028	.017	.013	.009	
4.0	.150	.100	.063	.129	.087	.054	.088	.060	.038	.051	.035	.023	.016	.012	.007	
5.0	.143	.090	.051	.122	.078	.044	.084	.054	.031	.049	.032	.018	.016	.010	.006	
6.0	.136	.081	.042	.117	.070	.036	.081	.049	.026	.047	.029	.015	.015	.009	.005	
7.0	.129	.074	.035	.111	.064	.031	.077	.045	.022	.045	.027	.013	.014	.009	.004	
8.0	.124	.068	.030	.106	.059	.026	.074	.042	.019	.043	.025	.011	.014	.008	.004	
9.0	.118	.063	.026	.102	.055	.023	.070	.039	.016	.041	.023	.010	.013	.007	.003	
10.0	.113	.059	.023	.097	.051	.020	.067	.036	.015	.039	.021	.009	.013	.007	.003	

C Range: 0 - 360DEG  
 C Interval: 5.0DEG  
 Test Speed: HIGH  
 Temperature:25DEG  
 Operators:CHEN YU  
 Test Date:2017-03-16

γ Range: 0 - 90DEG  
 γ Interval: 0.5DEG  
 Test System:EVERFINE GO-2000A\_V1 SYSTEM V2.0.287  
 Humidity:65.0%  
 Test Distance:9.410m [K=1.0000]  
 Remarks:

UGR(Unified Glare Rating) Table

Test:U:221.1V I:0.3780A P:81.99W PF:0.9811 Lamp Flux:11348.1x1 lm		
NAME: LED HIGH BAY LIGHT	TYPE:YHL-ID-80-HB-VE	WEIGHT:
SPEC.:MEAN WELL	DIM.: 5000K	SERIAL No.:20170315
MFR.:	SUR.:70Ra	PROTECTION ANGLE:

ceiling/cavity	0.7	0.7	0.5	0.5	0.3	0.7	0.7	0.5	0.5	0.3
walls	0.5	0.3	0.5	0.3	0.3	0.5	0.3	0.5	0.3	0.3
working plane	0.2	0.2	0.2	0.2	0.2	0.2	0.2	0.2	0.2	0.2
Room dimensions	Viewed crosswise					Viewed endwise				
x = 2H y = 2H	29.7	31.0	29.9	31.2	31.4	28.9	30.3	29.2	30.5	30.7
3H	30.1	31.4	30.4	31.6	31.8	29.4	30.7	29.7	30.9	31.1
4H	30.2	31.4	30.5	31.6	31.9	29.6	30.8	29.9	31.0	31.3
6H	30.2	31.3	30.5	31.6	31.8	29.8	30.9	30.1	31.1	31.4
8H	30.2	31.2	30.5	31.5	31.8	29.8	30.9	30.1	31.1	31.4
12H	30.1	31.1	30.5	31.4	31.7	29.8	30.8	30.1	31.1	31.4
4H 2H	29.8	31.0	30.1	31.2	31.5	29.2	30.4	29.5	30.6	30.8
3H	30.4	31.4	30.7	31.7	32.0	29.8	30.8	30.2	31.1	31.4
4H	30.5	31.5	30.9	31.8	32.1	30.1	31.0	30.5	31.4	31.7
6H	30.6	31.4	31.0	31.8	32.1	30.4	31.2	30.8	31.5	31.9
8H	30.6	31.3	31.0	31.7	32.1	30.4	31.2	30.8	31.6	31.9
12H	30.5	31.2	30.9	31.6	32.0	30.4	31.1	30.9	31.5	31.9
8H 4H	30.6	31.3	31.0	31.7	32.1	30.2	30.9	30.6	31.3	31.7
6H	30.7	31.3	31.1	31.7	32.1	30.5	31.1	30.9	31.5	31.9
8H	30.6	31.2	31.1	31.6	32.1	30.6	31.1	31.0	31.6	32.0
12H	30.6	31.1	31.1	31.5	32.0	30.6	31.1	31.1	31.5	32.0
12H 4H	30.5	31.2	31.0	31.6	32.0	30.1	30.8	30.5	31.2	31.6
6H	30.6	31.2	31.1	31.6	32.1	30.4	31.0	30.9	31.4	31.9
8H	30.6	31.1	31.1	31.5	32.0	30.6	31.0	31.0	31.5	32.0
Variations with the observer position at spacings:										
S = 1.0H	+ 0.7 / - 0.9					+ 0.7 / - 0.8				
1.5H	+ 0.6 / - 0.5					+ 0.4 / - 0.7				
2.0H	+ 1.9 / - 1.8					+ 1.6 / - 1.4				

CIE Pub.117 Corrected 11348 lm Total Lamp Luminous Flux. (8log(F/F0) = 8.4)

C Range: 0 - 360DEG  
 C Interval: 5.0DEG  
 Test Speed: HIGH  
 Temperature:25DEG  
 Operators:CHEN YU  
 Test Date:2017-03-16

γ Range: 0 - 90DEG  
 γ Interval: 0.5DEG  
 Test System:EVERFINE GO-2000A\_V1 SYSTEM V2.0.287  
 Humidity:65.0%  
 Test Distance:9.410m [K=1.0000]  
 Remarks:

UTILIZATION FACTORS TABLE

Test:U:221.1V I:0.3780A P:81.99W PF:0.9811 Lamp Flux:11348.1x1 lm		
NAME: LED HIGH BAY LIGHT	TYPE:YHL-ID-80-HB-VE	WEIGHT:
SPEC.:MEAN WELL	DIM.: 5000K	SERIAL No.:20170315
MFR.:	SUR.:70Ra	PROTECTION ANGLE:

REFLECTANCE										
Ceiling	0.8	0.8	0.8	0.7	0.7	0.7	0.5	0.5	0.5	0
Walls	0.7	0.5	0.3	0.7	0.5	0.3	0.7	0.5	0.3	0
Working plane	0.2	0.2	0.2	0.2	0.2	0.2	0.2	0.2	0.2	0
ROOM INDEX	UTILIZATION FACTORS(PERCENT) $k(RI) \times RCR = 5$									
k = 0.60	64	54	47	63	53	47	62	53	47	41
0.80	74	64	58	73	64	57	72	63	57	51
1.00	83	73	67	82	73	67	79	74	66	60
1.25	89	80	74	88	80	74	86	78	73	67
1.50	94	86	80	92	85	79	90	83	78	72
2.00	100	93	87	98	92	87	95	89	85	78
2.50	103	97	92	101	95	91	97	93	89	81
3.00	106	100	96	104	99	94	100	96	92	85
4.00	109	104	100	107	102	99	103	99	96	88
5.00	111	107	103	108	105	102	104	101	99	90
ROOM INDEX	UF(total)									Direct
According to DIN EN 13032-2 2004			Suspended				SHRNOM = 1.25			

C Range: 0 - 360DEG  
 C Interval: 5.0DEG  
 Test Speed: HIGH  
 Temperature:25DEG  
 Operators:CHEN YU  
 Test Date:2017-03-16

$\gamma$  Range: 0 - 90DEG  
 $\gamma$  Interval: 0.5DEG  
 Test System:EVERFINE GO-2000A\_V1 SYSTEM V2.0.287  
 Humidity:65.0%  
 Test Distance:9.410m [K=1.0000]  
 Remarks:

**ISOCANDELA DIAGRAM**

Test:U:221.1V I:0.3780A P:81.99W PF:0.9811 Lamp Flux:11348.1x1 lm		
NAME: LED HIGH BAY LIGHT	TYPE:YHL-ID-80-HB-VE	WEIGHT:
SPEC.:MEAN WELL	DIM.: 5000K	SERIAL No.:20170315
MFR.:	SUR.:70Ra	PROTECTION ANGLE:

Conical surface Flux(90deg):

7645 lm

%lum = 67.4%

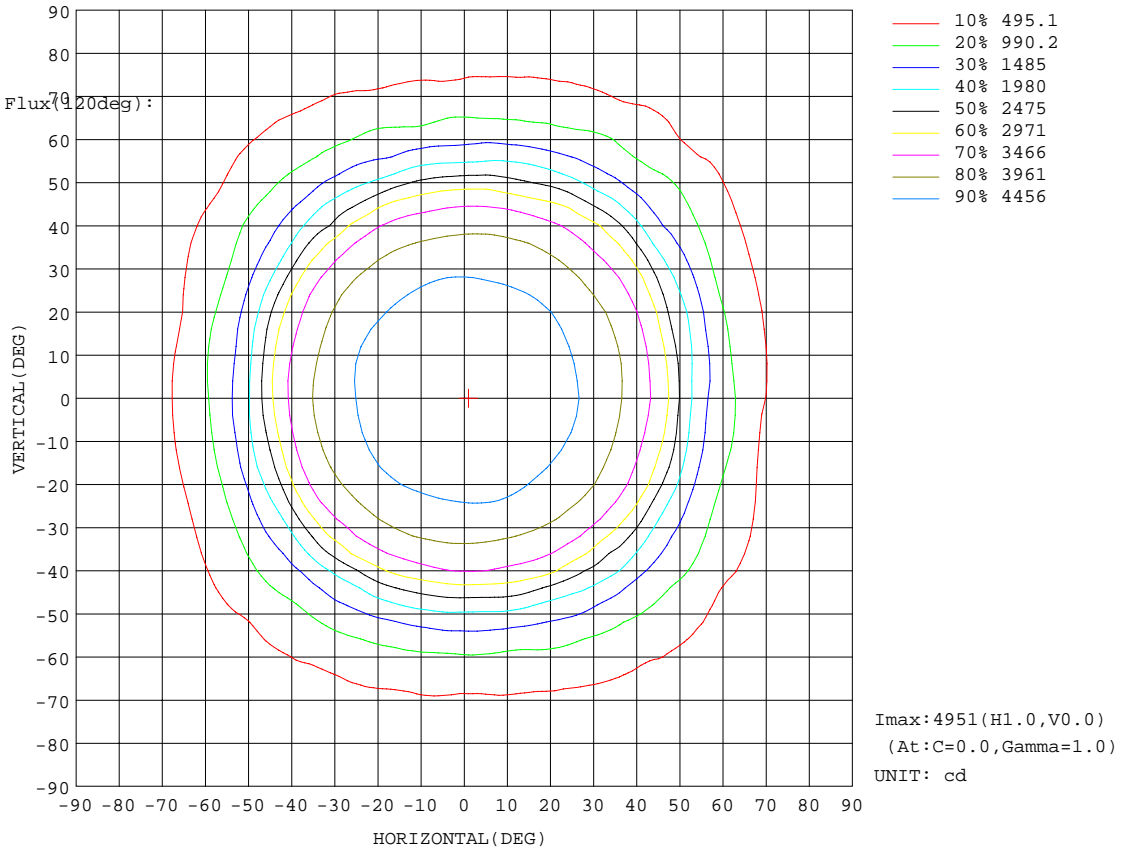
%lamp = 67.4%

Conical surface Flux(70deg):

10181 lm

%lum = 89.7%

%lamp = 89.7%



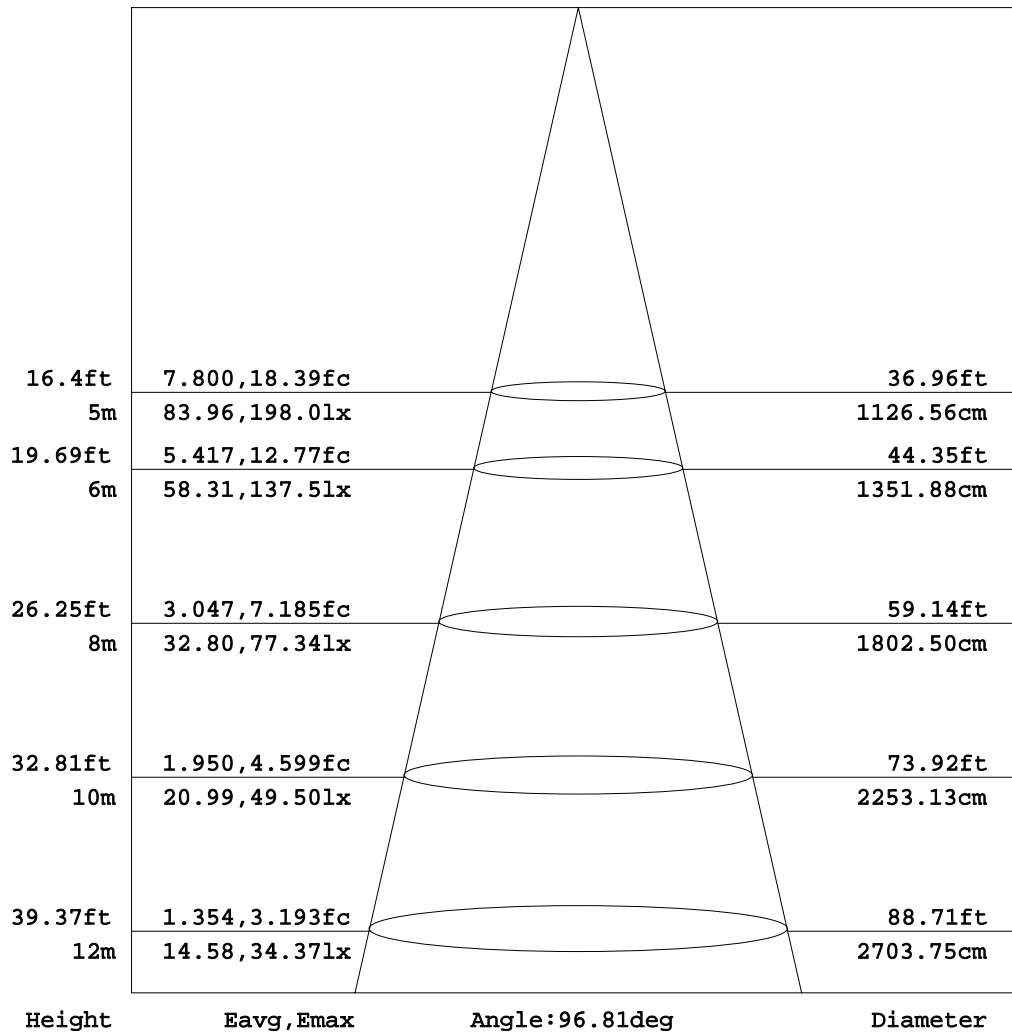
C Range: 0 - 360DEG  
 C Interval: 5.0DEG  
 Test Speed: HIGH  
 Temperature: 25DEG  
 Operators: CHEN YU  
 Test Date: 2017-03-16

γ Range: 0 - 90DEG  
 γ Interval: 0.5DEG  
 Test System: EVERFINE GO-2000A\_V1 SYSTEM V2.0.287  
 Humidity: 65.0%  
 Test Distance: 9.410m [K=1.0000]  
 Remarks:

**AAI Figure**

Test:U:221.1V I:0.3780A P:81.99W PF:0.9811 Lamp Flux:11348.1x1 lm		
NAME: LED HIGH BAY LIGHT	TYPE:YHL-ID-80-HB-VE	WEIGHT:
SPEC.:MEAN WELL	DIM.: 5000K	SERIAL No.:20170315
MFR.:	SUR.:70Ra	PROTECTION ANGLE:

Flux out:8425 lm



Note:The Curves indicate the illuminated area and the average illumination when the luminaire is at different distance.

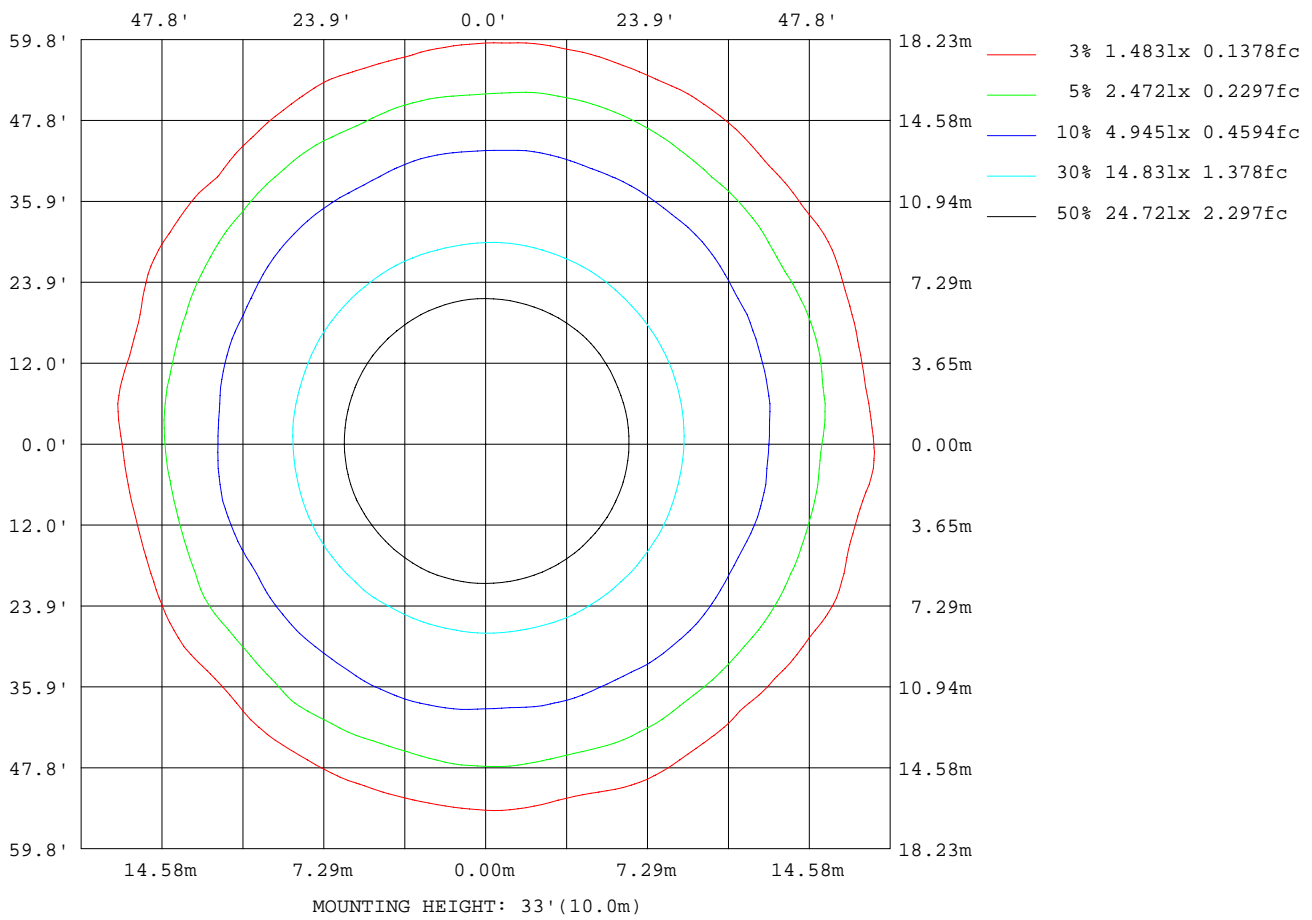
C Range: 0 - 360DEG  
 C Interval: 5.0DEG  
 Test Speed: HIGH  
 Temperature:25DEG  
 Operators:CHEN YU  
 Test Date:2017-03-16

γ Range: 0 - 90DEG  
 γ Interval: 0.5DEG  
 Test System:EVERFINE GO-2000A\_V1 SYSTEM V2.0.287  
 Humidity:65.0%  
 Test Distance:9.410m [K=1.0000]  
 Remarks:



**ISOLUX DIAGRAM**

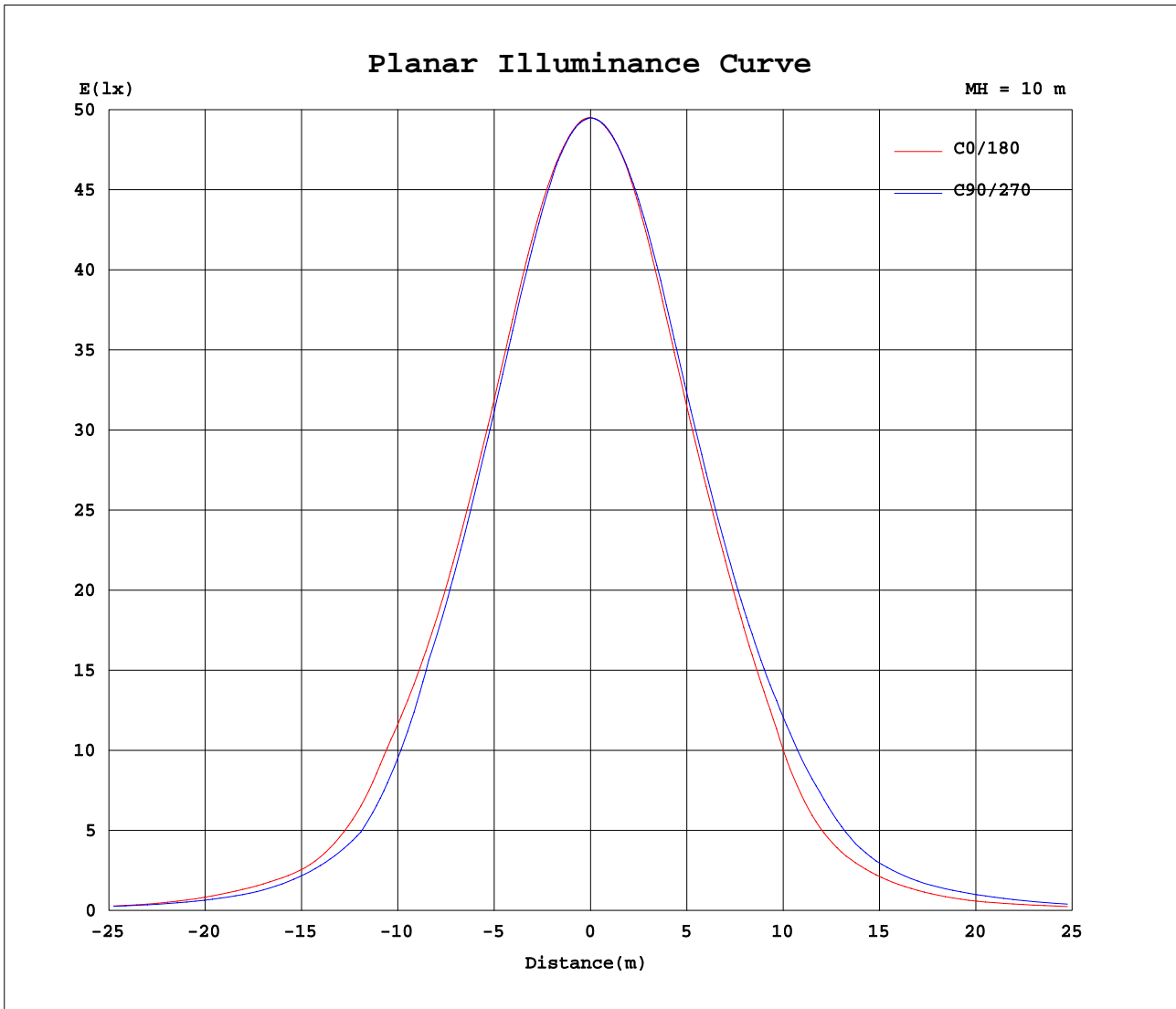
Test:U:221.1V I:0.3780A P:81.99W PF:0.9811 Lamp Flux:11348.1x1 lm		
NAME: LED HIGH BAY LIGHT	TYPE:YHL-ID-80-HB-VE	WEIGHT:
SPEC.:MEAN WELL	DIM.: 5000K	SERIAL No.:20170315
MFR.:	SUR.:70Ra	PROTECTION ANGLE:



C Range: 0 - 360DEG  
 C Interval: 5.0DEG  
 Test Speed: HIGH  
 Temperature:25DEG  
 Operators:CHEN YU  
 Test Date:2017-03-16

γ Range: 0 - 90DEG  
 γ Interval: 0.5DEG  
 Test System:EVERFINE GO-2000A\_V1 SYSTEM V2.0.287  
 Humidity:65.0%  
 Test Distance:9.410m [K=1.0000]  
 Remarks:

Planar Illuminance Curve



C Range: 0 - 360DEG  
 C Interval: 5.0DEG  
 Test Speed: HIGH  
 Temperature: 25DEG  
 Operators: CHEN YU  
 Test Date: 2017-03-16

$\gamma$  Range: 0 - 90DEG  
 $\gamma$  Interval: 0.5DEG  
 Test System: EVERFINE GO-2000A\_V1 SYSTEM V2.0.287  
 Humidity: 65.0%  
 Test Distance: 9.410m [K=1.0000]  
 Remarks:





LUMINOUS DISTRIBUTION INTENSITY DATA

Test:U:221.1V I:0.3780A P:81.99W PF:0.9811 Lamp Flux:11348.1x1 lm		
NAME: LED HIGH BAY LIGHT	TYPE:YHL-ID-80-HB-VE	WEIGHT:
SPEC.:MEAN WELL	DIM.: 5000K	SERIAL No.:20170315
MFR.:	SUR.:70Ra	PROTECTION ANGLE:

Table--3

UNIT: cd

C(DEG) γ (DEG)	190	195	200	205	210	215	220	225	230	235	240	245	250	255	260	265	270	275	280
0	4950	4950	4950	4950	4950	4950	4950	4950	4950	4950	4950	4950	4950	4950	4950	4950	4950	4950	4950
5	4933	4933	4933	4933	4933	4933	4934	4935	4935	4936	4936	4937	4937	4937	4938	4938	4939	4939	4940
10	4895	4895	4897	4898	4899	4900	4901	4902	4904	4906	4908	4908	4908	4908	4907	4906	4905	4903	4903
15	4805	4811	4816	4820	4824	4829	4834	4833	4833	4835	4837	4841	4844	4846	4846	4845	4844	4843	4843
20	4663	4672	4679	4688	4699	4698	4700	4703	4706	4709	4714	4717	4724	4733	4741	4744	4744	4741	4737
25	4489	4502	4513	4517	4519	4521	4520	4521	4528	4535	4540	4549	4559	4565	4569	4572	4572	4569	4565
30	4270	4282	4294	4303	4308	4311	4312	4314	4321	4326	4336	4348	4364	4377	4388	4390	4384	4378	4370
35	3967	3971	3983	4002	4025	4045	4065	4074	4077	4092	4101	4107	4112	4120	4128	4135	4139	4139	4143
40	3569	3575	3594	3625	3660	3689	3700	3726	3738	3759	3782	3788	3787	3787	3797	3816	3839	3857	3868
45	2947	3007	3033	3074	3119	3175	3158	3187	3205	3263	3298	3335	3361	3368	3367	3389	3415	3430	3432
50	2013	2087	2143	2171	2187	2256	2346	2352	2421	2463	2512	2583	2620	2663	2711	2745	2777	2799	2750
55	1408	1423	1453	1475	1515	1585	1645	1707	1760	1763	1775	1770	1799	1872	1906	1905	1913	1957	2043
60	986	964	983	1076	1144	1135	1147	1121	1178	1221	1268	1319	1323	1321	1334	1342	1360	1414	1412
65	587	642	657	668	696	732	793	827	861	861	871	907	917	885	896	981	1010	985	989
70	393	413	436	438	481	517	537	560	566	589	621	607	602	654	673	619	600	659	690
75	235	230	251	281	284	302	339	365	386	406	420	414	439	434	444	444	477	480	484
80	68.3	82.8	96.5	111	136	154	176	196	210	237	248	276	286	291	307	333	313	323	331
85	17.0	17.5	18.5	21.3	21.1	28.9	40.0	49.1	58.2	69.5	80.5	92.5	94.0	101	101	99.9	104	106	117
90	0.00	0.00	0.00	0.00	0.00	0.00	0.00	0.00	0.00	0.00	0.00	0.00	0.00	0.00	0.00	0.00	0.00	0.00	0.00

C Range: 0 - 360DEG  
 C Interval: 5.0DEG  
 Test Speed: HIGH  
 Temperature:25DEG  
 Operators:CHEN YU  
 Test Date:2017-03-16

γ Range: 0 - 90DEG  
 γ Interval: 0.5DEG  
 Test System:EVERFINE GO-2000A\_V1 SYSTEM V2.0.287  
 Humidity:65.0%  
 Test Distance:9.410m [K=1.0000]  
 Remarks:

