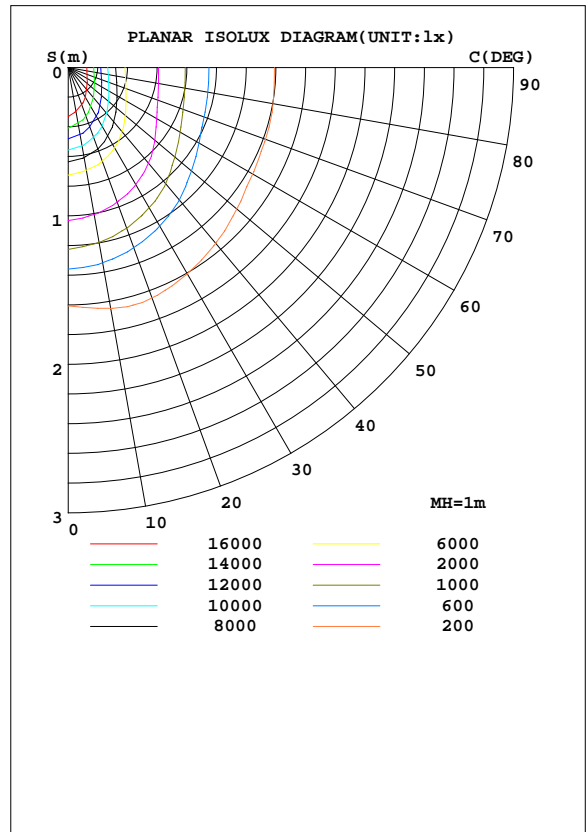
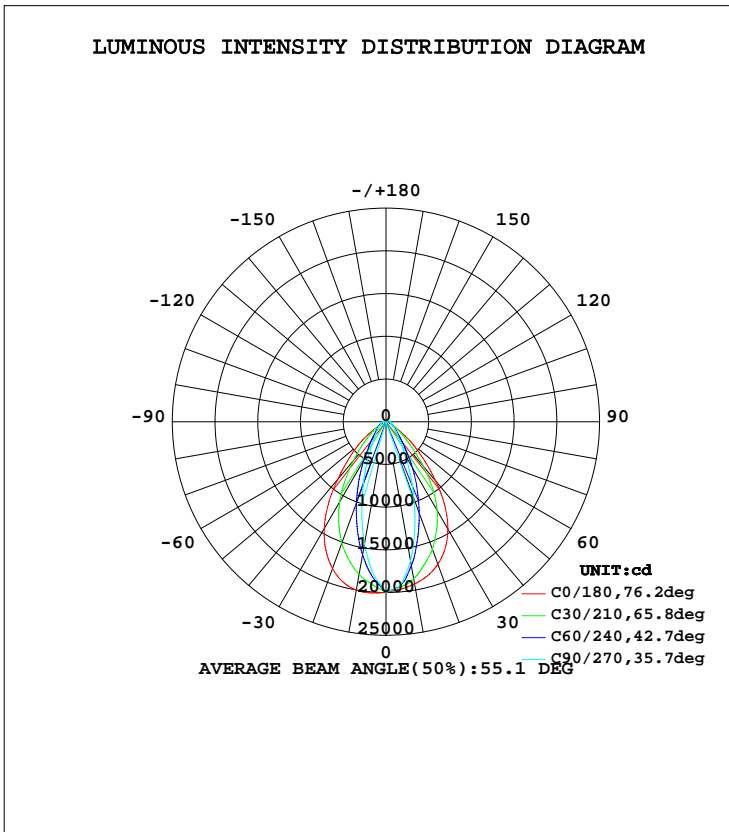


LUMINAIRE PHOTOMETRIC TEST REPORT

Test:U:220.9V I:0.7159A P:153.4W PF:0.9698 Lamp Flux:20664.1x1 lm		
NAME: LED LINEAR HIGH BAY	TYPE:YHL-AI2-150	WEIGHT:
SPEC.:MEAN WELL	DIM.: 5000K	SERIAL No.:20170331
MFR.:	SUR.:70Ra	PROTECTION ANGLE:

DATA OF LAMP		PHOTOMETRIC DATA Eff: 134.72 lm/W			
MODEL	NF2W757GRT-V1 240PCS	Imax(cd)	20126	S/MH(C0/180)	1.11
NOMINAL POWER(W)	150	LOR(%)	100.0	S/MH(C90/270)	0.62
RATED VOLTAGE(V)	220	TOTAL FLUX(lm)	20664	η UP, DN(C0-180)	0.0, 47.1
NOMINAL FLUX(lm)	20664.1	CIE CLASS	DIRECT	η UP, DN(C180-360)	0.0, 52.9
LAMPS INSIDE	1	η up(%)	0.0	CIBSE SHR NOM	0.75
TEST VOLTAGE(V)	220	η down(%)	100.0	CIBSE SHR MAX	0.75



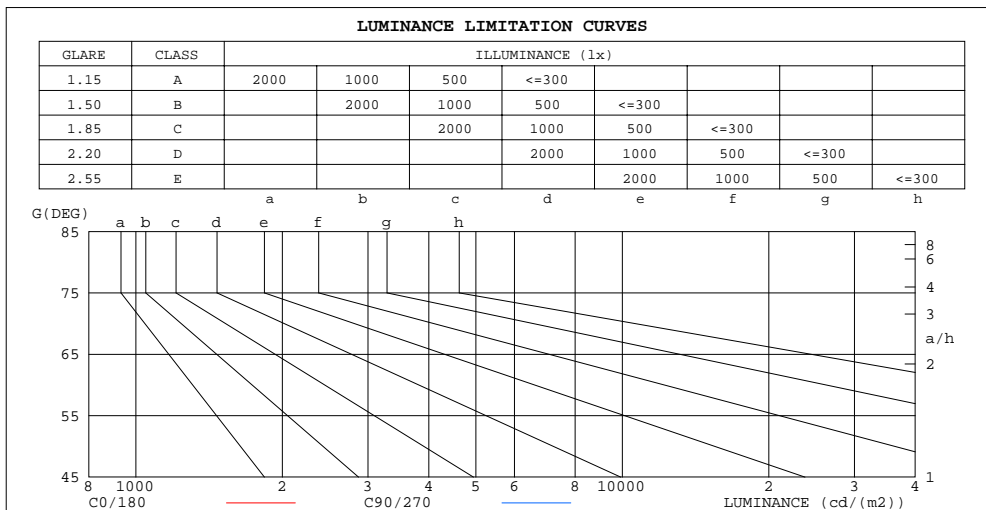
C Range: 0 - 360DEG
 C Interval: 5.0DEG
 Test Speed: HIGH
 Temperature:25DEG
 Operators:CHEN YU
 Test Date:2017-03-31

γ Range: 0 - 90DEG
 γ Interval: 0.5DEG
 Test System:EVERFINE GO-2000A_V1 SYSTEM V2.0.287
 Humidity:65.0%
 Test Distance:9.410m [K=1.0000]
 Remarks:

ZONAL FLUX DIAGRAM
AND LUMINANCE LIMITATION CURVES

ZONAL FLUX DIAGRAM:

γ	C0	C45	C90	C135	C180	C225	C270	C315	γ	Φ zone	Φ total	#lum,lamp
5	2012	1864	1772	1827	1967	1936	1917	1971	0- 5	463.1	463.1	2.24,2.24
10	2001	1694	1454	1620	1928	1786	1658	1850	5- 10	1302	1765	8.54,8.54
15	1943	1490	1095	1401	1868	1582	1302	1664	10- 15	1940	3706	17.9,17.9
20	1829	1254	772.0	1173	1775	1354	946.7	1442	15- 20	2344	6050	29.3,29.3
25	1663	1015	530.7	954.4	1638	1121	669.4	1210	20- 25	2523	8573	41.5,41.5
30	1447	779.0	345.5	740.1	1450	887.7	441.7	974.0	25- 30	2499	11072	53.6,53.6
35	1177	554.1	249.9	530.3	1202	650.7	307.0	730.9	30- 35	2284	13357	64.6,64.6
40	878.2	374.1	182.7	351.2	904.8	428.9	221.7	501.1	35- 40	1921	15278	73.9,73.9
45	622.9	259.7	144.0	238.7	628.0	284.3	168.9	338.3	40- 45	1501	16780	81.2,81.2
50	420.3	176.6	121.1	161.5	413.6	191.2	133.1	226.3	45- 50	1129	17909	86.7,86.7
55	227.7	129.7	96.11	116.6	211.8	137.0	114.2	153.1	50- 55	822.8	18732	90.6,90.6
60	106.1	99.68	70.32	87.25	102.9	102.5	84.90	106.5	55- 60	571.8	19304	93.4,93.4
65	71.07	76.83	57.33	67.38	70.03	79.92	65.76	80.04	60- 65	417.7	19721	95.4,95.4
70	51.39	51.54	57.97	47.55	51.27	58.13	57.12	58.72	65- 70	325.2	20046	97.97
75	35.04	34.77	61.17	34.32	35.16	39.38	64.71	39.96	70- 75	256.6	20303	98.3,98.3
80	24.32	23.88	52.03	24.28	25.28	29.41	66.44	27.91	75- 80	200.9	20504	99.2,99.2
85	12.14	10.98	16.02	10.82	11.24	18.60	26.56	17.19	80- 85	138.1	20642	99.9,99.9
90	0.1717	0	0	0	0.1513	0	0	0	85- 90	21.96	20664	100,100
95									90- 95			
100									95-100			
105									100-105			
110									105-110			
115									110-115			
120									115-120			
125									120-125			
130									125-130			
135									130-135			
140									135-140			
145									140-145			
150									145-150			
155									150-155			
160									155-160			
165									160-165			
170									165-170			
175									170-175			
180									175-180			
DEG	LUMINOUS INTENSITY:×10cd									UNIT:lm		



LUMINANCE cd/(m2)		
G(DEG)	C0/180	C90/270
85	69629	91905
80	70016	149826
75	67691	118166
70	75129	84750
65	84083	67832
60	106065	70324
55	198499	83785
50	326958	94178
45	440492	101799

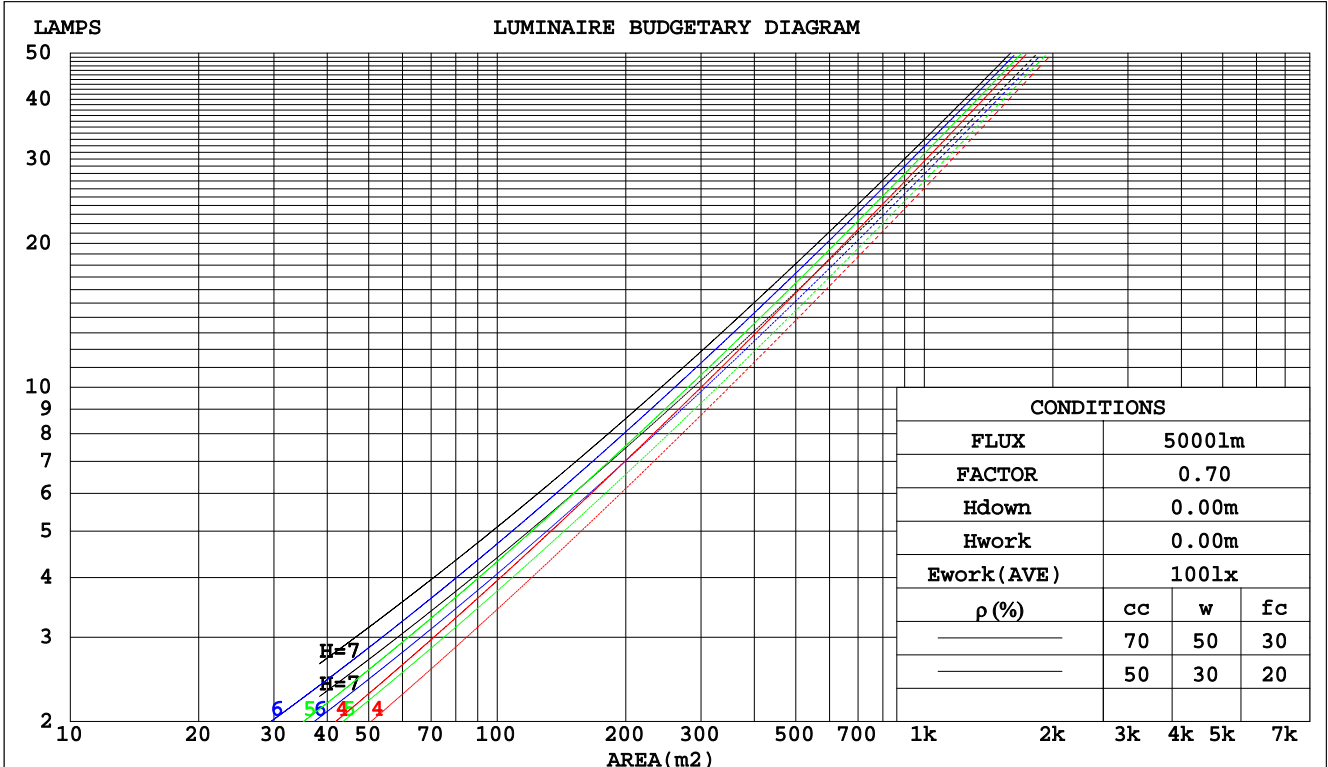
C Range: 0 - 360DEG
C Interval: 5.0DEG
Test Speed: HIGH
Temperature:25DEG
Operators:CHEN YU
Test Date:2017-03-31

γ Range: 0 - 90DEG
γ Interval: 0.5DEG
Test System:EVERFINE GO-2000A_V1 SYSTEM V2.0.287
Humidity:65.0%
Test Distance:9.410m [K=1.0000]
Remarks:

CU AND LUMINAIRE BUDGETARY ESTIMATE DIAGRAM

Test:U:220.9V I:0.7159A P:153.4W PF:0.9698 Lamp Flux:20664.1lx1 lm		
NAME: LED LINEAR HIGH BAY	TYPE:YHL-AI2-150	WEIGHT:
SPEC.:MEAN WELL	DIM.: 5000K	SERIAL No.:20170331
MFR.:	SUR.:70Ra	PROTECTION ANGLE:

pcc	80%			70%			50%			30%			10%			0
	50%	30%	10%	50%	30%	10%	50%	30%	10%	50%	30%	10%	50%	30%	10%	0
pw																
pfc																
RCR	RCR:Room Cavity Ratio			Coefficients of Utilization(CU)												
0.0	1.19	1.19	1.19	1.16	1.16	1.16	1.11	1.11	1.11	1.06	1.06	1.06	1.02	1.02	1.02	.00
1.0	1.08	1.05	1.02	1.06	1.03	1.01	1.02	.99	.98	.98	.96	.95	.95	.93	.92	.90
2.0	.99	.94	.89	.97	.92	.88	.94	.90	.86	.90	.87	.85	.88	.85	.83	.81
3.0	.90	.84	.79	.89	.83	.79	.86	.81	.77	.84	.79	.76	.81	.78	.75	.73
4.0	.83	.76	.71	.82	.75	.71	.79	.74	.70	.77	.73	.69	.75	.71	.68	.66
5.0	.76	.70	.64	.75	.69	.64	.74	.68	.63	.72	.67	.63	.70	.66	.62	.61
6.0	.71	.64	.59	.70	.63	.58	.68	.62	.58	.67	.62	.58	.65	.61	.57	.56
7.0	.66	.59	.54	.65	.58	.54	.64	.58	.53	.62	.57	.53	.61	.56	.53	.51
8.0	.61	.55	.50	.61	.54	.50	.60	.54	.49	.59	.53	.49	.57	.53	.49	.47
9.0	.58	.51	.46	.57	.51	.46	.56	.50	.46	.55	.50	.46	.54	.49	.46	.44
10.0	.54	.47	.43	.54	.47	.43	.53	.47	.43	.52	.46	.43	.51	.46	.43	.41



C Range: 0 - 360DEG
 C Interval: 5.0DEG
 Test Speed: HIGH
 Temperature:25DEG
 Operators:CHEN YU
 Test Date:2017-03-31

γ Range: 0 - 90DEG
 γ Interval: 0.5DEG
 Test System:EVERFINE GO-2000A_V1 SYSTEM V2.0.287
 Humidity:65.0%
 Test Distance:9.410m [K=1.0000]
 Remarks:

WEC AND CCEC

Test:U:220.9V I:0.7159A P:153.4W PF:0.9698 Lamp Flux:20664.1x1 lm		
NAME: LED LINEAR HIGH BAY	TYPE:YHL-AI2-150	WEIGHT:
SPEC.:MEAN WELL	DIM.: 5000K	SERIAL No.:20170331
MFR.:	SUR.:70Ra	PROTECTION ANGLE:

ρcc	80%			70%			50%			30%			10%			0
ρw	50%	30%	10%	50%	30%	10%	50%	30%	10%	50%	30%	10%	50%	30%	10%	0
ρfc	20%			20%			20%			20%			20%			0
RCR	RCR:Room Cavity Ratio						Wall Exitance Coefficients(WEC)									
0.0																
1.0	.223	.127	.040	.217	.124	.039	.204	.117	.037	.192	.111	.036	.181	.105	.034	
2.0	.212	.116	.036	.207	.114	.035	.196	.109	.034	.185	.104	.033	.176	.100	.031	
3.0	.200	.107	.032	.195	.104	.031	.186	.101	.031	.177	.097	.030	.169	.093	.029	
4.0	.188	.098	.029	.184	.096	.028	.176	.093	.028	.168	.090	.027	.161	.087	.027	
5.0	.177	.090	.026	.174	.089	.026	.166	.087	.025	.159	.084	.025	.153	.082	.025	
6.0	.167	.084	.024	.164	.083	.024	.158	.081	.023	.151	.079	.023	.146	.077	.023	
7.0	.158	.078	.022	.155	.077	.022	.150	.076	.022	.144	.074	.022	.139	.072	.021	
8.0	.150	.073	.021	.147	.073	.020	.142	.071	.020	.137	.070	.020	.133	.068	.020	
9.0	.142	.069	.019	.140	.068	.019	.135	.067	.019	.131	.066	.019	.127	.064	.019	
10.0	.135	.065	.018	.133	.064	.018	.129	.063	.018	.125	.062	.018	.121	.061	.018	

ρcc	80%			70%			50%			30%			10%			0
ρw	50%	30%	10%	50%	30%	10%	50%	30%	10%	50%	30%	10%	50%	30%	10%	0
ρfc	20%			20%			20%			20%			20%			0
RCR	RCR:Room Cavity Ratio						Ceiling Cavity Exitance Coefficients(CCEC)									
0.0	.190	.190	.190	.163	.163	.163	.111	.111	.111	.064	.064	.064	.020	.020	.020	
1.0	.174	.157	.141	.149	.135	.122	.102	.093	.084	.059	.054	.049	.019	.017	.016	
2.0	.162	.132	.108	.138	.114	.093	.095	.079	.065	.055	.046	.038	.018	.015	.012	
3.0	.151	.114	.084	.129	.098	.073	.089	.068	.051	.051	.040	.030	.016	.013	.010	
4.0	.142	.100	.067	.122	.086	.059	.084	.060	.041	.048	.035	.024	.016	.011	.008	
5.0	.134	.088	.055	.115	.077	.048	.079	.053	.034	.046	.031	.020	.015	.010	.007	
6.0	.127	.080	.046	.109	.069	.040	.075	.048	.028	.044	.028	.017	.014	.009	.006	
7.0	.120	.072	.039	.103	.063	.034	.071	.044	.024	.041	.026	.014	.013	.008	.005	
8.0	.114	.066	.033	.098	.057	.029	.068	.040	.021	.040	.024	.012	.013	.008	.004	
9.0	.109	.061	.029	.094	.053	.025	.065	.037	.018	.038	.022	.011	.012	.007	.004	
10.0	.104	.057	.025	.090	.049	.022	.062	.035	.016	.036	.021	.009	.012	.007	.003	

C Range: 0 - 360DEG
 C Interval: 5.0DEG
 Test Speed: HIGH
 Temperature:25DEG
 Operators:CHEN YU
 Test Date:2017-03-31

γ Range: 0 - 90DEG
 γ Interval: 0.5DEG
 Test System:EVERFINE GO-2000A_V1 SYSTEM V2.0.287
 Humidity:65.0%
 Test Distance:9.410m [K=1.0000]
 Remarks:

UGR(Unified Glare Rating) Table

Test:U:220.9V I:0.7159A P:153.4W PF:0.9698 Lamp Flux:20664.1x1 lm		
NAME: LED LINEAR HIGH BAY	TYPE:YHL-AI2-150	WEIGHT:
SPEC.:MEAN WELL	DIM.: 5000K	SERIAL No.:20170331
MFR.:	SUR.:70Ra	PROTECTION ANGLE:

ceiling/cavity	0.7	0.7	0.5	0.5	0.3	0.7	0.7	0.5	0.5	0.3
walls	0.5	0.3	0.5	0.3	0.3	0.5	0.3	0.5	0.3	0.3
working plane	0.2	0.2	0.2	0.2	0.2	0.2	0.2	0.2	0.2	0.2
Room dimensions	Viewed crosswise					Viewed endwise				
x = 2H y = 2H	30.5	31.7	30.8	31.8	32.0	24.8	26.0	25.1	26.1	26.3
3H	30.7	31.8	31.0	32.0	32.2	25.8	26.9	26.1	27.1	27.3
4H	30.8	31.8	31.1	32.0	32.3	26.8	27.8	27.1	28.0	28.3
6H	30.9	31.8	31.2	32.1	32.3	28.1	29.0	28.4	29.3	29.5
8H	30.9	31.8	31.2	32.1	32.3	28.6	29.5	28.9	29.8	30.1
12H	30.9	31.8	31.2	32.1	32.3	29.0	29.8	29.3	30.1	30.4
4H 2H	30.4	31.4	30.7	31.7	31.9	25.5	26.5	25.8	26.8	27.0
3H	30.8	31.7	31.1	31.9	32.2	26.7	27.6	27.0	27.9	28.1
4H	31.0	31.8	31.3	32.1	32.4	27.7	28.5	28.1	28.8	29.1
6H	31.2	31.9	31.5	32.2	32.5	29.0	29.7	29.4	30.0	30.4
8H	31.2	31.9	31.6	32.2	32.6	29.6	30.3	30.0	30.6	31.0
12H	31.3	31.9	31.7	32.3	32.7	30.0	30.6	30.4	31.0	31.4
8H 4H	31.0	31.6	31.4	32.0	32.4	27.9	28.6	28.3	28.9	29.3
6H	31.2	31.8	31.7	32.2	32.6	29.3	29.9	29.7	30.2	30.7
8H	31.4	31.8	31.8	32.3	32.7	30.0	30.5	30.4	30.9	31.3
12H	31.5	31.9	32.0	32.3	32.8	30.5	30.9	30.9	31.3	31.8
12H 4H	31.0	31.5	31.4	31.9	32.3	27.9	28.5	28.4	28.9	29.3
6H	31.2	31.7	31.7	32.1	32.6	29.3	29.8	29.8	30.2	30.7
8H	31.4	31.8	31.9	32.2	32.7	30.0	30.5	30.5	30.9	31.4
Variations with the observer position at spacings:										
S = 1.0H	+ 1.6 / - 1.6					+ 0.3 / - 0.3				
1.5H	+ 2.4 / - 2.3					+ 0.2 / - 0.1				
2.0H	+ 3.7 / - 2.3					+ 0.2 / - 0.2				

CIE Pub.117 Corrected 20664 lm Total Lamp Luminous Flux.(8log(F/F0) = 10.5)

C Range: 0 - 360DEG
 C Interval: 5.0DEG
 Test Speed: HIGH
 Temperature:25DEG
 Operators:CHEN YU
 Test Date:2017-03-31

γ Range: 0 - 90DEG
 γ Interval: 0.5DEG
 Test System:EVERFINE GO-2000A_V1 SYSTEM V2.0.287
 Humidity:65.0%
 Test Distance:9.410m [K=1.0000]
 Remarks:

UTILIZATION FACTORS TABLE

Test:U:220.9V I:0.7159A P:153.4W PF:0.9698 Lamp Flux:20664.1x1 lm		
NAME: LED LINEAR HIGH BAY	TYPE:YHL-AI2-150	WEIGHT:
SPEC.:MEAN WELL	DIM.: 5000K	SERIAL No.:20170331
MFR.:	SUR.:70Ra	PROTECTION ANGLE:

REFLECTANCE										
Ceiling	0.8	0.8	0.8	0.7	0.7	0.7	0.5	0.5	0.5	0
Walls	0.7	0.5	0.3	0.7	0.5	0.3	0.7	0.5	0.3	0
Working plane	0.2	0.2	0.2	0.2	0.2	0.2	0.2	0.2	0.2	0
ROOM INDEX	UTILIZATION FACTORS(PERCENT) $k(RI) \times RCR = 5$									
k = 0.60	75	67	62	75	67	62	74	66	61	57
0.80	84	76	71	83	76	71	82	75	70	65
1.00	90	83	78	89	82	77	88	83	77	72
1.25	96	89	84	95	88	83	92	87	83	77
1.50	99	93	88	98	92	88	95	90	87	81
2.00	104	98	94	102	97	93	99	95	91	85
2.50	106	101	97	104	100	96	101	97	94	87
3.00	108	104	100	106	102	99	103	99	97	90
4.00	111	107	104	109	105	103	105	102	100	92
5.00	113	109	107	110	107	105	106	104	102	94
ROOM INDEX	UF(total)									Direct
According to DIN EN 13032-2 2004			Suspended				SHRNOM = 1.25			

C Range: 0 - 360DEG
 C Interval: 5.0DEG
 Test Speed: HIGH
 Temperature:25DEG
 Operators:CHEN YU
 Test Date:2017-03-31

γ Range: 0 - 90DEG
 γ Interval: 0.5DEG
 Test System:EVERFINE GO-2000A_V1 SYSTEM V2.0.287
 Humidity:65.0%
 Test Distance:9.410m [K=1.0000]
 Remarks:

ISOCANDELA DIAGRAM

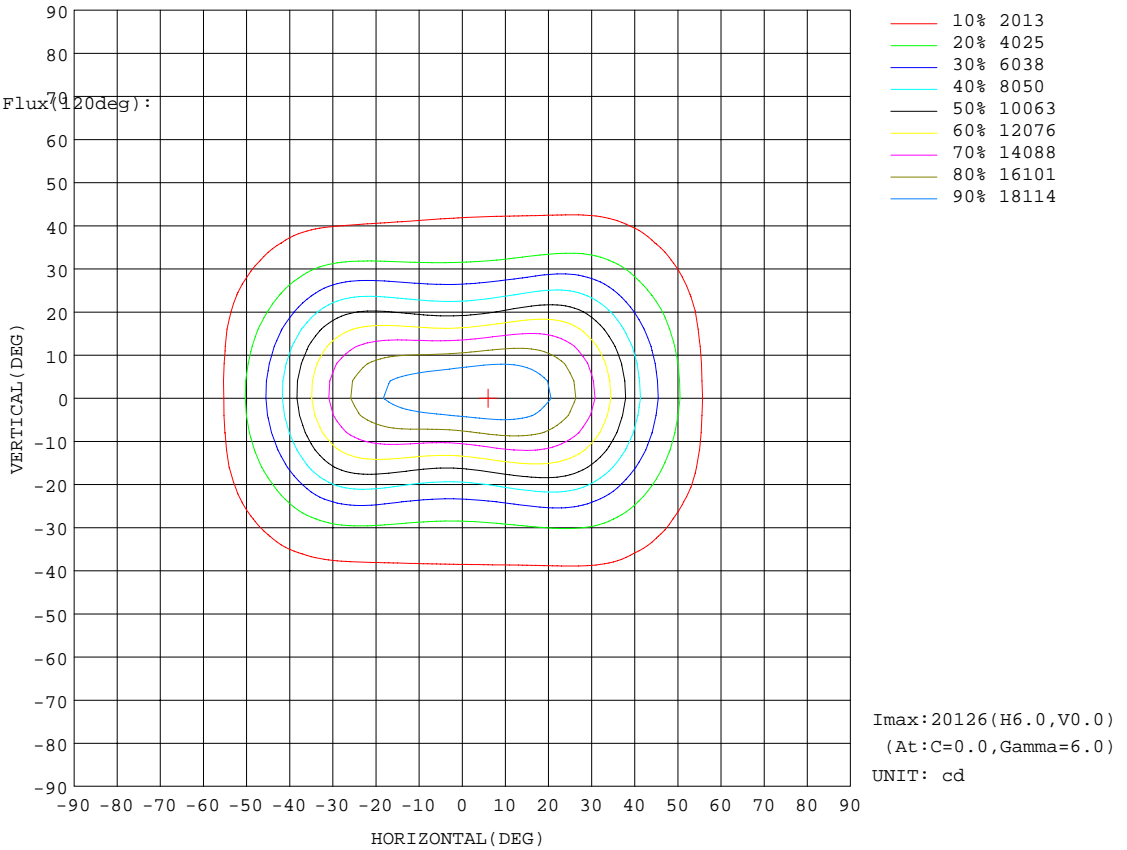
Test:U:220.9V I:0.7159A P:153.4W PF:0.9698 Lamp Flux:20664.1x1 lm		
NAME: LED LINEAR HIGH BAY	TYPE:YHL-AI2-150	WEIGHT:
SPEC.:MEAN WELL	DIM.: 5000K	SERIAL No.:20170331
MFR.:	SUR.:70Ra	PROTECTION ANGLE:

Conical surface Flux(90deg):

16780 lm
%lum = 81.2%
%lamp = 81.2%

Conical surface Flux(70deg):

19304 lm
%lum = 93.4%
%lamp = 93.4%



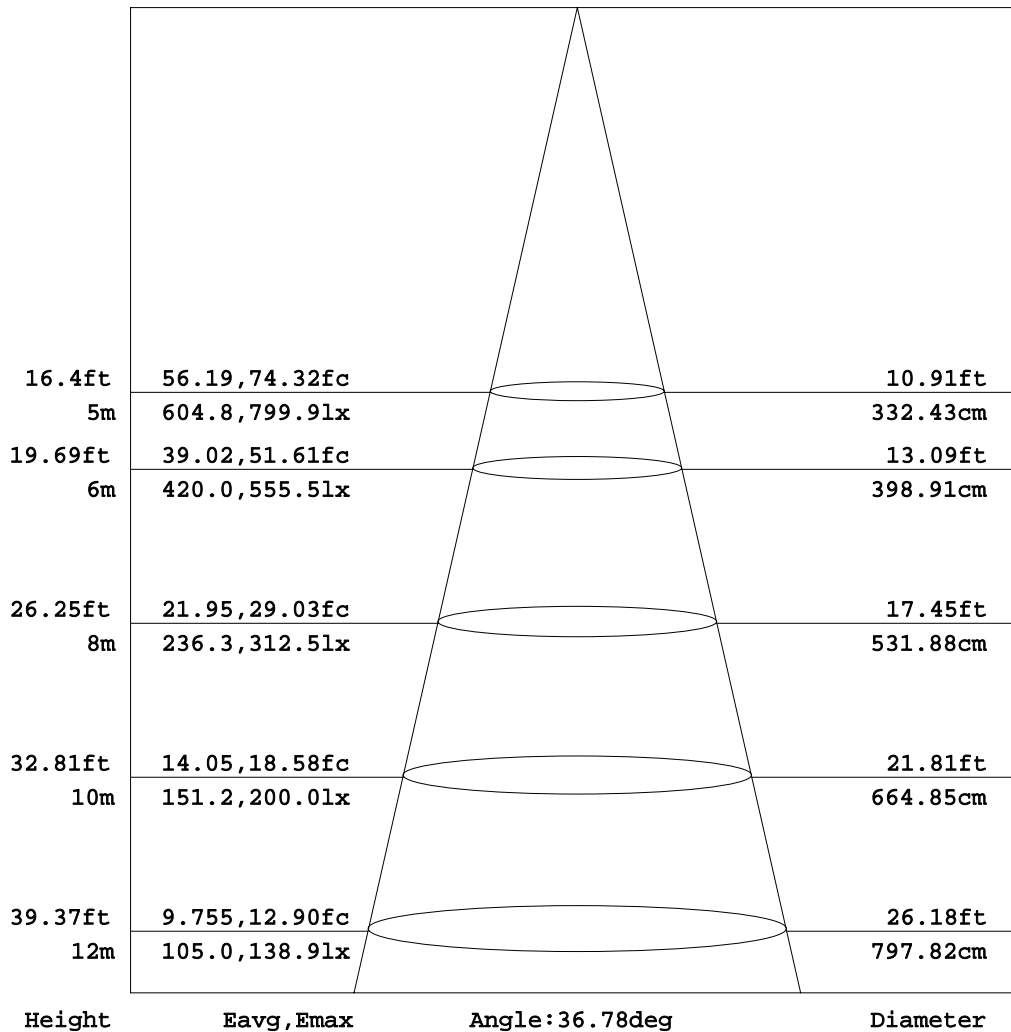
C Range: 0 - 360DEG
C Interval: 5.0DEG
Test Speed: HIGH
Temperature:25DEG
Operators:CHEN YU
Test Date:2017-03-31

γ Range: 0 - 90DEG
γ Interval: 0.5DEG
Test System:EVERFINE GO-2000A_V1 SYSTEM V2.0.287
Humidity:65.0%
Test Distance:9.410m [K=1.0000]
Remarks:

AAI Figure

Test:U:220.9V I:0.7159A P:153.4W PF:0.9698 Lamp Flux:20664.1x1 lm		
NAME: LED LINEAR HIGH BAY	TYPE:YHL-AI2-150	WEIGHT:
SPEC.:MEAN WELL	DIM.: 5000K	SERIAL No.:20170331
MFR.:	SUR.:70Ra	PROTECTION ANGLE:

Flux out:5318 lm



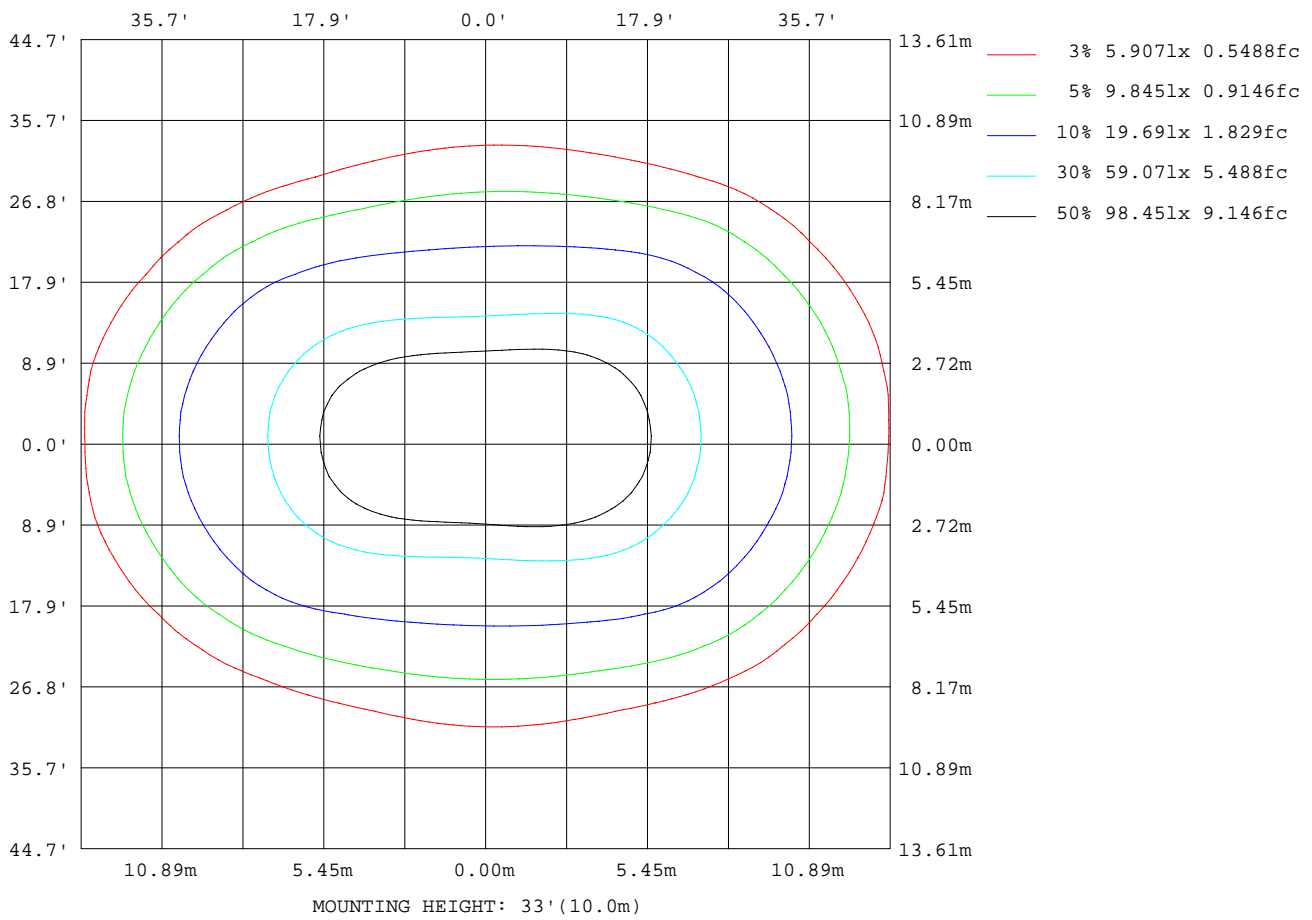
Note:The Curves indicate the illuminated area and the average illumination when the luminaire is at different distance.

C Range: 0 - 360DEG
 C Interval: 5.0DEG
 Test Speed: HIGH
 Temperature:25DEG
 Operators:CHEN YU
 Test Date:2017-03-31

γ Range: 0 - 90DEG
 γ Interval: 0.5DEG
 Test System:EVERFINE GO-2000A_V1 SYSTEM V2.0.287
 Humidity:65.0%
 Test Distance:9.410m [K=1.0000]
 Remarks:

ISOLUX DIAGRAM

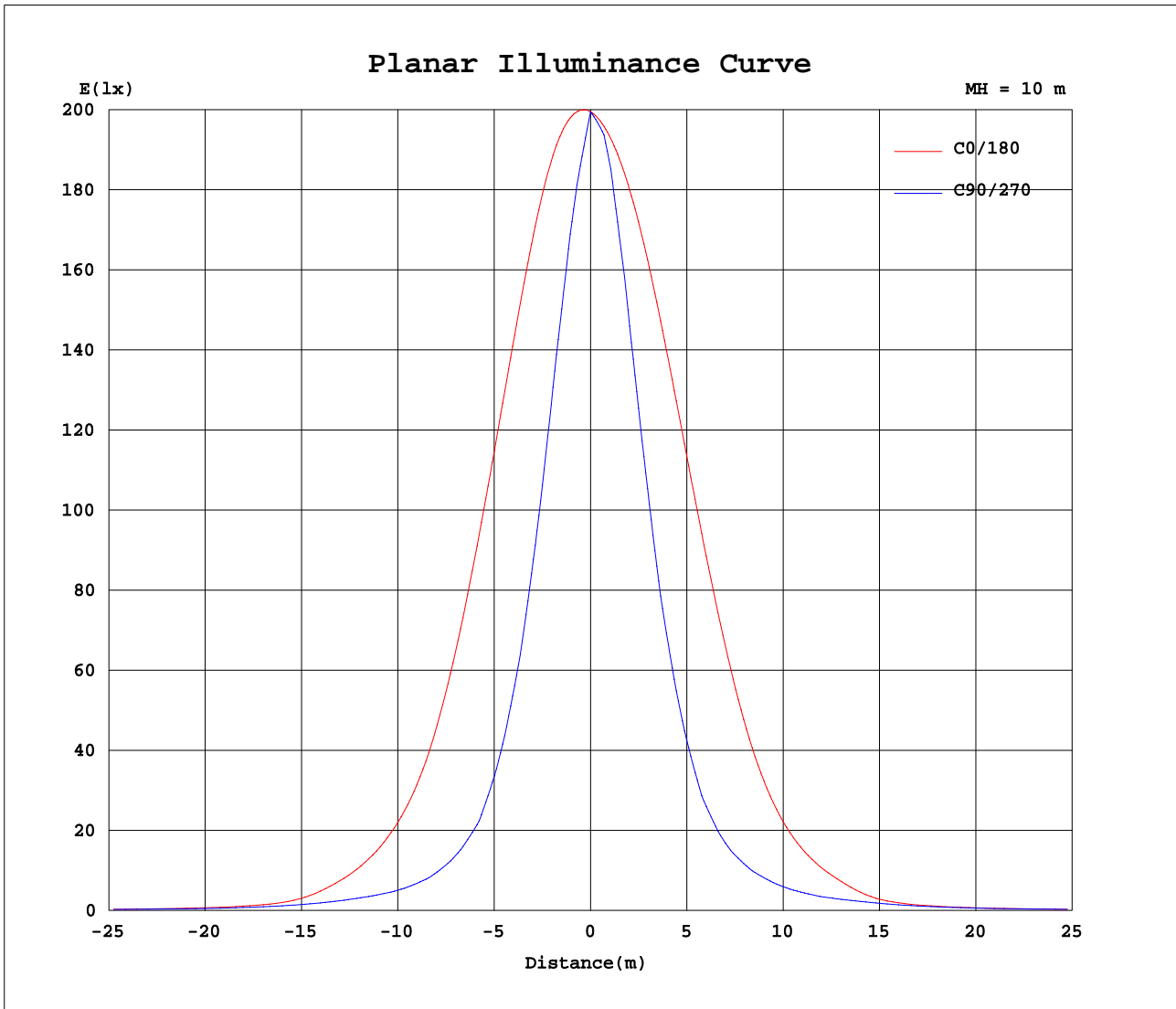
Test:U:220.9V I:0.7159A P:153.4W PF:0.9698 Lamp Flux:20664.1x1 lm		
NAME: LED LINEAR HIGH BAY	TYPE:YHL-AI2-150	WEIGHT:
SPEC.:MEAN WELL	DIM.: 5000K	SERIAL No.:20170331
MFR.:	SUR.:70Ra	PROTECTION ANGLE:



C Range: 0 - 360DEG
 C Interval: 5.0DEG
 Test Speed: HIGH
 Temperature:25DEG
 Operators:CHEN YU
 Test Date:2017-03-31

γ Range: 0 - 90DEG
 γ Interval: 0.5DEG
 Test System:EVERFINE GO-2000A_V1 SYSTEM V2.0.287
 Humidity:65.0%
 Test Distance:9.410m [K=1.0000]
 Remarks:

Planar Illuminance Curve



C Range: 0 - 360DEG
 C Interval: 5.0DEG
 Test Speed: HIGH
 Temperature: 25DEG
 Operators: CHEN YU
 Test Date: 2017-03-31

γ Range: 0 - 90DEG
 γ Interval: 0.5DEG
 Test System: EVERFINE GO-2000A_V1 SYSTEM V2.0.287
 Humidity: 65.0%
 Test Distance: 9.410m [K=1.0000]
 Remarks:

LUMINOUS DISTRIBUTION INTENSITY DATA

Test:U:220.9V I:0.7159A P:153.4W PF:0.9698 Lamp Flux:20664.1x1 lm		
NAME: LED LINEAR HIGH BAY	TYPE:YHL-AI2-150	WEIGHT:
SPEC.:MEAN WELL	DIM.: 5000K	SERIAL No.:20170331
MFR.:	SUR.:70Ra	PROTECTION ANGLE:

Table--1

UNIT: x10cd

C(DEG) γ (DEG)	0	5	10	15	20	25	30	35	40	45	50	55	60	65	70	75	80	85	90
0	1995	1995	1995	1995	1995	1995	1995	1995	1995	1995	1995	1995	1995	1995	1995	1995	1995	1995	1995
5	2012	1994	1977	1960	1943	1926	1910	1894	1879	1864	1851	1837	1822	1809	1798	1788	1781	1775	1772
10	2001	1971	1941	1912	1883	1851	1813	1777	1736	1694	1654	1616	1581	1549	1520	1496	1477	1463	1454
15	1943	1906	1870	1836	1789	1736	1675	1616	1557	1490	1422	1359	1299	1245	1198	1159	1129	1107	1095
20	1829	1791	1757	1710	1650	1584	1513	1426	1340	1254	1169	1088	1014	947	890	843	808	784	772
25	1663	1628	1593	1540	1477	1399	1309	1215	1117	1015	915	826	748	681	626	585	557	539	531
30	1447	1415	1380	1324	1258	1174	1084	986	884	779	676	589	518	463	420	387	364	351	346
35	1177	1146	1108	1061	989	914	831	742	645	554	470	391	346	313	288	269	259	252	250
40	878	853	820	773	717	655	589	517	446	374	322	276	242	222	207	197	189	185	183
45	623	602	579	536	494	448	400	349	305	260	224	195	176	165	156	150	147	145	144
50	420	402	380	352	322	291	261	231	205	177	160	144	134	128	124	122	121	121	121
55	228	226	226	216	199	184	169	154	142	130	120	112	107	104	103	102	99.2	97.0	96.1
60	106	113	124	132	131	125	118	112	106	99.7	94.7	90.1	86.8	84.1	80.0	74.0	71.0	70.6	70.3
65	71.1	73.0	79.8	87.4	91.2	90.1	87.6	84.4	81.2	76.8	72.7	69.1	67.2	64.9	59.6	55.4	55.2	56.6	57.3
70	51.4	52.3	55.7	60.8	64.8	65.5	63.8	58.4	51.3	51.5	51.6	51.7	51.5	50.2	47.5	47.3	50.2	55.3	58.0
75	35.0	35.8	38.0	41.3	44.2	44.4	40.8	37.0	35.5	34.8	35.5	38.2	39.3	39.9	40.7	44.2	50.1	57.1	61.2
80	24.3	24.6	25.6	26.8	26.2	24.9	23.8	23.5	23.6	23.9	24.5	25.7	26.9	28.4	31.0	35.6	42.1	48.5	52.0
85	12.1	12.9	13.9	13.6	13.0	12.4	11.5	10.8	10.6	11.0	11.4	11.8	11.8	11.3	11.3	11.9	13.3	14.8	16.0
90	0.17	0.00	0.00	0.00	0.00	0.00	0.00	0.00	0.00	0.00	0.00	0.00	0.00	0.00	0.00	0.00	0.00	0.00	0.00

C Range: 0 - 360DEG
 C Interval: 5.0DEG
 Test Speed: HIGH
 Temperature:25DEG
 Operators:CHEN YU
 Test Date:2017-03-31

γ Range: 0 - 90DEG
 γ Interval: 0.5DEG
 Test System:EVERFINE GO-2000A_V1 SYSTEM V2.0.287
 Humidity:65.0%
 Test Distance:9.410m [K=1.0000]
 Remarks:

LUMINOUS DISTRIBUTION INTENSITY DATA

Test:U:220.9V I:0.7159A P:153.4W PF:0.9698 Lamp Flux:20664.1x1 lm		
NAME: LED LINEAR HIGH BAY	TYPE:YHL-AI2-150	WEIGHT:
SPEC.:MEAN WELL	DIM.: 5000K	SERIAL No.:20170331
MFR.:	SUR.:70Ra	PROTECTION ANGLE:

Table--2

UNIT: ×10cd

C(DEG) γ (DEG)	95	100	105	110	115	120	125	130	135	140	145	150	155	160	165	170	175	180	185
0	1995	1995	1995	1995	1995	1995	1995	1995	1995	1995	1995	1995	1995	1995	1995	1995	1995	1995	1995
5	1770	1771	1774	1779	1785	1794	1805	1816	1827	1839	1852	1866	1881	1897	1914	1931	1949	1967	1962
10	1451	1454	1463	1477	1497	1521	1551	1584	1620	1660	1699	1735	1772	1804	1834	1864	1896	1928	1919
15	1093	1101	1118	1144	1180	1226	1278	1337	1401	1466	1527	1588	1650	1705	1754	1791	1829	1868	1858
20	772	784	808	844	890	947	1014	1090	1173	1260	1350	1441	1515	1586	1650	1699	1736	1775	1767
25	532	543	563	596	643	702	772	855	954	1058	1163	1264	1361	1444	1513	1569	1604	1638	1633
30	348	359	378	406	444	493	558	639	740	848	961	1072	1171	1259	1330	1388	1421	1450	1449
35	251	256	265	281	304	333	373	447	530	628	737	841	936	1017	1087	1137	1176	1202	1204
40	183	187	193	202	214	231	260	302	351	428	510	593	668	739	796	845	883	905	908
45	144	144	146	150	157	166	182	207	239	283	329	390	443	493	541	582	612	628	628
50	120	118	117	118	121	125	134	147	162	189	217	249	285	318	351	381	404	414	413
55	95.5	96.7	97.7	97.2	97.4	98.6	102	108	117	128	141	159	175	195	210	220	216	212	222
60	69.6	69.9	72.7	76.9	78.6	79.4	81.0	83.9	87.2	92.6	98.2	104	111	117	119	112	105	103	109
65	56.2	55.2	55.8	59.1	61.8	62.4	63.2	65.2	67.4	70.7	73.3	76.2	78.6	79.9	77.4	72.8	70.1	70.0	71.7
70	55.4	51.4	48.9	48.5	49.3	49.1	48.4	47.6	47.5	48.4	53.0	56.9	58.2	58.0	55.4	52.5	51.5	51.3	52.5
75	58.5	52.6	46.6	42.6	40.5	38.8	37.1	34.8	34.3	34.6	35.6	37.9	39.8	39.7	37.2	34.7	34.4	35.2	36.2
80	50.1	44.5	38.3	33.4	30.2	28.0	26.4	25.0	24.3	23.8	23.6	24.0	24.6	25.1	25.3	24.7	22.2	25.3	25.7
85	15.7	14.7	13.7	12.9	12.7	12.6	12.4	11.8	10.8	10.4	10.8	11.8	12.3	13.1	13.9	14.0	11.8	11.2	14.3
90	0.00	0.00	0.00	0.00	0.00	0.00	0.00	0.00	0.00	0.00	0.00	0.00	0.00	0.00	0.00	0.00	0.00	0.15	0.00

C Range: 0 - 360DEG
 C Interval: 5.0DEG
 Test Speed: HIGH
 Temperature: 25DEG
 Operators: CHEN YU
 Test Date: 2017-03-31

γ Range: 0 - 90DEG
 γ Interval: 0.5DEG
 Test System: EVERFINE GO-2000A_V1 SYSTEM V2.0.287
 Humidity: 65.0%
 Test Distance: 9.410m [K=1.0000]
 Remarks:

LUMINOUS DISTRIBUTION INTENSITY DATA

Test:U:220.9V I:0.7159A P:153.4W PF:0.9698 Lamp Flux:20664.1x1 lm		
NAME: LED LINEAR HIGH BAY	TYPE:YHL-AI2-150	WEIGHT:
SPEC.:MEAN WELL	DIM.: 5000K	SERIAL No.:20170331
MFR.:	SUR.:70Ra	PROTECTION ANGLE:

Table--3

UNIT: x10cd

C(DEG)\ γ (DEG)	190	195	200	205	210	215	220	225	230	235	240	245	250	255	260	265	270	275	280
0	1995	1995	1995	1995	1995	1995	1995	1995	1995	1995	1995	1995	1995	1995	1995	1995	1995	1995	1995
5	1957	1953	1949	1946	1943	1940	1938	1936	1935	1932	1926	1922	1918	1916	1915	1916	1917	1920	1924
10	1911	1903	1896	1885	1864	1844	1816	1786	1757	1732	1710	1691	1675	1664	1658	1655	1658	1665	1676
15	1849	1842	1814	1779	1731	1685	1639	1582	1526	1474	1427	1386	1352	1326	1309	1301	1302	1313	1334
20	1761	1739	1696	1645	1588	1509	1431	1354	1277	1204	1136	1077	1027	988	962	948	947	960	986
25	1627	1595	1550	1484	1401	1313	1219	1121	1025	938	863	798	746	708	683	670	669	680	703
30	1441	1408	1356	1283	1197	1098	995	888	785	695	619	559	512	478	455	443	442	451	471
35	1190	1162	1104	1035	951	856	752	651	555	467	415	375	344	323	312	307	307	313	324
40	889	856	810	746	676	597	513	429	369	315	277	256	241	230	224	221	222	226	233
45	612	581	539	493	442	382	334	284	247	217	197	185	177	171	169	168	169	171	175
50	397	375	345	314	281	250	221	191	173	157	146	140	136	134	133	133	133	134	135
55	231	227	215	196	181	165	151	137	127	119	114	112	111	111	112	114	114	113	112
60	121	133	135	130	123	116	109	103	98.2	94.4	91.9	90.7	89.8	86.8	84.0	84.3	84.9	84.3	85.8
65	77.7	86.7	92.9	92.9	90.2	86.6	83.4	79.9	76.6	74.0	72.9	72.1	68.9	65.0	64.1	65.1	65.8	65.0	64.7
70	55.9	62.2	67.4	68.3	67.3	63.2	59.7	58.1	58.1	57.4	57.1	56.2	53.6	52.3	53.6	56.1	57.1	54.9	52.6
75	38.6	43.0	46.8	48.0	45.7	41.7	40.2	39.4	40.7	43.7	45.1	45.6	46.6	50.1	56.1	62.9	64.7	59.0	52.1
80	27.0	29.3	29.7	29.3	28.5	28.1	28.5	29.4	30.7	33.1	35.2	37.4	41.4	48.0	56.8	64.8	66.4	60.2	51.0
85	16.2	17.0	17.2	17.3	17.3	16.9	17.4	18.6	19.9	21.4	21.2	20.5	20.7	22.1	24.4	26.4	26.6	24.4	21.4
90	0.00	0.00	0.00	0.00	0.00	0.00	0.00	0.00	0.00	0.00	0.00	0.00	0.00	0.00	0.00	0.00	0.00	0.00	0.00

C Range: 0 - 360DEG
C Interval: 5.0DEG
Test Speed: HIGH
Temperature:25DEG
Operators:CHEN YU
Test Date:2017-03-31

γ Range: 0 - 90DEG
γ Interval: 0.5DEG
Test System:EVERFINE GO-2000A_V1 SYSTEM V2.0.287
Humidity:65.0%
Test Distance:9.410m [K=1.0000]
Remarks:

LUMINOUS DISTRIBUTION INTENSITY DATA

Test:U:220.9V I:0.7159A P:153.4W PF:0.9698 Lamp Flux:20664.1x1 lm		
NAME: LED LINEAR HIGH BAY	TYPE:YHL-AI2-150	WEIGHT:
SPEC.:MEAN WELL	DIM.: 5000K	SERIAL No.:20170331
MFR.:	SUR.:70Ra	PROTECTION ANGLE:

Table--4

UNIT: x10cd

C(DEG) γ (DEG)	285	290	295	300	305	310	315	320	325	330	335	340	345	350	355				
0	1995	1995	1995	1995	1995	1995	1995	1995	1995	1995	1995	1995	1995	1995	1995				
5	1929	1936	1943	1951	1960	1967	1971	1975	1979	1984	1988	1993	1997	2002	2007				
10	1691	1711	1733	1759	1787	1818	1850	1884	1914	1935	1958	1970	1977	1985	1993				
15	1363	1400	1444	1493	1547	1604	1664	1722	1767	1813	1858	1892	1918	1924	1933				
20	1025	1076	1137	1207	1283	1362	1442	1519	1593	1666	1717	1761	1797	1815	1820				
25	739	789	853	930	1017	1112	1210	1306	1393	1470	1540	1593	1627	1650	1656				
30	502	547	606	679	767	868	974	1077	1167	1248	1314	1372	1409	1433	1441				
35	341	371	411	463	530	629	731	828	916	991	1050	1100	1146	1163	1173				
40	244	260	283	313	363	430	501	584	658	721	776	818	851	872	878				
45	180	190	203	222	250	291	338	393	442	490	530	567	595	616	621				
50	138	143	150	160	177	201	226	261	291	322	352	380	400	415	422				
55	112	113	115	120	127	139	153	171	187	202	219	233	245	240	231				
60	89.4	90.8	91.9	93.5	96.7	101	107	114	120	127	132	136	131	118	108				
65	67.1	71.5	73.3	74.0	75.3	77.8	80.0	82.4	85.1	88.0	89.8	88.3	82.3	75.3	71.5				
70	52.5	55.4	57.4	57.6	58.1	58.6	58.7	62.0	64.2	65.9	66.7	64.5	59.1	54.2	51.8				
75	47.5	45.8	45.6	44.6	42.7	40.2	40.0	41.1	43.3	46.3	47.1	45.3	41.3	37.5	35.4				
80	43.1	38.2	35.2	33.1	30.7	28.8	27.9	27.6	27.8	28.8	29.4	29.4	28.1	26.4	24.8				
85	19.2	18.4	18.5	19.1	19.4	18.1	17.2	16.4	16.1	16.3	16.3	16.1	15.7	15.4	13.7				
90	0.00	0.00	0.00	0.00	0.00	0.00	0.00	0.00	0.00	0.00	0.00	0.00	0.00	0.00	0.00				

C Range: 0 - 360DEG
 C Interval: 5.0DEG
 Test Speed: HIGH
 Temperature:25DEG
 Operators:CHEN YU
 Test Date:2017-03-31

γ Range: 0 - 90DEG
 γ Interval: 0.5DEG
 Test System:EVERFINE GO-2000A_V1 SYSTEM V2.0.287
 Humidity:65.0%
 Test Distance:9.410m [K=1.0000]
 Remarks: