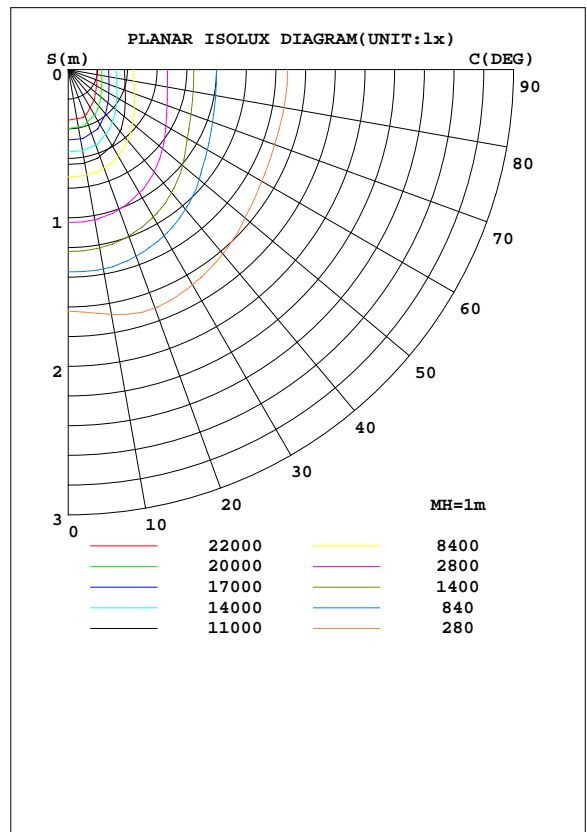
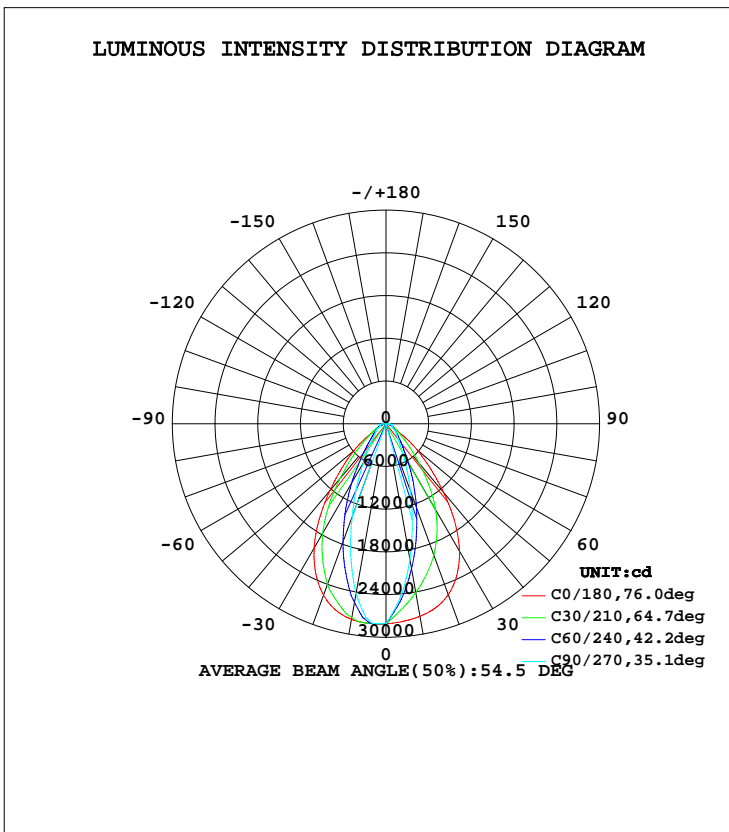


LUMINAIRE PHOTOMETRIC TEST REPORT

Test:U:220.9V I:1.000A P:215.9W PF:0.9771 Lamp Flux:29132.8x1 lm		
NAME: LED LINEAR HIGH BAY LIGHT	TYPE:YHL-AI2-210	WEIGHT:
SPEC.:MEAN WELL	DIM.: 5000K	SERIAL No.:20170405
MFR.:	SUR.:70Ra	PROTECTION ANGLE:

DATA OF LAMP		PHOTOMETRIC DATA Eff: 134.97 lm/W			
MODEL	NF2W757GRT-V1 336PCS	I _{max} (cd)	28145	S/MH(C0/180)	1.10
NOMINAL POWER(W)	214	LOR(%)	100.0	S/MH(C90/270)	0.49
RATED VOLTAGE(V)	220	TOTAL FLUX(lm)	29133	η UP, DN(C0-180)	0.0, 54.5
NOMINAL FLUX(lm)	29132.8	CIE CLASS	DIRECT	η UP, DN(C180-360)	0.0, 45.5
LAMPS INSIDE	1	η up(%)	0.0	CIBSE SHR NOM	0.75
TEST VOLTAGE(V)	220	η down(%)	100.0	CIBSE SHR MAX	0.75



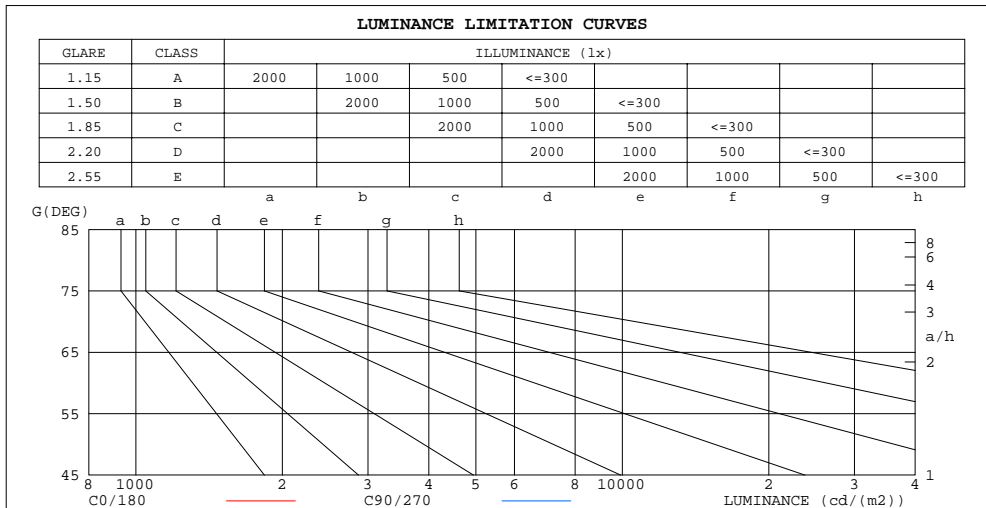
C Range: 0 - 360DEG
 C Interval: 5.0DEG
 Test Speed: HIGH
 Temperature:25DEG
 Operators:CHEN YU
 Test Date:2017-04-05

γ Range: 0 - 90DEG
 γ Interval: 0.5DEG
 Test System:EVERFINE GO-2000A_V1 SYSTEM V2.0.287
 Humidity:65.0%
 Test Distance:9.410m [K=1.0000]
 Remarks:

ZONAL FLUX DIAGRAM
AND LUMINANCE LIMITATION CURVES

ZONAL FLUX DIAGRAM:

γ	C0	C45	C90	C135	C180	C225	C270	C315	γ	Φ zone	Φ total	lum, lamp
5	2814	2812	2769	2796	2786	2534	2423	2556	0- 5	652.0	652.0	2.24,2.24
10	2789	2664	2427	2626	2746	2224	1936	2262	5- 10	1832	2484	8.53,8.53
15	2713	2413	1912	2350	2679	1904	1430	1947	10- 15	2728	5212	17.9,17.9
20	2563	2093	1387	2024	2555	1570	996.9	1620	15- 20	3293	8505	29.2,29.2
25	2331	1741	971.6	1687	2352	1251	683.3	1307	20- 25	3537	12042	41.3,41.3
30	2020	1383	631.8	1348	2063	939.5	456.5	1001	25- 30	3488	15530	53.3,53.3
35	1634	1021	432.0	1004	1687	653.2	343.0	714.8	30- 35	3173	18703	64.2,64.2
40	1225	688.3	309.1	673.8	1258	441.0	261.4	490.4	35- 40	2663	21366	73.3,73.3
45	870.8	463.6	237.4	442.6	870.9	314.3	210.9	349.1	40- 45	2092	23458	80.5,80.5
50	588.8	310.5	189.9	291.3	569.8	226.4	179.8	246.2	45- 50	1586	25044	86,86
55	332.4	219.2	165.2	203.1	292.1	174.4	143.8	180.4	50- 55	1170	26214	90,90
60	161.6	164.2	124.1	146.8	150.3	137.6	106.6	137.3	55- 60	832.7	27046	92.8,92.8
65	111.6	128.8	96.78	114.0	105.6	108.2	87.16	108.9	60- 65	623.8	27670	95,95
70	82.53	94.16	87.22	85.37	79.96	76.67	85.57	80.86	65- 70	496.4	28167	96.7,96.7
75	58.31	63.19	100.2	61.18	54.99	54.58	90.99	57.54	70- 75	401.0	28568	98.1,98.1
80	40.53	43.40	99.09	44.01	39.97	38.61	79.32	39.93	75- 80	313.9	28882	99.1,99.1
85	20.20	24.84	38.55	25.02	14.89	20.38	27.41	22.44	80- 85	217.1	29099	99.9,99.9
90	0.2349	0	0	0	0.2236	0	0	0	85- 90	34.16	29133	100,100
95									90- 95			
100									95-100			
105									100-105			
110									105-110			
115									110-115			
120									115-120			
125									120-125			
130									125-130			
135									130-135			
140									135-140			
145									140-145			
150									145-150			
155									150-155			
160									155-160			
165									160-165			
170									165-170			
175									170-175			
180									175-180			
DEG	LUMINOUS INTENSITY:×10cd								UNIT:lm			



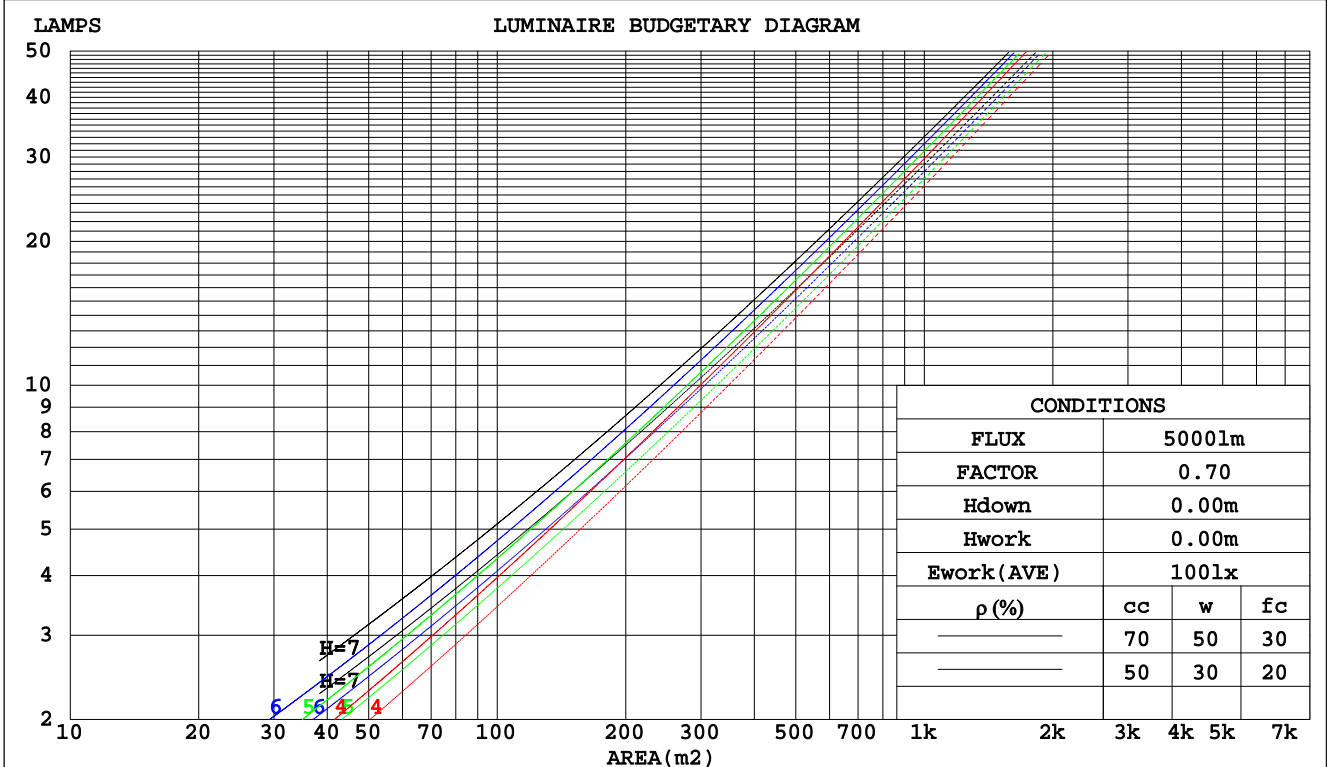
C Range: 0 - 360DEG
C Interval: 5.0DEG
Test Speed: HIGH
Temperature:25DEG
Operators:CHEN YU
Test Date:2017-04-05

γ Range: 0 - 90DEG
γ Interval: 0.5DEG
Test System:EVERFINE GO-2000A_V1 SYSTEM V2.0.287
Humidity:65.0%
Test Distance:9.410m [K=1.0000]
Remarks:

CU AND LUMINAIRE BUDGETARY ESTIMATE DIAGRAM

Test:U:220.9V I:1.000A P:215.9W PF:0.9771 Lamp Flux:29132.8x1 lm		
NAME: LED LINEAR HIGH BAY LIGHT	TYPE:YHL-AI2-210	WEIGHT:
SPEC.:MEAN WELL	DIM.: 5000K	SERIAL No.:20170405
MFR.:	SUR.:70Ra	PROTECTION ANGLE:

pcc	80%			70%			50%			30%			10%			0
	50%	30%	10%	50%	30%	10%	50%	30%	10%	50%	30%	10%	50%	30%	10%	
pw																0
pfc																0
RCR	RCR:Room Cavity Ratio															
	Coefficients of Utilization(CU)															
0.0	1.19	1.19	1.19	1.16	1.16	1.16	1.11	1.11	1.11	1.06	1.06	1.06	1.02	1.02	1.02	.00
1.0	1.08	1.05	1.02	1.06	1.03	1.01	1.02	.90	.97	.98	.96	.95	.95	.93	.92	.90
2.0	.98	.93	.89	.97	.92	.88	.93	.89	.86	.90	.87	.84	.87	.85	.82	.81
3.0	.90	.84	.79	.89	.83	.78	.86	.81	.77	.83	.79	.76	.81	.77	.75	.73
4.0	.83	.76	.71	.81	.75	.70	.79	.74	.69	.77	.72	.69	.75	.71	.68	.66
5.0	.76	.69	.64	.75	.69	.64	.73	.67	.63	.71	.66	.62	.70	.65	.62	.60
6.0	.71	.63	.58	.70	.63	.58	.68	.62	.58	.67	.61	.57	.65	.61	.57	.55
7.0	.66	.59	.54	.65	.58	.53	.63	.57	.53	.62	.57	.53	.61	.56	.52	.51
8.0	.61	.54	.50	.61	.54	.49	.59	.53	.49	.58	.53	.49	.57	.52	.49	.47
9.0	.57	.51	.46	.57	.50	.46	.56	.50	.46	.55	.49	.45	.54	.49	.45	.44
10.0	.54	.47	.43	.53	.47	.43	.52	.47	.43	.52	.46	.42	.51	.46	.42	.41



C Range: 0 - 360DEG
 C Interval: 5.0DEG
 Test Speed: HIGH
 Temperature:25DEG
 Operators:CHEN YU
 Test Date:2017-04-05

γ Range: 0 - 90DEG
 γ Interval: 0.5DEG
 Test System:EVERFINE GO-2000A_V1 SYSTEM V2.0.287
 Humidity:65.0%
 Test Distance:9.410m [K=1.0000]
 Remarks:

WEC AND CCEC

Test:U:220.9V I:1.000A P:215.9W PF:0.9771 Lamp Flux:29132.8x1 lm		
NAME: LED LINEAR HIGH BAY LIGHT	TYPE:YHL-AI2-210	WEIGHT:
SPEC.:MEAN WELL	DIM.: 5000K	SERIAL No.:20170405
MFR.:	SUR.:70Ra	PROTECTION ANGLE:

ρcc	80%			70%			50%			30%			10%			0
ρw	50%	30%	10%	50%	30%	10%	50%	30%	10%	50%	30%	10%	50%	30%	10%	0
ρfc	20%			20%			20%			20%			20%			0
RCR	RCR:Room Cavity Ratio						Wall Exitance Coefficients(WEC)									
0.0																
1.0	.226	.129	.041	.219	.125	.040	.207	.119	.038	.195	.112	.036	.184	.107	.034	
2.0	.215	.118	.036	.209	.115	.035	.198	.110	.034	.188	.105	.033	.178	.101	.032	
3.0	.202	.107	.032	.197	.105	.032	.187	.102	.031	.179	.098	.030	.170	.094	.029	
4.0	.190	.099	.029	.185	.097	.029	.177	.094	.028	.169	.091	.027	.162	.088	.027	
5.0	.178	.091	.026	.175	.090	.026	.167	.087	.026	.160	.085	.025	.154	.082	.025	
6.0	.168	.084	.024	.165	.083	.024	.158	.081	.024	.152	.079	.023	.147	.077	.023	
7.0	.159	.079	.022	.156	.078	.022	.150	.076	.022	.145	.074	.022	.140	.073	.021	
8.0	.151	.074	.021	.148	.073	.021	.143	.071	.020	.138	.070	.020	.133	.068	.020	
9.0	.143	.069	.019	.140	.068	.019	.136	.067	.019	.131	.066	.019	.127	.065	.019	
10.0	.136	.065	.018	.134	.065	.018	.130	.063	.018	.126	.062	.018	.122	.061	.018	

ρcc	80%			70%			50%			30%			10%			0
ρw	50%	30%	10%	50%	30%	10%	50%	30%	10%	50%	30%	10%	50%	30%	10%	0
ρfc	20%			20%			20%			20%			20%			0
RCR	RCR:Room Cavity Ratio						Ceiling Cavity Exitance Coefficients(CCEC)									
0.0	.190	.190	.190	.163	.163	.163	.111	.111	.111	.064	.064	.064	.020	.020	.020	
1.0	.175	.157	.141	.149	.135	.121	.102	.093	.084	.059	.054	.049	.019	.017	.016	
2.0	.162	.132	.107	.139	.114	.093	.095	.079	.065	.055	.046	.038	.018	.015	.012	
3.0	.151	.114	.084	.130	.098	.073	.089	.068	.051	.051	.040	.030	.017	.013	.010	
4.0	.142	.100	.067	.122	.086	.058	.084	.060	.041	.049	.035	.024	.016	.011	.008	
5.0	.134	.089	.055	.115	.077	.048	.079	.054	.034	.046	.031	.020	.015	.010	.007	
6.0	.127	.080	.046	.109	.069	.040	.075	.048	.028	.044	.028	.017	.014	.009	.006	
7.0	.120	.072	.039	.104	.063	.034	.072	.044	.024	.042	.026	.014	.013	.008	.005	
8.0	.114	.066	.033	.099	.057	.029	.068	.040	.021	.040	.024	.012	.013	.008	.004	
9.0	.109	.061	.029	.094	.053	.025	.065	.037	.018	.038	.022	.011	.012	.007	.004	
10.0	.104	.057	.025	.090	.049	.022	.062	.035	.016	.036	.021	.009	.012	.007	.003	

C Range: 0 - 360DEG
 C Interval: 5.0DEG
 Test Speed: HIGH
 Temperature:25DEG
 Operators:CHEN YU
 Test Date:2017-04-05

γ Range: 0 - 90DEG
 γ Interval: 0.5DEG
 Test System:EVERFINE GO-2000A_V1 SYSTEM V2.0.287
 Humidity:65.0%
 Test Distance:9.410m [K=1.0000]
 Remarks:

UGR(Unified Glare Rating) Table

Test:U:220.9V I:1.000A P:215.9W PF:0.9771 Lamp Flux:29132.8x1 lm		
NAME: LED LINEAR HIGH BAY LIGHT	TYPE:YHL-AI2-210	WEIGHT:
SPEC.:MEAN WELL	DIM.: 5000K	SERIAL No.:20170405
MFR.:	SUR.:70Ra	PROTECTION ANGLE:

ceiling/cavity	0.7	0.7	0.5	0.5	0.3	0.7	0.7	0.5	0.5	0.3
walls	0.5	0.3	0.5	0.3	0.3	0.5	0.3	0.5	0.3	0.3
working plane	0.2	0.2	0.2	0.2	0.2	0.2	0.2	0.2	0.2	0.2
Room dimensions	Viewed crosswise					Viewed endwise				
x = 2H y = 2H	32.4	33.6	32.7	33.8	34.0	27.4	28.5	27.6	28.7	28.9
3H	32.7	33.7	32.9	33.9	34.2	28.3	29.4	28.6	29.6	29.8
4H	32.8	33.8	33.0	34.0	34.2	29.2	30.2	29.5	30.4	30.7
6H	32.8	33.8	33.1	34.0	34.3	30.6	31.6	30.9	31.8	32.1
8H	32.9	33.8	33.2	34.1	34.3	31.4	32.3	31.7	32.6	32.8
12H	32.9	33.8	33.2	34.1	34.4	32.0	32.9	32.4	33.2	33.5
4H 2H	32.4	33.4	32.7	33.6	33.9	28.0	29.1	28.3	29.3	29.5
3H	32.8	33.7	33.1	34.0	34.2	29.2	30.1	29.5	30.3	30.6
4H	33.0	33.8	33.4	34.1	34.4	30.1	30.9	30.5	31.2	31.6
6H	33.2	33.9	33.6	34.3	34.6	31.6	32.3	32.0	32.6	33.0
8H	33.3	34.0	33.7	34.3	34.7	32.4	33.1	32.8	33.5	33.8
12H	33.4	34.0	33.8	34.4	34.8	33.2	33.8	33.6	34.1	34.5
8H 4H	33.0	33.7	33.4	34.1	34.4	30.4	31.1	30.8	31.4	31.8
6H	33.3	33.9	33.8	34.3	34.7	32.0	32.5	32.4	32.9	33.3
8H	33.5	34.0	34.0	34.4	34.9	32.9	33.4	33.3	33.8	34.2
12H	33.7	34.1	34.1	34.5	35.0	33.7	34.1	34.2	34.6	35.0
12H 4H	33.0	33.6	33.5	34.0	34.4	30.4	31.0	30.8	31.4	31.8
6H	33.4	33.9	33.8	34.3	34.7	32.0	32.5	32.5	32.9	33.3
8H	33.6	34.0	34.0	34.4	34.9	33.0	33.4	33.4	33.8	34.3
Variations with the observer position at spacings:										
S = 1.0H	+ 1.1 / - 1.5					+ 0.3 / - 0.3				
1.5H	+ 1.7 / - 1.8					+ 0.3 / - 0.1				
2.0H	+ 2.9 / - 2.1					+ 0.2 / - 0.1				

CIE Pub.117 Corrected 29133 lm Total Lamp Luminous Flux.(8log(F/F0) = 11.7)

C Range: 0 - 360DEG
 C Interval: 5.0DEG
 Test Speed: HIGH
 Temperature:25DEG
 Operators:CHEN YU
 Test Date:2017-04-05

γ Range: 0 - 90DEG
 γ Interval: 0.5DEG
 Test System:EVERFINE GO-2000A_V1 SYSTEM V2.0.287
 Humidity:65.0%
 Test Distance:9.410m [K=1.0000]
 Remarks:

UTILIZATION FACTORS TABLE

Test:U:220.9V I:1.000A P:215.9W PF:0.9771 Lamp Flux:29132.8x1 lm		
NAME: LED LINEAR HIGH BAY LIGHT	TYPE:YHL-AI2-210	WEIGHT:
SPEC.:MEAN WELL	DIM.: 5000K	SERIAL No.:20170405
MFR.:	SUR.:70Ra	PROTECTION ANGLE:

REFLECTANCE										
Ceiling	0.8	0.8	0.8	0.7	0.7	0.7	0.5	0.5	0.5	0
Walls	0.7	0.5	0.3	0.7	0.5	0.3	0.7	0.5	0.3	0
Working plane	0.2	0.2	0.2	0.2	0.2	0.2	0.2	0.2	0.2	0
ROOM INDEX	UTILIZATION FACTORS(PERCENT) $k(RI) \times RCR = 5$									
k = 0.60	75	66	61	74	66	61	73	66	61	56
0.80	84	76	70	83	75	70	81	74	70	65
1.00	90	82	77	89	82	77	87	82	76	71
1.25	95	88	83	94	88	83	92	86	82	77
1.50	99	92	88	98	92	87	95	90	86	80
2.00	103	98	93	102	97	92	99	94	91	85
2.50	106	101	96	104	99	96	101	97	94	87
3.00	108	103	100	106	102	99	103	99	96	89
4.00	111	107	104	109	105	102	105	102	100	92
5.00	112	109	106	110	107	105	106	104	102	94
ROOM INDEX	UF(total)									Direct
According to DIN EN 13032-2 2004			Suspended				SHRNOM = 1.25			

C Range: 0 - 360DEG
 C Interval: 5.0DEG
 Test Speed: HIGH
 Temperature:25DEG
 Operators:CHEN YU
 Test Date:2017-04-05

γ Range: 0 - 90DEG
 γ Interval: 0.5DEG
 Test System:EVERFINE GO-2000A_V1 SYSTEM V2.0.287
 Humidity:65.0%
 Test Distance:9.410m [K=1.0000]
 Remarks:

ISOCANDELA DIAGRAM

Test:U:220.9V I:1.000A P:215.9W PF:0.9771 Lamp Flux:29132.8x1 lm		
NAME: LED LINEAR HIGH BAY LIGHT	TYPE:YHL-AI2-210	WEIGHT:
SPEC.:MEAN WELL	DIM.: 5000K	SERIAL No.:20170405
MFR.:	SUR.:70Ra	PROTECTION ANGLE:

Conical surface Flux(90deg):

23458 lm

%lum = 80.5%

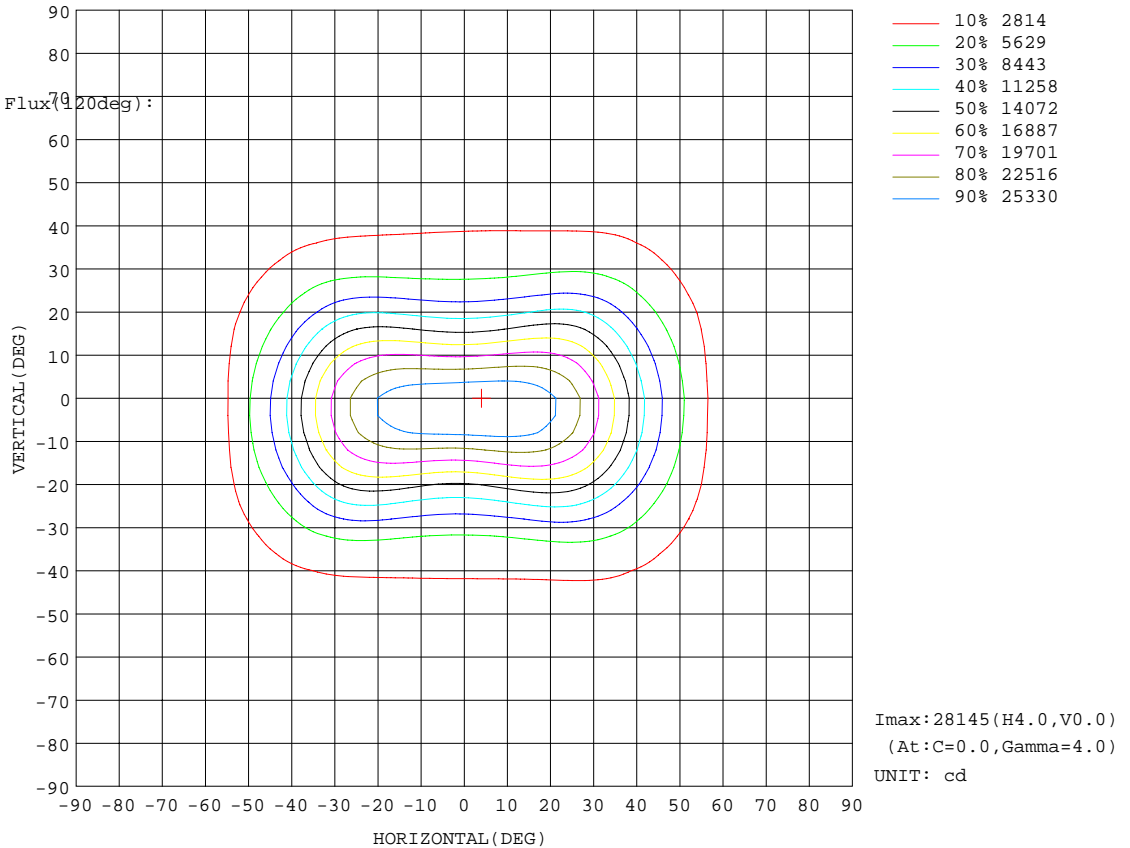
%lamp = 80.5%

Conical surface Flux(70deg):

27046 lm

%lum = 92.8%

%lamp = 92.8%



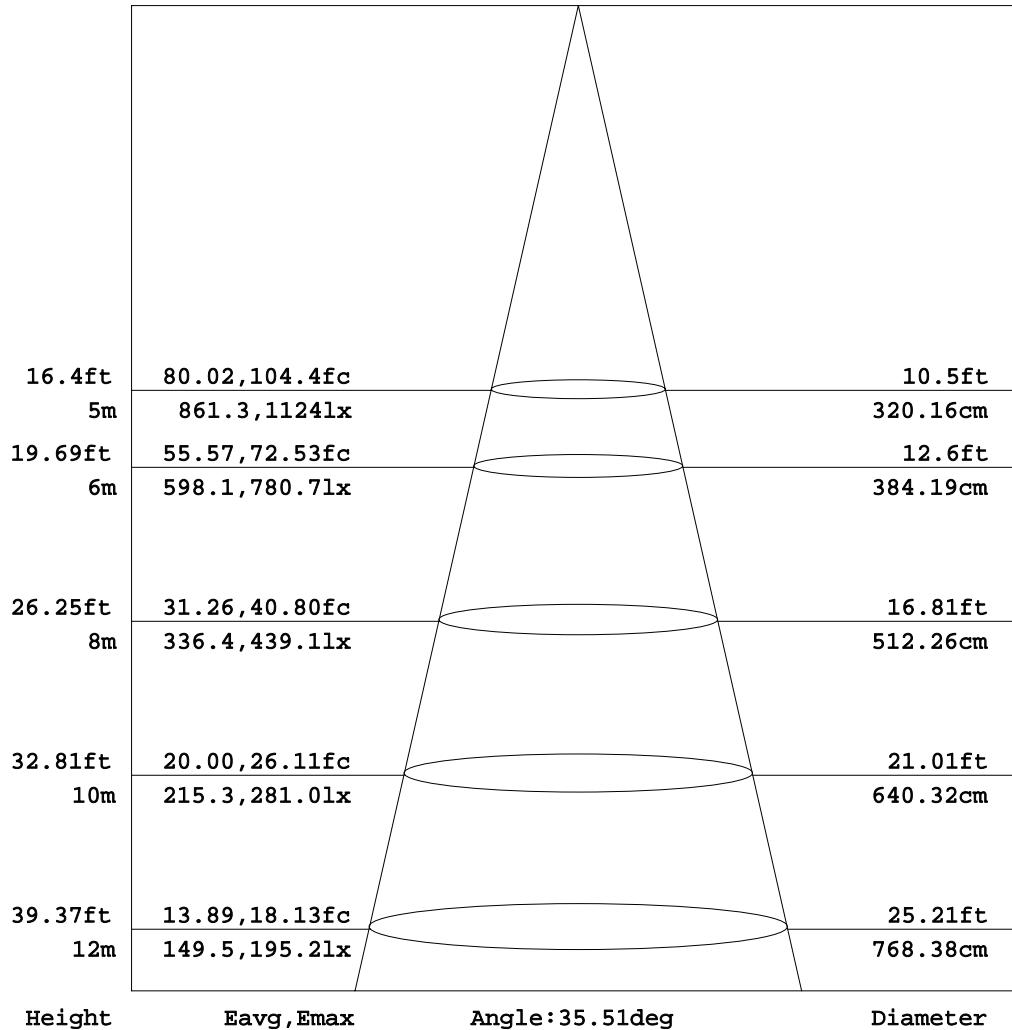
C Range: 0 - 360DEG
 C Interval: 5.0DEG
 Test Speed: HIGH
 Temperature: 25DEG
 Operators: CHEN YU
 Test Date: 2017-04-05

γ Range: 0 - 90DEG
 γ Interval: 0.5DEG
 Test System: EVERFINE GO-2000A_V1 SYSTEM V2.0.287
 Humidity: 65.0%
 Test Distance: 9.410m [K=1.0000]
 Remarks:

AAI Figure

Test:U:220.9V I:1.000A P:215.9W PF:0.9771 Lamp Flux:29132.8x1 lm		
NAME: LED LINEAR HIGH BAY LIGHT	TYPE:YHL-AI2-210	WEIGHT:
SPEC.:MEAN WELL	DIM.: 5000K	SERIAL No.:20170405
MFR.:	SUR.:70Ra	PROTECTION ANGLE:

Flux out:7141 lm



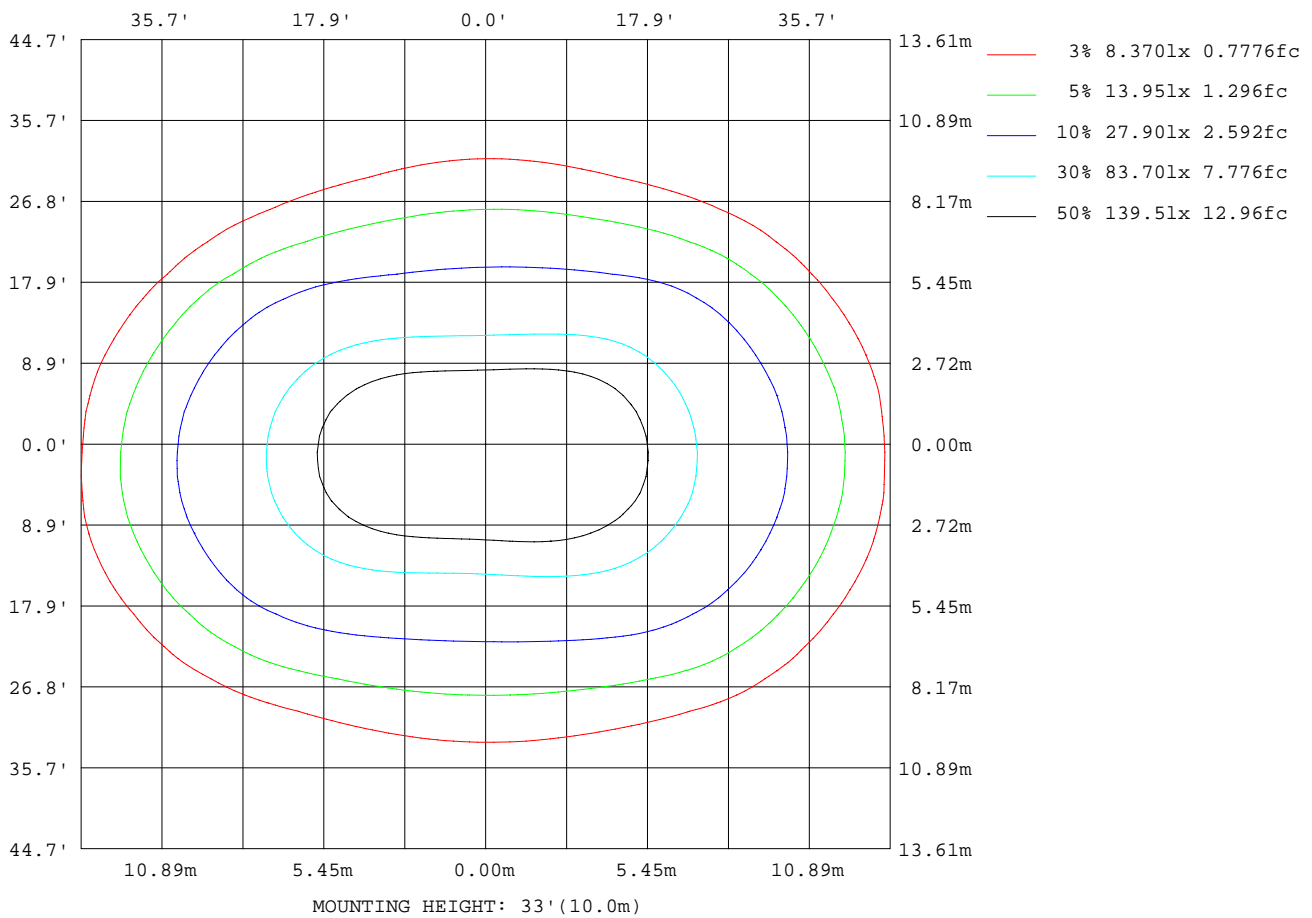
Note:The Curves indicate the illuminated area and the average illumination when the luminaire is at different distance.

C Range: 0 - 360DEG
 C Interval: 5.0DEG
 Test Speed: HIGH
 Temperature:25DEG
 Operators:CHEN YU
 Test Date:2017-04-05

γ Range: 0 - 90DEG
 γ Interval: 0.5DEG
 Test System:EVERFINE GO-2000A_V1 SYSTEM V2.0.287
 Humidity:65.0%
 Test Distance:9.410m [K=1.0000]
 Remarks:

ISOLUX DIAGRAM

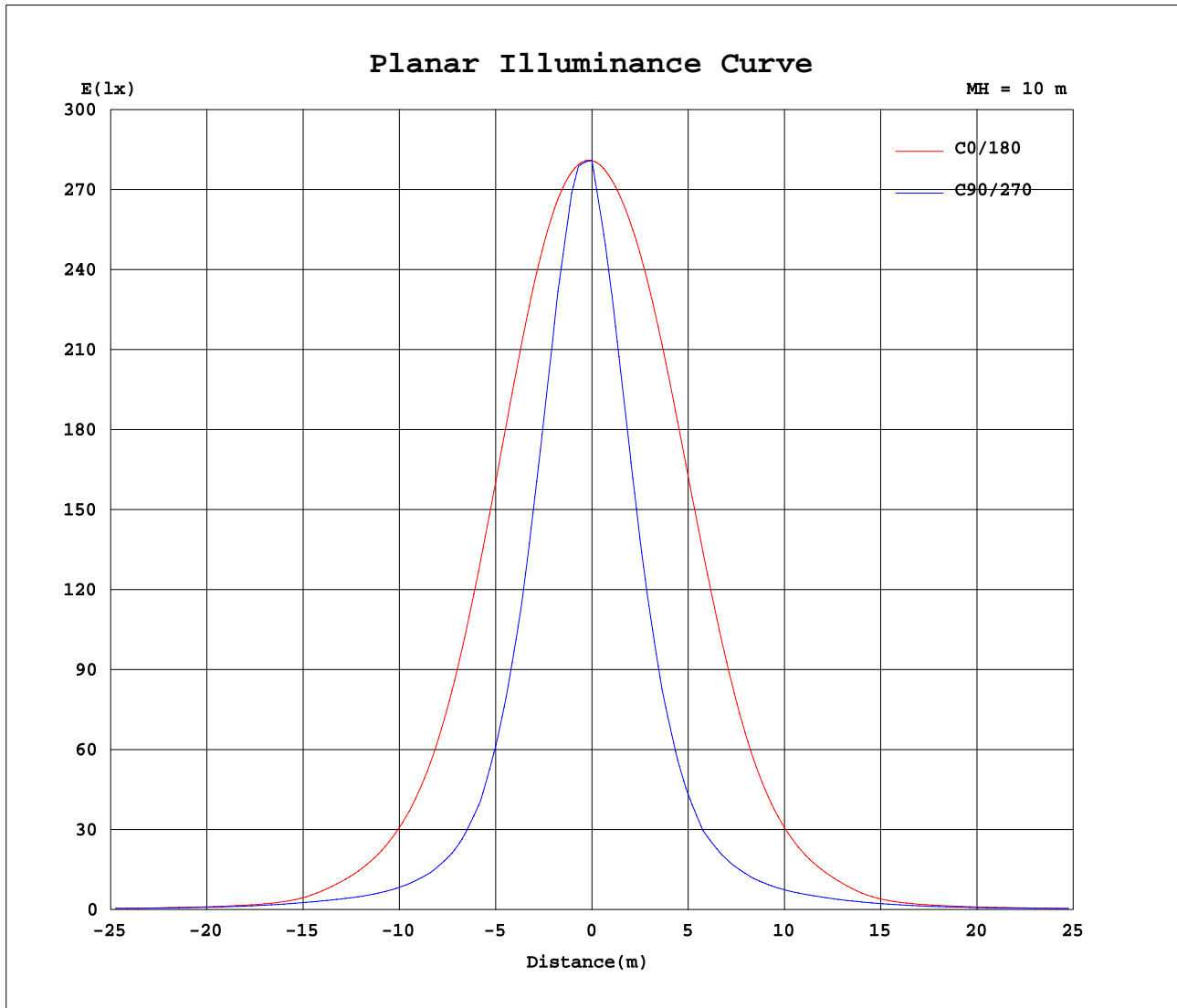
Test:U:220.9V I:1.000A P:215.9W PF:0.9771 Lamp Flux:29132.8x1 lm		
NAME: LED LINEAR HIGH BAY LIGHT	TYPE:YHL-AI2-210	WEIGHT:
SPEC.:MEAN WELL	DIM.: 5000K	SERIAL No.:20170405
MFR.:	SUR.:70Ra	PROTECTION ANGLE:



C Range: 0 - 360DEG
 C Interval: 5.0DEG
 Test Speed: HIGH
 Temperature:25DEG
 Operators:CHEN YU
 Test Date:2017-04-05

γ Range: 0 - 90DEG
 γ Interval: 0.5DEG
 Test System:EVERFINE GO-2000A_V1 SYSTEM V2.0.287
 Humidity:65.0%
 Test Distance:9.410m [K=1.0000]
 Remarks:

Planar Illuminance Curve



C Range: 0 - 360DEG
 C Interval: 5.0DEG
 Test Speed: HIGH
 Temperature: 25DEG
 Operators: CHEN YU
 Test Date: 2017-04-05

γ Range: 0 - 90DEG
 γ Interval: 0.5DEG
 Test System: EVERFINE GO-2000A_V1 SYSTEM V2.0.287
 Humidity: 65.0%
 Test Distance: 9.410m [K=1.0000]
 Remarks:

LUMINOUS DISTRIBUTION INTENSITY DATA

Test:U:220.9V I:1.000A P:215.9W PF:0.9771 Lamp Flux:29132.8x1 lm		
NAME: LED LINEAR HIGH BAY LIGHT	TYPE:YHL-AI2-210	WEIGHT:
SPEC.:MEAN WELL	DIM.: 5000K	SERIAL No.:20170405
MFR.:	SUR.:70Ra	PROTECTION ANGLE:

Table--1

UNIT: x10cd

C(DEG) γ (DEG)	0	5	10	15	20	25	30	35	40	45	50	55	60	65	70	75	80	85	90
0	2809	2809	2809	2809	2809	2809	2809	2809	2809	2809	2809	2809	2809	2809	2809	2809	2809	2809	2809
5	2814	2813	2813	2813	2813	2813	2813	2812	2812	2812	2812	2808	2799	2791	2784	2779	2774	2771	2769
10	2789	2790	2791	2792	2795	2789	2766	2744	2707	2664	2623	2585	2549	2517	2489	2465	2446	2434	2427
15	2713	2714	2718	2724	2700	2663	2606	2549	2492	2413	2331	2253	2179	2111	2049	1997	1955	1927	1912
20	2563	2564	2572	2557	2516	2464	2401	2300	2198	2093	1984	1872	1764	1664	1576	1502	1445	1406	1387
25	2331	2334	2338	2315	2276	2205	2106	1997	1875	1741	1605	1473	1350	1241	1147	1074	1021	987	972
30	2020	2028	2032	2010	1962	1878	1779	1658	1528	1383	1235	1095	970	865	781	716	670	643	632
35	1634	1644	1644	1632	1567	1491	1397	1284	1156	1021	879	739	646	573	515	474	451	437	432
40	1225	1233	1230	1202	1154	1087	1004	908	803	688	591	499	429	387	356	335	320	312	309
45	871	874	875	841	800	745	681	609	540	464	399	342	303	280	262	249	243	239	237
50	589	589	582	559	528	488	447	402	359	311	278	246	224	211	202	196	193	191	190
55	332	337	347	347	329	309	285	263	242	219	201	185	175	169	165	164	164	165	165
60	162	170	187	205	212	205	196	186	176	164	155	147	142	138	135	131	125	124	124
65	112	114	123	137	146	148	144	139	134	129	123	118	114	111	105	97.8	95.2	96.0	96.8
70	82.5	84.0	88.5	97.1	105	108	107	103	100	94.2	93.3	91.3	89.5	87.2	81.8	78.1	79.6	84.0	87.2
75	58.3	59.5	62.9	68.6	74.4	76.7	75.0	68.1	64.7	63.2	64.3	68.2	69.7	69.7	69.0	72.3	80.5	92.3	100
80	40.5	40.8	42.0	44.5	45.6	45.5	44.0	42.7	42.8	43.4	45.0	48.0	50.9	53.7	58.3	66.6	78.3	91.3	99.1
85	20.2	20.2	23.4	23.8	24.1	24.0	23.3	22.9	23.6	24.8	26.3	28.3	28.2	27.3	27.5	29.2	32.2	36.0	38.6
90	0.23	0.00	0.00	0.00	0.00	0.00	0.00	0.00	0.00	0.00	0.00	0.00	0.00	0.00	0.00	0.00	0.00	0.00	0.00

C Range: 0 - 360DEG
 C Interval: 5.0DEG
 Test Speed: HIGH
 Temperature:25DEG
 Operators:CHEN YU
 Test Date:2017-04-05

γ Range: 0 - 90DEG
 γ Interval: 0.5DEG
 Test System:EVERFINE GO-2000A_V1 SYSTEM V2.0.287
 Humidity:65.0%
 Test Distance:9.410m [K=1.0000]
 Remarks:

LUMINOUS DISTRIBUTION INTENSITY DATA

Test:U:220.9V I:1.000A P:215.9W PF:0.9771 Lamp Flux:29132.8x1 lm		
NAME: LED LINEAR HIGH BAY LIGHT	TYPE:YHL-AI2-210	WEIGHT:
SPEC.:MEAN WELL	DIM.: 5000K	SERIAL No.:20170405
MFR.:	SUR.:70Ra	PROTECTION ANGLE:

Table--3

UNIT: x10cd

C(DEG) γ (DEG)	190	195	200	205	210	215	220	225	230	235	240	245	250	255	260	265	270	275	280
0	2809	2809	2809	2809	2809	2809	2809	2809	2809	2809	2809	2809	2809	2809	2809	2809	2809	2809	2809
5	2723	2693	2663	2635	2607	2581	2557	2534	2513	2493	2474	2458	2444	2434	2427	2423	2423	2426	2433
10	2633	2578	2524	2468	2407	2348	2286	2224	2167	2115	2068	2028	1994	1967	1948	1938	1936	1943	1959
15	2538	2470	2384	2293	2194	2096	2002	1904	1810	1723	1645	1577	1521	1480	1451	1434	1430	1439	1461
20	2408	2318	2206	2087	1965	1830	1697	1570	1452	1346	1254	1175	1109	1059	1023	1003	997	1007	1033
25	2208	2102	1979	1842	1694	1544	1395	1251	1114	1003	910	833	772	728	702	687	683	692	711
30	1925	1812	1687	1546	1396	1238	1081	940	807	705	626	569	525	493	471	459	457	464	480
35	1545	1444	1322	1193	1051	913	772	653	558	472	429	397	373	356	347	343	343	347	355
40	1128	1038	940	830	728	621	527	441	388	343	311	293	280	270	265	262	261	264	270
45	768	699	624	554	485	413	362	314	280	253	236	225	218	213	211	211	211	212	213
50	497	451	404	362	319	285	255	226	210	196	186	181	178	177	178	180	180	179	177
55	298	283	263	240	221	203	188	174	165	157	152	150	149	148	145	144	144	145	147
60	173	182	179	171	162	153	145	138	132	128	124	122	117	110	107	106	107	106	107
65	116	126	130	128	124	119	114	108	104	100	98.2	95.4	89.4	84.7	84.5	86.3	87.2	85.7	84.5
70	87.0	94.5	98.5	97.6	93.5	85.2	77.3	76.7	77.4	77.7	77.6	75.8	73.0	73.1	76.9	82.9	85.6	81.0	75.4
75	59.1	64.3	67.4	66.7	61.4	57.0	55.5	54.6	56.0	59.6	61.3	62.2	64.1	69.4	77.9	87.4	91.0	84.0	74.6
80	40.7	42.2	40.9	39.5	37.9	37.6	37.9	38.6	39.8	42.3	44.7	47.3	51.6	58.7	68.1	76.7	79.3	74.0	65.0
85	22.0	22.4	21.7	21.4	20.4	19.2	19.2	20.4	21.8	23.1	23.0	22.1	22.0	23.1	25.0	26.9	27.4	25.8	23.8
90	0.00	0.00	0.00	0.00	0.00	0.00	0.00	0.00	0.00	0.00	0.00	0.00	0.00	0.00	0.00	0.00	0.00	0.00	0.00

C Range: 0 - 360DEG
 C Interval: 5.0DEG
 Test Speed: HIGH
 Temperature:25DEG
 Operators:CHEN YU
 Test Date:2017-04-05

γ Range: 0 - 90DEG
 γ Interval: 0.5DEG
 Test System:EVERFINE GO-2000A_V1 SYSTEM V2.0.287
 Humidity:65.0%
 Test Distance:9.410m [K=1.0000]
 Remarks:

LUMINOUS DISTRIBUTION INTENSITY DATA

Test:U:220.9V I:1.000A P:215.9W PF:0.9771 Lamp Flux:29132.8x1 lm		
NAME: LED LINEAR HIGH BAY LIGHT	TYPE:YHL-AI2-210	WEIGHT:
SPEC.:MEAN WELL	DIM.: 5000K	SERIAL No.:20170405
MFR.:	SUR.:70Ra	PROTECTION ANGLE:

Table--4

UNIT: x10cd

C(DEG) γ (DEG)	285	290	295	300	305	310	315	320	325	330	335	340	345	350	355				
0	2809	2809	2809	2809	2809	2809	2809	2809	2809	2809	2809	2809	2809	2809	2809				
5	2442	2455	2471	2490	2511	2533	2556	2580	2606	2633	2661	2690	2721	2751	2782				
10	1982	2013	2051	2096	2147	2202	2262	2326	2390	2450	2513	2569	2623	2677	2733				
15	1496	1543	1604	1677	1760	1850	1947	2047	2141	2238	2335	2424	2506	2574	2642				
20	1073	1129	1201	1287	1386	1498	1620	1749	1880	2012	2127	2236	2338	2421	2490				
25	743	792	859	943	1043	1164	1307	1454	1601	1742	1878	1999	2103	2194	2261				
30	506	544	595	659	747	860	1001	1149	1300	1443	1573	1694	1796	1886	1953				
35	367	388	417	456	508	606	715	842	982	1109	1224	1329	1431	1506	1573				
40	278	291	308	331	370	425	490	587	686	788	880	967	1048	1119	1175				
45	217	224	235	249	271	306	349	407	466	538	605	669	731	794	834				
50	177	179	184	191	204	224	246	282	318	359	401	446	489	532	563				
55	148	148	149	152	158	168	180	197	214	234	256	279	306	320	324				
60	112	119	122	124	127	132	137	145	153	161	169	179	181	174	165				
65	86.6	93.1	97.8	99.6	101	105	109	113	117	121	125	127	124	117	112				
70	73.1	75.3	78.7	79.9	80.1	79.7	80.9	82.1	89.4	94.5	96.9	96.9	92.2	86.1	82.9				
75	67.6	64.4	64.1	63.2	60.8	57.7	57.5	58.9	61.5	66.8	69.5	68.9	65.1	61.0	58.6				
80	56.8	51.0	48.0	45.8	43.1	41.0	39.9	39.5	39.6	40.6	42.1	43.6	43.2	41.5	40.5				
85	22.4	22.0	22.7	23.9	24.5	23.4	22.4	21.6	21.8	23.0	23.6	23.9	24.3	24.2	21.7				
90	0.00	0.00	0.00	0.00	0.00	0.00	0.00	0.00	0.00	0.00	0.00	0.00	0.00	0.00	0.00				

C Range: 0 - 360DEG
 C Interval: 5.0DEG
 Test Speed: HIGH
 Temperature:25DEG
 Operators:CHEN YU
 Test Date:2017-04-05

γ Range: 0 - 90DEG
 γ Interval: 0.5DEG
 Test System:EVERFINE GO-2000A_V1 SYSTEM V2.0.287
 Humidity:65.0%
 Test Distance:9.410m [K=1.0000]
 Remarks: