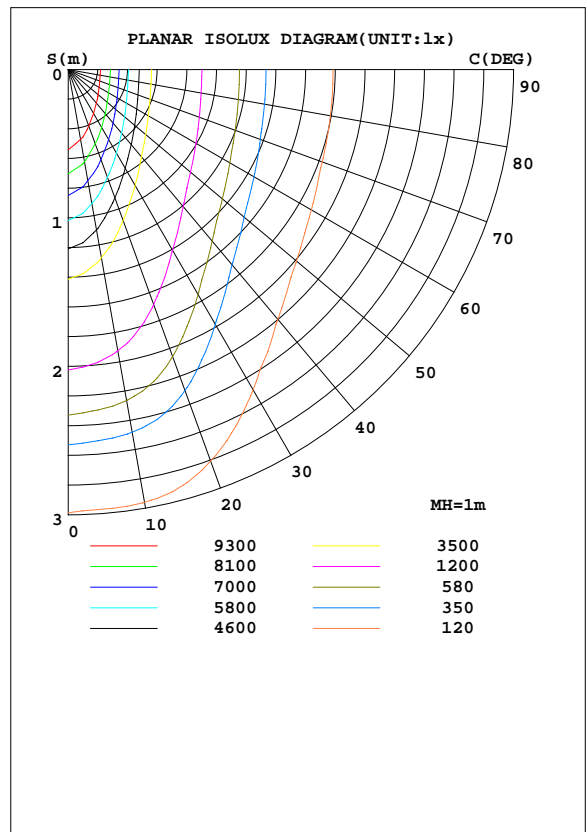
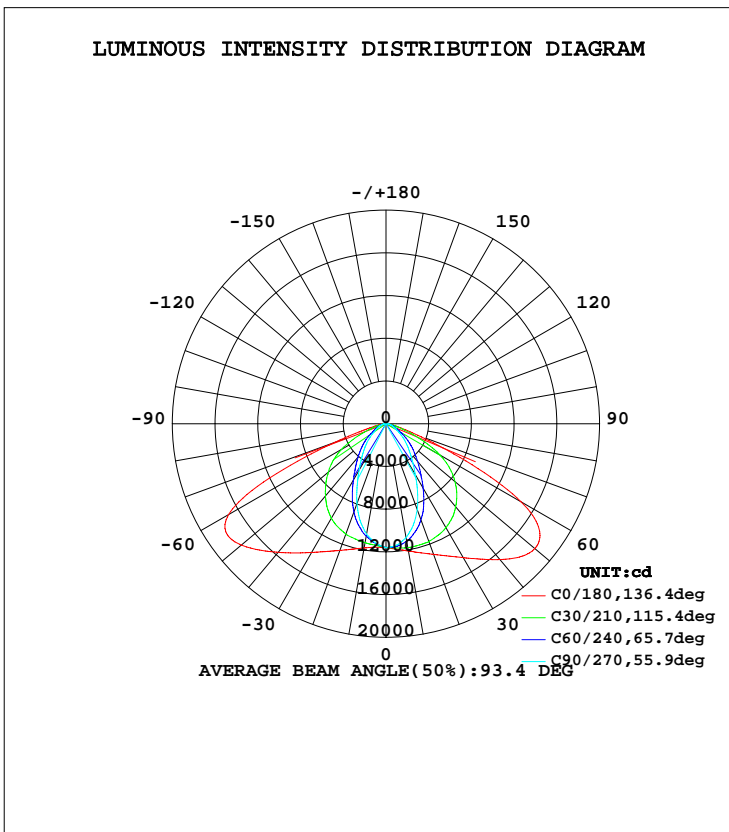


LUMINAIRE PHOTOMETRIC TEST REPORT

Test:U:220.8V I:1.001A P:216.0W PF:0.9770 Lamp Flux:29736.7x1 lm		
NAME: LED LINEAR HIGH BAY LIGHT	TYPE:YHL-AI2-210	WEIGHT:
SPEC.:MEAN WELL	DIM.: 5000K	SERIAL No.:20170405
MFR.:	SUR.:70Ra	PROTECTION ANGLE:

DATA OF LAMP		PHOTOMETRIC DATA Eff: 137.69 lm/W			
MODEL	NF2W757GRT-V1 336PCS	Imax(cd)	18192	S/MH(C0/180)	2.12
NOMINAL POWER(W)	214	LOR(%)	100.0	S/MH(C90/270)	0.87
RATED VOLTAGE(V)	220	TOTAL FLUX(lm)	29737	η UP, DN(C0-180)	0.0, 48.4
NOMINAL FLUX(lm)	29736.7	CIE CLASS	DIRECT	η UP, DN(C180-360)	0.0, 51.6
LAMPS INSIDE	1	η up(%)	0.0	CIBSE SHR NOM	1.00
TEST VOLTAGE(V)	220	η down(%)	100.0	CIBSE SHR MAX	1.05



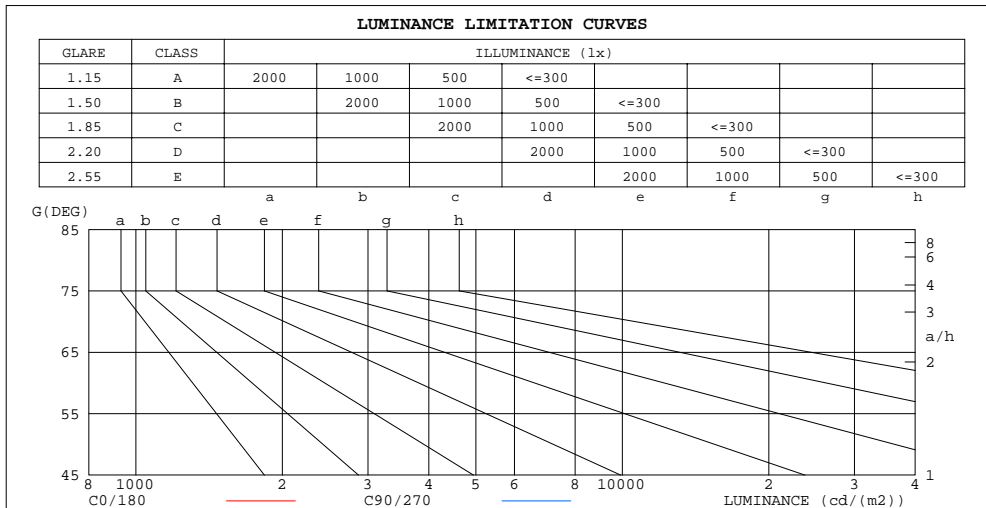
C Range: 0 - 360DEG
 C Interval: 5.0DEG
 Test Speed: HIGH
 Temperature:25DEG
 Operators:CHEN YU
 Test Date:2017-04-05

γ Range: 0 - 90DEG
 γ Interval: 0.5DEG
 Test System:EVERFINE GO-2000A_V1 SYSTEM V2.0.287
 Humidity:65.0%
 Test Distance:9.410m [K=1.0000]
 Remarks:

ZONAL FLUX DIAGRAM
AND LUMINANCE LIMITATION CURVES

ZONAL FLUX DIAGRAM:

γ	C0	C45	C90	C135	C180	C225	C270	C315	γ	Φ zone	Φ total	lum, lamp
5	1161	1133	1121	1147	1179	1161	1141	1148	0- 5	275.5	275.5	0.93,0.93
10	1181	1097	1050	1122	1210	1146	1084	1126	5- 10	813.1	1089	3.66,3.66
15	1216	1050	937.9	1084	1251	1114	984.4	1092	10- 15	1314	2402	8.08,8.08
20	1262	981.8	796.6	1022	1301	1060	857.3	1039	15- 20	1753	4155	14.14
25	1320	890.9	639.2	935.8	1366	983.5	698.4	962.8	20- 25	2107	6261	21.1,21.1
30	1392	783.5	501.7	830.1	1448	883.3	546.3	863.9	25- 30	2370	8631	29.29
35	1477	670.1	402.0	715.3	1547	767.2	434.8	749.5	30- 35	2565	11196	37.7,37.7
40	1572	563.1	320.0	605.9	1660	649.5	345.9	631.1	35- 40	2717	13913	46.8,46.8
45	1673	472.3	254.3	509.6	1765	546.0	276.5	529.6	40- 45	2830	16742	56.3,56.3
50	1768	385.5	193.4	416.5	1819	449.6	215.3	435.7	45- 50	2888	19630	66.66
55	1813	300.9	142.4	321.6	1756	354.5	161.2	348.4	50- 55	2844	22475	75.6,75.6
60	1703	213.1	105.3	222.7	1459	254.6	117.2	256.2	55- 60	2628	25103	84.4,84.4
65	1201	141.6	83.24	143.4	824.9	167.4	91.90	171.9	60- 65	2118	27221	91.5,91.5
70	507.0	94.50	59.92	93.24	318.0	108.2	67.86	112.1	65- 70	1325	28545	96.96
75	174.4	59.76	41.66	56.04	122.0	68.46	49.25	72.24	70- 75	669.8	29215	98.2,98.2
80	68.14	32.33	24.08	29.62	52.87	37.02	31.65	39.92	75- 80	336.6	29552	99.4,99.4
85	22.07	12.22	5.242	10.18	17.82	15.84	8.612	17.96	80- 85	159.2	29711	99.9,99.9
90	0.2933	0	0	0	0.5568	0	0	0	85- 90	25.62	29737	100,100
95									90- 95			
100									95-100			
105									100-105			
110									105-110			
115									110-115			
120									115-120			
125									120-125			
130									125-130			
135									130-135			
140									135-140			
145									140-145			
150									145-150			
155									150-155			
160									155-160			
165									160-165			
170									165-170			
175									170-175			
180									175-180			
DEG	LUMINOUS INTENSITY:×10cd								UNIT:lm			



LUMINANCE cd/(m2)		
G(DEG)	C0/180	C90/270
85	126602	30070
80	196206	69323
75	336960	80490
70	741128	87593
65	1420480	98477
60	1702522	105323
55	1580719	124129
50	1375026	150445
45	1183152	179807

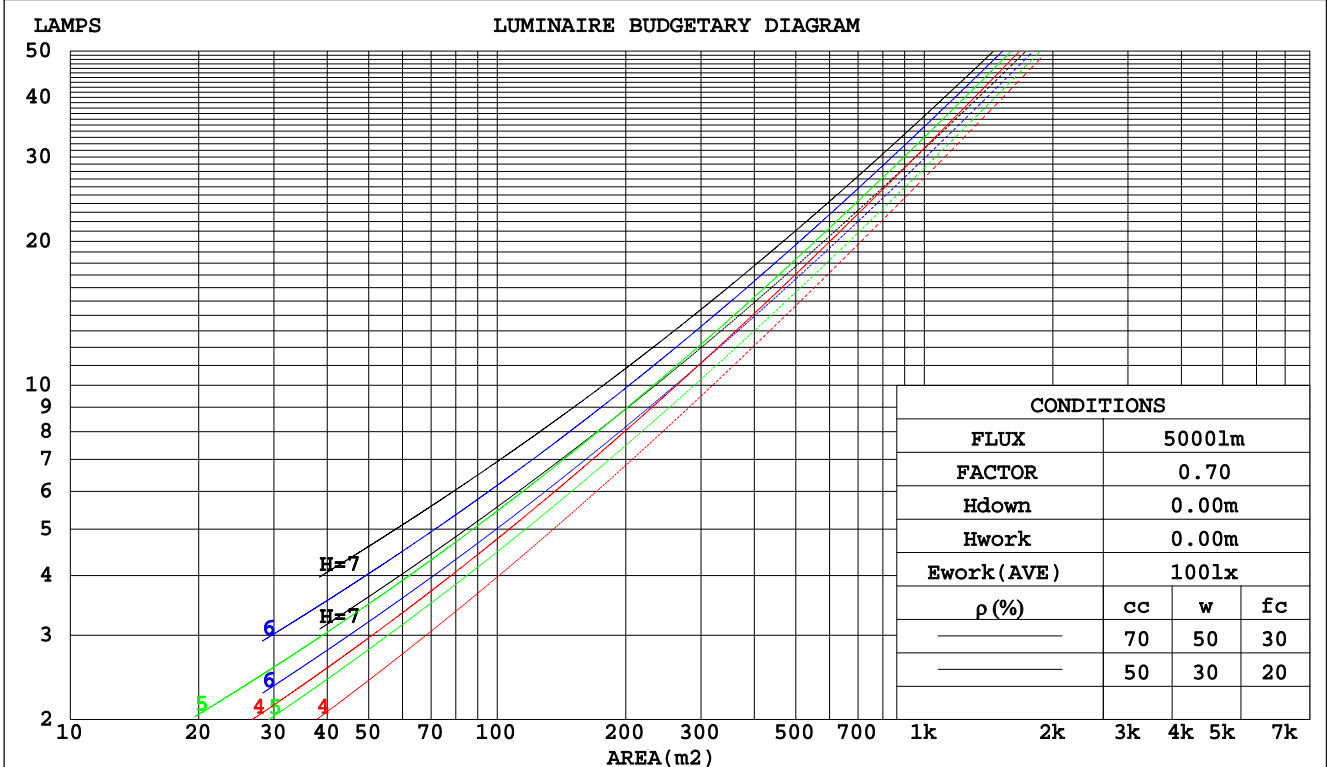
C Range: 0 - 360DEG
C Interval: 5.0DEG
Test Speed: HIGH
Temperature:25DEG
Operators:CHEN YU
Test Date:2017-04-05

γ Range: 0 - 90DEG
γ Interval: 0.5DEG
Test System:EVERFINE GO-2000A_V1 SYSTEM V2.0.287
Humidity:65.0%
Test Distance:9.410m [K=1.0000]
Remarks:

CU AND LUMINAIRE BUDGETARY ESTIMATE DIAGRAM

Test:U:220.8V I:1.001A P:216.0W PF:0.9770 Lamp Flux:29736.7x1 lm		
NAME: LED LINEAR HIGH BAY LIGHT	TYPE:YHL-AI2-210	WEIGHT:
SPEC.:MEAN WELL	DIM.: 5000K	SERIAL No.:20170405
MFR.:	SUR.:70Ra	PROTECTION ANGLE:

pcc	80%			70%			50%			30%			10%			0
	50%	30%	10%	50%	30%	10%	50%	30%	10%	50%	30%	10%	50%	30%	10%	0
pw																0
pfc																0
RCR	RCR:Room Cavity Ratio			Coefficients of Utilization(CU)												
0.0	1.19	1.19	1.19	1.16	1.16	1.16	1.11	1.11	1.11	1.06	1.06	1.06	1.02	1.02	1.02	1.00
1.0	1.06	1.02	.98	1.03	.90	.97	.99	.96	.94	.95	.93	.91	.92	.90	.88	.86
2.0	.93	.86	.81	.91	.85	.80	.87	.82	.78	.84	.80	.76	.81	.78	.75	.73
3.0	.82	.74	.68	.80	.73	.67	.77	.71	.66	.74	.69	.65	.72	.68	.64	.62
4.0	.72	.64	.58	.71	.63	.57	.69	.62	.56	.66	.60	.56	.64	.59	.55	.53
5.0	.65	.56	.50	.64	.55	.49	.62	.54	.49	.60	.53	.48	.58	.52	.48	.46
6.0	.58	.50	.43	.57	.49	.43	.56	.48	.43	.54	.47	.42	.52	.47	.42	.40
7.0	.53	.44	.38	.52	.44	.38	.51	.43	.38	.49	.42	.38	.48	.42	.37	.35
8.0	.48	.40	.34	.48	.40	.34	.46	.39	.34	.45	.38	.34	.44	.38	.33	.31
9.0	.44	.36	.31	.44	.36	.31	.42	.35	.30	.41	.35	.30	.40	.34	.30	.28
10.0	.41	.33	.28	.40	.33	.28	.39	.32	.28	.38	.32	.27	.37	.32	.27	.26



C Range: 0 - 360DEG
 C Interval: 5.0DEG
 Test Speed: HIGH
 Temperature:25DEG
 Operators:CHEN YU
 Test Date:2017-04-05

γ Range: 0 - 90DEG
 γ Interval: 0.5DEG
 Test System:EVERFINE GO-2000A_V1 SYSTEM V2.0.287
 Humidity:65.0%
 Test Distance:9.410m [K=1.0000]
 Remarks:

WEC AND CCEC

Test:U:220.8V I:1.001A P:216.0W PF:0.9770 Lamp Flux:29736.7x1 lm		
NAME: LED LINEAR HIGH BAY LIGHT	TYPE:YHL-AI2-210	WEIGHT:
SPEC.:MEAN WELL	DIM.: 5000K	SERIAL No.:20170405
MFR.:	SUR.:70Ra	PROTECTION ANGLE:

ρcc	80%			70%			50%			30%			10%			0
ρw	50%	30%	10%	50%	30%	10%	50%	30%	10%	50%	30%	10%	50%	30%	10%	0
ρfc	20%			20%			20%			20%			20%			0
RCR	RCR:Room Cavity Ratio						Wall Exitance Coefficients(WEC)									
0.0																
1.0	.278	.158	.050	.271	.155	.049	.258	.148	.047	.246	.142	.046	.235	.136	.044	
2.0	.270	.148	.045	.264	.145	.045	.253	.140	.044	.242	.136	.042	.232	.131	.041	
3.0	.255	.136	.041	.250	.134	.040	.239	.130	.039	.230	.126	.039	.221	.123	.038	
4.0	.239	.124	.036	.234	.122	.036	.225	.119	.036	.216	.116	.035	.209	.113	.035	
5.0	.223	.113	.033	.218	.112	.033	.210	.109	.032	.203	.107	.032	.196	.105	.031	
6.0	.208	.104	.030	.204	.103	.030	.197	.101	.029	.190	.099	.029	.184	.097	.029	
7.0	.194	.096	.027	.191	.095	.027	.184	.093	.027	.178	.092	.027	.173	.090	.026	
8.0	.182	.089	.025	.179	.088	.025	.173	.087	.025	.168	.085	.025	.163	.084	.024	
9.0	.171	.083	.023	.168	.082	.023	.163	.081	.023	.158	.079	.023	.154	.078	.023	
10.0	.161	.077	.021	.159	.077	.021	.154	.075	.021	.150	.074	.021	.146	.073	.021	

ρcc	80%			70%			50%			30%			10%			0
ρw	50%	30%	10%	50%	30%	10%	50%	30%	10%	50%	30%	10%	50%	30%	10%	0
ρfc	20%			20%			20%			20%			20%			0
RCR	RCR:Room Cavity Ratio						Ceiling Cavity Exitance Coefficients(CCEC)									
0.0	.190	.190	.190	.163	.163	.163	.111	.111	.111	.064	.064	.064	.020	.020	.020	
1.0	.178	.156	.137	.152	.134	.118	.104	.092	.081	.060	.053	.047	.019	.017	.015	
2.0	.169	.132	.101	.145	.114	.087	.099	.079	.061	.057	.046	.036	.018	.015	.012	
3.0	.162	.114	.076	.139	.099	.066	.095	.068	.046	.055	.040	.027	.018	.013	.009	
4.0	.154	.101	.060	.132	.087	.052	.091	.061	.037	.053	.036	.022	.017	.012	.007	
5.0	.147	.090	.048	.126	.078	.042	.087	.055	.030	.050	.032	.018	.016	.010	.006	
6.0	.140	.082	.040	.121	.071	.035	.083	.050	.025	.048	.029	.015	.016	.010	.005	
7.0	.134	.075	.034	.115	.065	.029	.079	.046	.021	.046	.027	.012	.015	.009	.004	
8.0	.127	.069	.029	.110	.060	.025	.076	.042	.018	.044	.025	.011	.014	.008	.004	
9.0	.122	.064	.026	.105	.056	.022	.073	.039	.016	.042	.023	.009	.014	.008	.003	
10.0	.116	.060	.023	.100	.052	.020	.069	.037	.014	.040	.022	.008	.013	.007	.003	

C Range: 0 - 360DEG
 C Interval: 5.0DEG
 Test Speed: HIGH
 Temperature:25DEG
 Operators:CHEN YU
 Test Date:2017-04-05

γ Range: 0 - 90DEG
 γ Interval: 0.5DEG
 Test System:EVERFINE GO-2000A_V1 SYSTEM V2.0.287
 Humidity:65.0%
 Test Distance:9.410m [K=1.0000]
 Remarks:

UGR(Unified Glare Rating) Table

Test:U:220.8V I:1.001A P:216.0W PF:0.9770 Lamp Flux:29736.7x1 lm		
NAME: LED LINEAR HIGH BAY LIGHT	TYPE:YHL-AI2-210	WEIGHT:
SPEC.:MEAN WELL	DIM.: 5000K	SERIAL No.:20170405
MFR.:	SUR.:70Ra	PROTECTION ANGLE:

ceiling/cavity	0.7	0.7	0.5	0.5	0.3	0.7	0.7	0.5	0.5	0.3
walls	0.5	0.3	0.5	0.3	0.3	0.5	0.3	0.5	0.3	0.3
working plane	0.2	0.2	0.2	0.2	0.2	0.2	0.2	0.2	0.2	0.2
Room dimensions	Viewed crosswise					Viewed endwise				
x = 2H y = 2H	39.7	41.2	40.0	41.4	41.6	27.1	28.5	27.3	28.7	28.9
3H	41.0	42.4	41.3	42.6	42.8	27.6	29.0	27.9	29.2	29.5
4H	41.1	42.3	41.4	42.6	42.9	27.9	29.2	28.2	29.4	29.7
6H	41.0	42.2	41.3	42.5	42.8	28.0	29.3	28.4	29.5	29.8
8H	41.0	42.1	41.3	42.4	42.7	28.1	29.2	28.4	29.5	29.8
12H	40.9	42.1	41.3	42.4	42.7	28.1	29.2	28.4	29.5	29.8
4H 2H	39.4	40.7	39.7	41.0	41.2	29.0	30.3	29.3	30.5	30.8
3H	40.8	41.9	41.1	42.2	42.5	29.5	30.6	29.8	30.9	31.2
4H	40.9	41.9	41.3	42.2	42.6	29.7	30.7	30.1	31.0	31.4
6H	40.9	41.8	41.3	42.2	42.5	29.9	30.8	30.3	31.1	31.5
8H	40.9	41.7	41.3	42.1	42.5	29.9	30.8	30.3	31.1	31.5
12H	40.9	41.6	41.3	42.0	42.4	29.9	30.7	30.4	31.1	31.5
8H 4H	40.8	41.6	41.2	42.0	42.4	30.2	31.0	30.6	31.4	31.8
6H	40.8	41.5	41.3	41.9	42.3	30.4	31.1	30.9	31.5	32.0
8H	40.8	41.4	41.3	41.8	42.3	30.5	31.1	31.0	31.6	32.0
12H	40.8	41.3	41.3	41.8	42.2	30.6	31.1	31.0	31.5	32.0
12H 4H	40.7	41.5	41.2	41.9	42.3	30.2	31.0	30.6	31.4	31.8
6H	40.8	41.4	41.2	41.8	42.2	30.5	31.1	31.0	31.5	32.0
8H	40.8	41.3	41.3	41.7	42.2	30.6	31.1	31.1	31.6	32.1
Variations with the observer position at spacings:										
S = 1.0H	+ 0.4 / - 0.5					+ 0.9 / - 1.2				
1.5H	+ 1.5 / - 1.7					+ 0.8 / - 1.0				
2.0H	+ 3.4 / - 4.7					+ 1.2 / - 1.5				

CIE Pub.117 Corrected 29737 lm Total Lamp Luminous Flux.(8log(F/F0) = 11.8)

C Range: 0 - 360DEG
 C Interval: 5.0DEG
 Test Speed: HIGH
 Temperature:25DEG
 Operators:CHEN YU
 Test Date:2017-04-05

γ Range: 0 - 90DEG
 γ Interval: 0.5DEG
 Test System:EVERFINE GO-2000A_V1 SYSTEM V2.0.287
 Humidity:65.0%
 Test Distance:9.410m [K=1.0000]
 Remarks:

UTILIZATION FACTORS TABLE

Test:U:220.8V I:1.001A P:216.0W PF:0.9770 Lamp Flux:29736.7x1 lm		
NAME: LED LINEAR HIGH BAY LIGHT	TYPE:YHL-AI2-210	WEIGHT:
SPEC.:MEAN WELL	DIM.: 5000K	SERIAL No.:20170405
MFR.:	SUR.:70Ra	PROTECTION ANGLE:

REFLECTANCE										
Ceiling	0.8	0.8	0.8	0.7	0.7	0.7	0.5	0.5	0.5	0
Walls	0.7	0.5	0.3	0.7	0.5	0.3	0.7	0.5	0.3	0
Working plane	0.2	0.2	0.2	0.2	0.2	0.2	0.2	0.2	0.2	0
ROOM INDEX	UTILIZATION FACTORS(PERCENT) $k(RI) \times RCR = 5$									
k = 0.60	58	47	40	57	46	40	56	46	39	33
0.80	69	57	50	68	57	50	66	56	50	43
1.00	78	67	60	77	66	60	74	68	59	52
1.25	85	75	68	84	74	68	81	73	67	60
1.50	90	81	74	88	80	74	85	78	73	65
2.00	97	89	83	95	88	82	92	86	81	73
2.50	101	93	88	99	92	87	95	89	85	77
3.00	104	98	92	102	96	91	98	93	89	81
4.00	108	102	98	105	101	97	101	97	94	86
5.00	110	105	102	107	103	100	103	100	97	88
ROOM INDEX	UF(total)									Direct
According to DIN EN 13032-2 2004			Suspended				SHRNOM = 1.25			

C Range: 0 - 360DEG
 C Interval: 5.0DEG
 Test Speed: HIGH
 Temperature:25DEG
 Operators:CHEN YU
 Test Date:2017-04-05

γ Range: 0 - 90DEG
 γ Interval: 0.5DEG
 Test System:EVERFINE GO-2000A_V1 SYSTEM V2.0.287
 Humidity:65.0%
 Test Distance:9.410m [K=1.0000]
 Remarks:

ISOCANDELA DIAGRAM

Test:U:220.8V I:1.001A P:216.0W PF:0.9770 Lamp Flux:29736.7x1 lm		
NAME: LED LINEAR HIGH BAY LIGHT	TYPE:YHL-AI2-210	WEIGHT:
SPEC.:MEAN WELL	DIM.: 5000K	SERIAL No.:20170405
MFR.:	SUR.:70Ra	PROTECTION ANGLE:

Conical surface Flux(90deg):

16742 lm

%lum = 56.3%

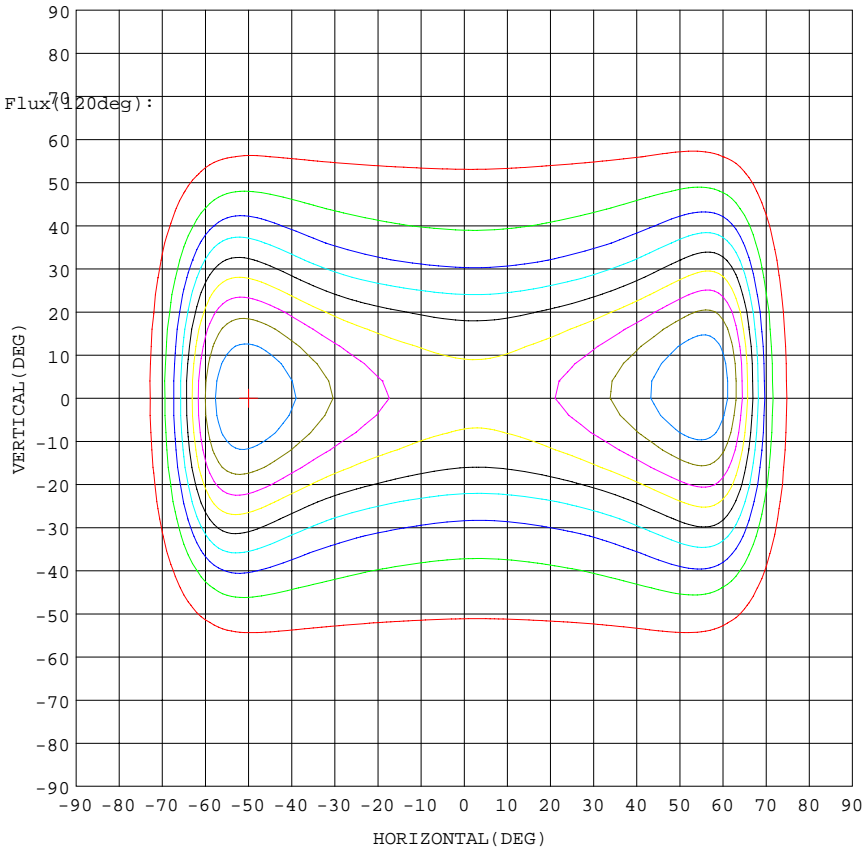
%lamp = 56.3%

Conical surface Flux(70deg):

25103 lm

%lum = 84.4%

%lamp = 84.4%



I_{max}:18192(H=-50.0,V0.0)
(At:C=180.0,Gamma=50.0)

UNIT: cd

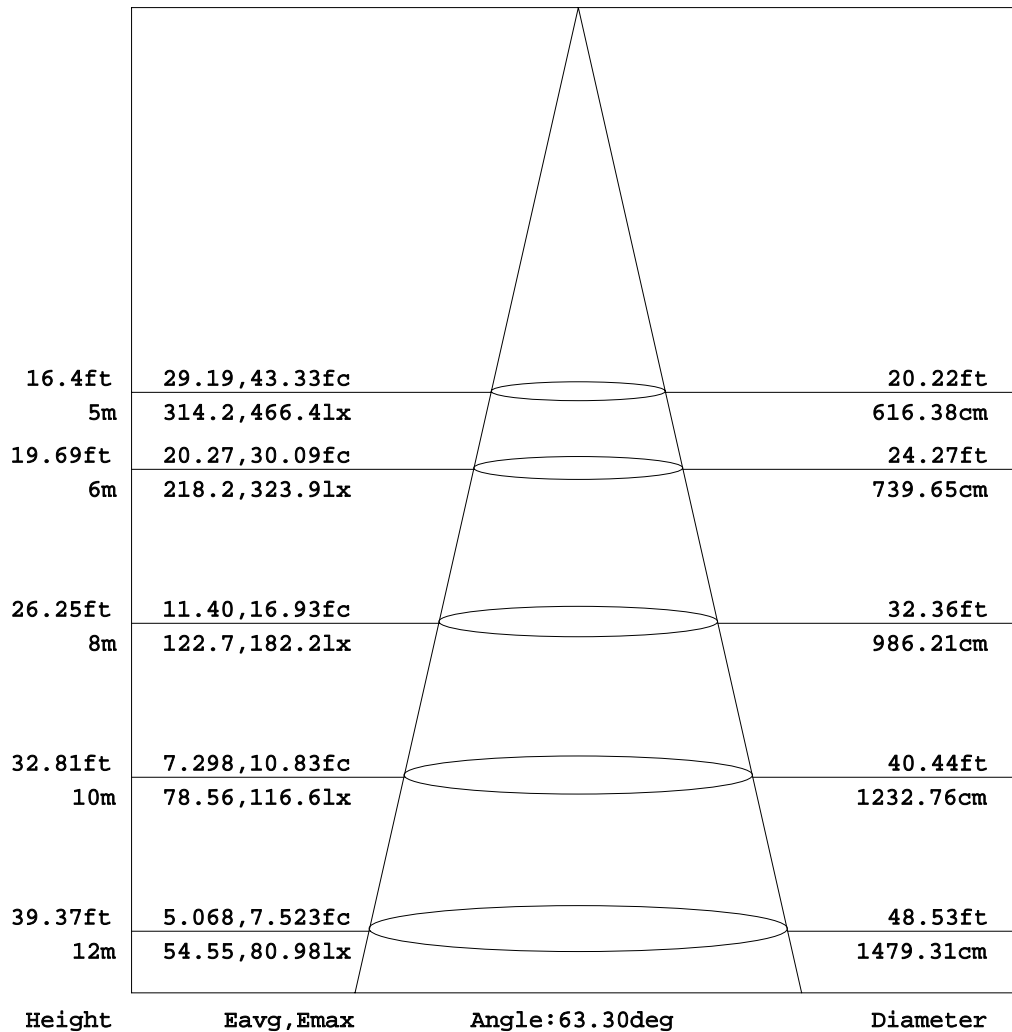
C Range: 0 - 360DEG
C Interval: 5.0DEG
Test Speed: HIGH
Temperature:25DEG
Operators:CHEN YU
Test Date:2017-04-05

γ Range: 0 - 90DEG
γ Interval: 0.5DEG
Test System:EVERFINE GO-2000A_V1 SYSTEM V2.0.287
Humidity:65.0%
Test Distance:9.410m [K=1.0000]
Remarks:

AAI Figure

Test:U:220.8V I:1.001A P:216.0W PF:0.9770 Lamp Flux:29736.7x1 lm		
NAME: LED LINEAR HIGH BAY LIGHT	TYPE:YHL-AI2-210	WEIGHT:
SPEC.:MEAN WELL	DIM.: 5000K	SERIAL No.:20170405
MFR.:	SUR.:70Ra	PROTECTION ANGLE:

Flux out:9636 lm



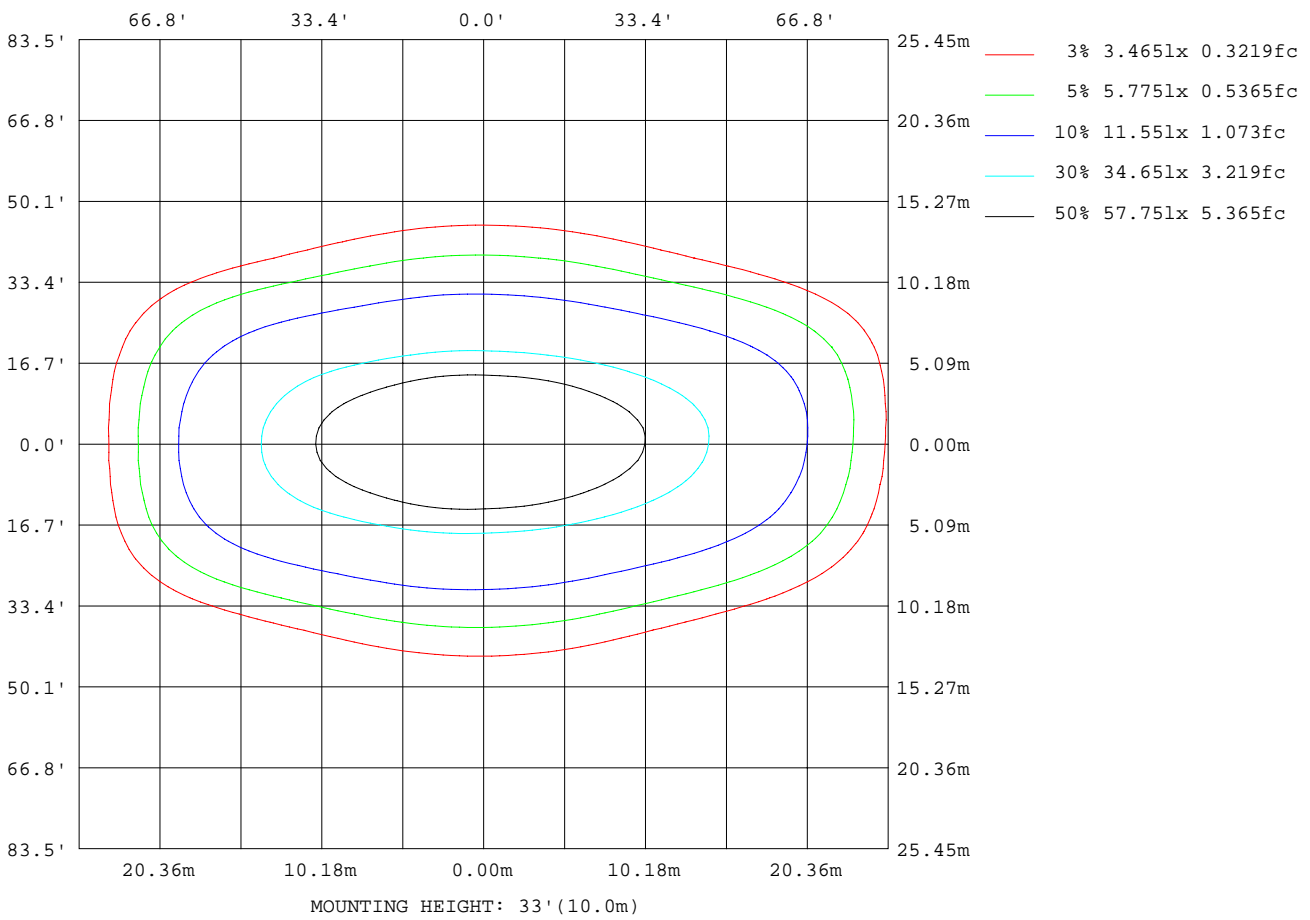
Note:The Curves indicate the illuminated area and the average illumination when the luminaire is at different distance.

C Range: 0 - 360DEG
 C Interval: 5.0DEG
 Test Speed: HIGH
 Temperature:25DEG
 Operators:CHEN YU
 Test Date:2017-04-05

γ Range: 0 - 90DEG
 γ Interval: 0.5DEG
 Test System:EVERFINE GO-2000A_V1 SYSTEM V2.0.287
 Humidity:65.0%
 Test Distance:9.410m [K=1.0000]
 Remarks:

ISOLUX DIAGRAM

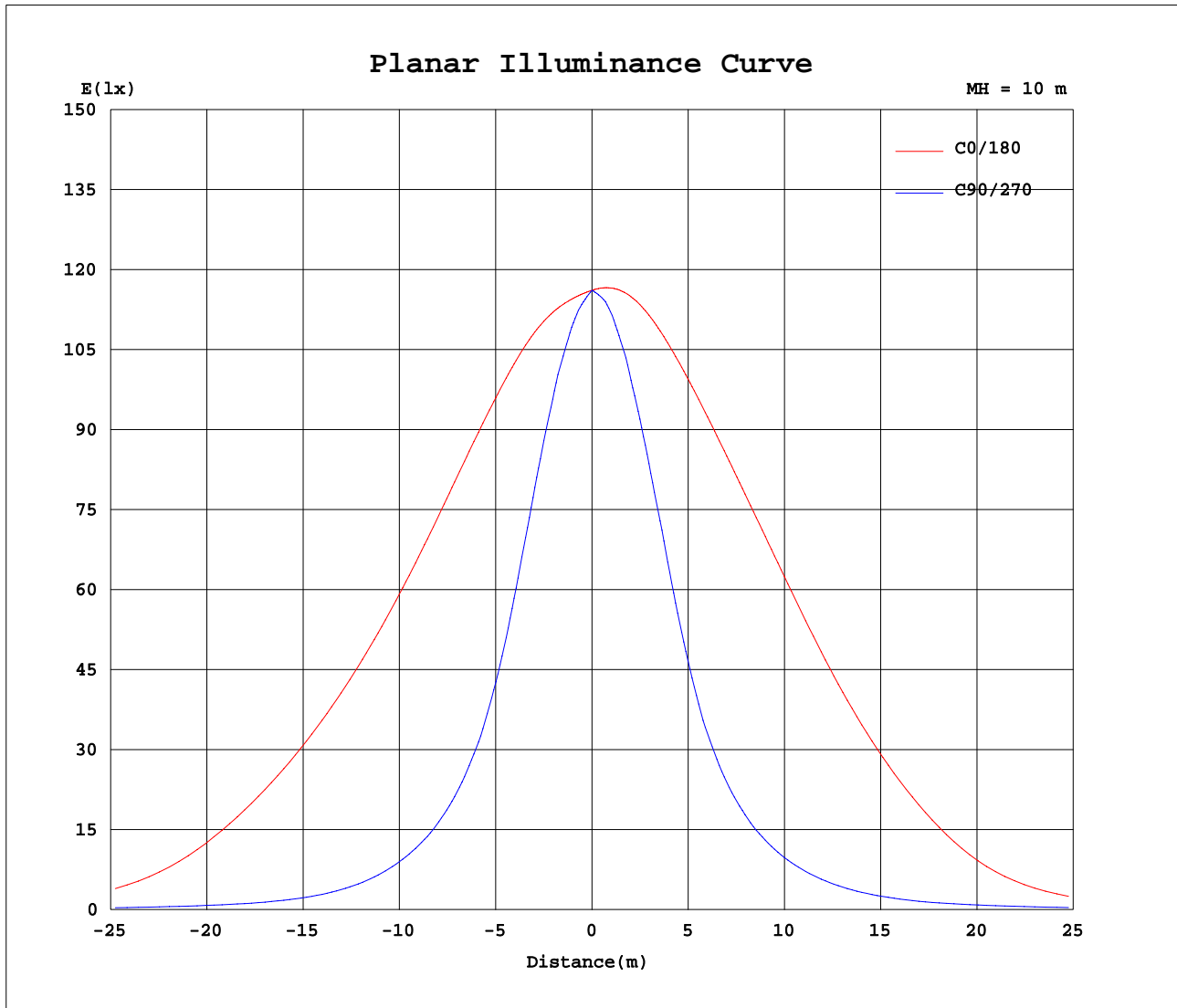
Test:U:220.8V I:1.001A P:216.0W PF:0.9770 Lamp Flux:29736.7x1 lm		
NAME: LED LINEAR HIGH BAY LIGHT	TYPE:YHL-AI2-210	WEIGHT:
SPEC.:MEAN WELL	DIM.: 5000K	SERIAL No.:20170405
MFR.:	SUR.:70Ra	PROTECTION ANGLE:



C Range: 0 - 360DEG
 C Interval: 5.0DEG
 Test Speed: HIGH
 Temperature:25DEG
 Operators:CHEN YU
 Test Date:2017-04-05

γ Range: 0 - 90DEG
 γ Interval: 0.5DEG
 Test System:EVERFINE GO-2000A_V1 SYSTEM V2.0.287
 Humidity:65.0%
 Test Distance:9.410m [K=1.0000]
 Remarks:

Planar Illuminance Curve



C Range: 0 - 360DEG
 C Interval: 5.0DEG
 Test Speed: HIGH
 Temperature: 25DEG
 Operators: CHEN YU
 Test Date: 2017-04-05

γ Range: 0 - 90DEG
 γ Interval: 0.5DEG
 Test System: EVERFINE GO-2000A_V1 SYSTEM V2.0.287
 Humidity: 65.0%
 Test Distance: 9.410m [K=1.0000]
 Remarks:

LUMINOUS DISTRIBUTION INTENSITY DATA

Test:U:220.8V I:1.001A P:216.0W PF:0.9770 Lamp Flux:29736.7x1 lm		
NAME: LED LINEAR HIGH BAY LIGHT	TYPE:YHL-AI2-210	WEIGHT:
SPEC.:MEAN WELL	DIM.: 5000K	SERIAL No.:20170405
MFR.:	SUR.:70Ra	PROTECTION ANGLE:

Table--1

UNIT: x10cd

C(DEG) γ (DEG)	0	5	10	15	20	25	30	35	40	45	50	55	60	65	70	75	80	85	90
0	1161	1161	1161	1161	1161	1161	1161	1161	1161	1161	1161	1161	1161	1161	1161	1161	1161	1161	1161
5	1161	1158	1155	1151	1148	1145	1142	1139	1136	1133	1131	1128	1126	1124	1122	1121	1121	1121	1121
10	1181	1174	1166	1159	1151	1142	1131	1121	1109	1097	1086	1077	1068	1061	1056	1052	1050	1049	1050
15	1216	1204	1192	1179	1160	1140	1117	1095	1074	1050	1026	1005	987	971	958	947	941	937	938
20	1262	1245	1227	1202	1170	1135	1100	1058	1019	982	945	910	878	851	829	813	802	796	797
25	1320	1297	1269	1227	1179	1125	1066	1008	949	891	839	790	747	711	682	661	647	640	639
30	1392	1361	1319	1257	1185	1105	1023	938	859	784	716	660	614	577	548	525	510	503	502
35	1477	1437	1373	1288	1182	1072	959	852	754	670	600	541	499	466	440	421	409	403	402
40	1572	1521	1429	1307	1169	1023	882	756	650	563	499	447	407	378	355	338	327	321	320
45	1673	1605	1486	1321	1139	960	798	658	554	472	412	365	330	304	284	270	260	255	254
50	1768	1681	1521	1313	1091	884	705	567	464	385	332	291	260	237	220	207	199	194	193
55	1813	1703	1510	1265	1012	786	605	468	370	301	252	217	192	175	161	152	146	143	142
60	1703	1579	1378	1131	876	653	479	355	270	213	177	152	135	125	117	111	108	106	105
65	1201	1119	1003	838	642	462	326	233	176	142	120	105	97.4	92.1	88.4	86.0	84.5	83.6	83.2
70	507	492	473	423	340	250	183	139	110	94.5	84.2	77.4	72.8	68.5	64.2	61.4	60.4	60.1	59.9
75	174	173	172	163	146	121	97.7	79.9	67.0	59.8	56.5	54.2	51.4	47.6	44.2	42.4	41.8	41.8	41.7
80	68.1	68.3	70.3	70.4	65.9	57.8	47.0	39.4	34.6	32.3	32.0	31.9	30.4	28.0	26.1	25.1	24.6	24.3	24.1
85	22.1	23.3	28.3	27.3	23.5	20.6	17.7	15.3	13.4	12.2	11.5	11.0	9.87	8.45	7.29	6.45	5.85	5.42	5.24
90	0.29	0.00	0.00	0.00	0.00	0.00	0.00	0.00	0.00	0.00	0.00	0.00	0.00	0.00	0.00	0.00	0.00	0.00	0.00

C Range: 0 - 360DEG
 C Interval: 5.0DEG
 Test Speed: HIGH
 Temperature:25DEG
 Operators:CHEN YU
 Test Date:2017-04-05

γ Range: 0 - 90DEG
 γ Interval: 0.5DEG
 Test System:EVERFINE GO-2000A_V1 SYSTEM V2.0.287
 Humidity:65.0%
 Test Distance:9.410m [K=1.0000]
 Remarks:

LUMINOUS DISTRIBUTION INTENSITY DATA

Test:U:220.8V I:1.001A P:216.0W PF:0.9770 Lamp Flux:29736.7x1 lm		
NAME: LED LINEAR HIGH BAY LIGHT	TYPE:YHL-AI2-210	WEIGHT:
SPEC.:MEAN WELL	DIM.: 5000K	SERIAL No.:20170405
MFR.:	SUR.:70Ra	PROTECTION ANGLE:

Table--2

UNIT: x10cd

C(DEG) γ (DEG)	95	100	105	110	115	120	125	130	135	140	145	150	155	160	165	170	175	180	185
0	1161	1161	1161	1161	1161	1161	1161	1161	1161	1161	1161	1161	1161	1161	1161	1161	1161	1161	1161
5	1122	1124	1126	1129	1132	1136	1140	1143	1147	1150	1154	1158	1162	1165	1169	1173	1176	1179	1178
10	1053	1057	1063	1070	1078	1088	1098	1110	1122	1135	1148	1159	1171	1180	1188	1196	1203	1210	1206
15	942	950	962	977	994	1013	1034	1058	1084	1110	1132	1154	1177	1197	1216	1228	1240	1251	1245
20	802	813	830	851	878	908	944	982	1022	1062	1102	1145	1180	1214	1245	1269	1286	1301	1293
25	645	658	678	704	739	780	828	881	936	996	1058	1117	1177	1232	1278	1318	1345	1366	1354
30	508	521	541	568	603	645	696	757	830	911	993	1081	1166	1248	1320	1380	1420	1448	1432
35	407	418	434	458	488	526	573	639	715	806	912	1027	1144	1259	1369	1451	1512	1547	1527
40	324	334	349	369	396	429	475	533	606	702	819	957	1110	1264	1409	1531	1617	1660	1634
45	258	265	277	295	318	347	387	441	510	603	722	877	1058	1253	1441	1608	1713	1765	1729
50	196	202	212	226	246	272	307	354	417	506	625	784	984	1210	1436	1631	1763	1819	1775
55	144	147	154	164	179	198	226	266	322	401	513	670	876	1116	1361	1567	1702	1756	1704
60	106	108	111	117	125	137	155	183	223	286	381	522	712	935	1153	1322	1422	1459	1418
65	83.4	84.1	85.5	88.0	91.8	97.2	105	121	143	180	240	339	474	626	745	803	822	825	825
70	59.6	59.5	60.8	64.2	68.2	72.0	76.3	83.0	93.2	108	137	178	232	291	327	334	327	318	336
75	41.2	41.0	41.6	43.8	47.3	50.3	52.1	53.5	56.0	64.1	76.3	91.4	108	121	126	126	122	122	128
80	23.9	23.9	24.2	25.3	27.2	28.9	29.3	29.0	29.6	32.0	36.8	43.7	51.6	56.7	58.1	55.7	53.2	52.9	56.0
85	5.30	5.58	6.03	6.71	7.63	8.63	9.29	9.51	10.2	11.3	12.8	14.3	16.3	18.3	20.6	21.3	17.9	17.8	20.6
90	0.00	0.00	0.00	0.00	0.00	0.00	0.00	0.00	0.00	0.00	0.00	0.00	0.00	0.00	0.00	0.00	0.00	0.56	0.00

C Range: 0 - 360DEG
 C Interval: 5.0DEG
 Test Speed: HIGH
 Temperature:25DEG
 Operators:CHEN YU
 Test Date:2017-04-05

γ Range: 0 - 90DEG
 γ Interval: 0.5DEG
 Test System:EVERFINE GO-2000A_V1 SYSTEM V2.0.287
 Humidity:65.0%
 Test Distance:9.410m [K=1.0000]
 Remarks:

LUMINOUS DISTRIBUTION INTENSITY DATA

Test:U:220.8V I:1.001A P:216.0W PF:0.9770 Lamp Flux:29736.7x1 lm		
NAME: LED LINEAR HIGH BAY LIGHT	TYPE:YHL-AI2-210	WEIGHT:
SPEC.:MEAN WELL	DIM.: 5000K	SERIAL No.:20170405
MFR.:	SUR.:70Ra	PROTECTION ANGLE:

Table--3

UNIT: x10cd

C(DEG) γ (DEG)	190	195	200	205	210	215	220	225	230	235	240	245	250	255	260	265	270	275	280
0	1161	1161	1161	1161	1161	1161	1161	1161	1161	1161	1161	1161	1161	1161	1161	1161	1161	1161	1161
5	1176	1174	1172	1170	1168	1165	1163	1161	1158	1156	1153	1150	1147	1145	1143	1142	1141	1140	1140
10	1202	1198	1193	1186	1177	1168	1157	1146	1135	1125	1115	1107	1100	1094	1089	1086	1084	1083	1084
15	1238	1230	1216	1198	1178	1157	1138	1114	1091	1069	1050	1033	1018	1005	995	988	984	984	988
20	1283	1264	1237	1206	1174	1134	1096	1060	1024	989	957	929	906	886	872	862	857	858	863
25	1336	1303	1261	1210	1153	1096	1039	984	933	882	836	796	763	736	717	704	698	700	708
30	1403	1350	1283	1205	1124	1041	962	883	812	750	697	653	616	587	566	552	546	548	558
35	1478	1406	1302	1191	1079	965	860	767	686	617	566	525	493	468	451	440	435	436	444
40	1563	1452	1315	1167	1015	875	752	650	571	508	459	424	396	375	360	350	346	347	355
45	1640	1488	1310	1120	938	776	648	546	472	414	372	341	318	300	287	280	276	278	284
50	1657	1479	1267	1047	844	675	547	450	382	331	295	268	249	234	224	218	215	217	222
55	1579	1391	1166	936	729	564	442	354	295	252	222	201	185	174	167	163	161	162	166
60	1320	1169	975	770	581	431	326	255	209	178	157	143	133	125	121	118	117	118	121
65	809	762	666	530	393	284	212	167	139	120	110	103	97.8	94.7	93.0	92.1	91.9	92.3	93.4
70	351	350	325	270	212	164	127	108	94.9	86.2	80.7	76.4	72.8	69.6	68.0	67.7	67.9	68.2	68.8
75	136	141	138	127	108	90.6	76.7	68.5	63.6	60.7	58.0	54.7	51.1	49.0	48.4	48.8	49.2	49.3	49.3
80	60.9	64.9	65.0	60.9	52.5	44.9	39.5	37.0	37.2	37.8	37.0	34.6	32.4	31.3	31.0	31.3	31.7	31.8	31.9
85	25.1	26.1	23.9	22.2	20.3	18.3	16.7	15.8	15.6	15.8	14.5	12.7	11.0	9.84	9.11	8.68	8.61	8.89	9.49
90	0.00	0.00	0.00	0.00	0.00	0.00	0.00	0.00	0.00	0.00	0.00	0.00	0.00	0.00	0.00	0.00	0.00	0.00	0.00

C Range: 0 - 360DEG
 C Interval: 5.0DEG
 Test Speed: HIGH
 Temperature:25DEG
 Operators:CHEN YU
 Test Date:2017-04-05

γ Range: 0 - 90DEG
 γ Interval: 0.5DEG
 Test System:EVERFINE GO-2000A_V1 SYSTEM V2.0.287
 Humidity:65.0%
 Test Distance:9.410m [K=1.0000]
 Remarks:

LUMINOUS DISTRIBUTION INTENSITY DATA

Test:U:220.8V I:1.001A P:216.0W PF:0.9770 Lamp Flux:29736.7x1 lm		
NAME: LED LINEAR HIGH BAY LIGHT	TYPE:YHL-AI2-210	WEIGHT:
SPEC.:MEAN WELL	DIM.: 5000K	SERIAL No.:20170405
MFR.:	SUR.:70Ra	PROTECTION ANGLE:

Table--4

UNIT: x10cd

C(DEG) γ (DEG)	285	290	295	300	305	310	315	320	325	330	335	340	345	350	355				
0	1161	1161	1161	1161	1161	1161	1161	1161	1161	1161	1161	1161	1161	1161	1161				
5	1140	1141	1142	1144	1146	1147	1148	1150	1151	1153	1154	1156	1157	1159	1160				
10	1086	1089	1094	1101	1108	1117	1126	1137	1147	1155	1163	1168	1172	1175	1178				
15	995	1005	1017	1032	1050	1070	1092	1115	1133	1152	1172	1188	1201	1207	1212				
20	874	890	912	938	969	1003	1039	1074	1110	1149	1179	1208	1233	1250	1257				
25	724	748	779	817	862	912	963	1018	1075	1129	1183	1230	1269	1299	1313				
30	576	602	637	680	732	794	864	942	1019	1101	1178	1250	1311	1360	1383				
35	458	481	512	551	600	669	750	841	944	1053	1162	1265	1359	1426	1467				
40	368	388	415	448	495	556	631	731	850	984	1129	1271	1397	1498	1560				
45	295	312	335	365	405	459	530	625	744	900	1074	1258	1433	1576	1656				
50	232	246	266	291	326	374	436	526	645	802	1002	1225	1447	1633	1747				
55	174	185	201	222	251	292	348	429	541	699	905	1159	1425	1652	1788				
60	126	133	144	159	180	211	256	325	425	572	775	1031	1311	1547	1686				
65	95.3	98.6	104	112	122	142	172	218	293	411	583	799	1015	1161	1217				
70	70.8	74.1	77.7	82.2	88.0	97.5	112	134	176	238	335	453	530	541	521				
75	50.1	52.6	56.4	59.8	62.6	66.1	72.2	82.6	98.9	123	155	185	196	190	179				
80	32.5	33.9	36.4	38.8	39.7	39.4	39.9	43.6	51.0	61.0	71.7	79.1	80.0	75.7	70.5				
85	10.4	11.8	13.8	16.0	17.5	17.5	18.0	19.0	21.2	24.1	27.8	31.1	33.7	31.6	24.3				
90	0.00	0.00	0.00	0.00	0.00	0.00	0.00	0.00	0.00	0.00	0.00	0.00	0.00	0.00	0.00				

C Range: 0 - 360DEG
 C Interval: 5.0DEG
 Test Speed: HIGH
 Temperature:25DEG
 Operators:CHEN YU
 Test Date:2017-04-05

γ Range: 0 - 90DEG
 γ Interval: 0.5DEG
 Test System:EVERFINE GO-2000A_V1 SYSTEM V2.0.287
 Humidity:65.0%
 Test Distance:9.410m [K=1.0000]
 Remarks: