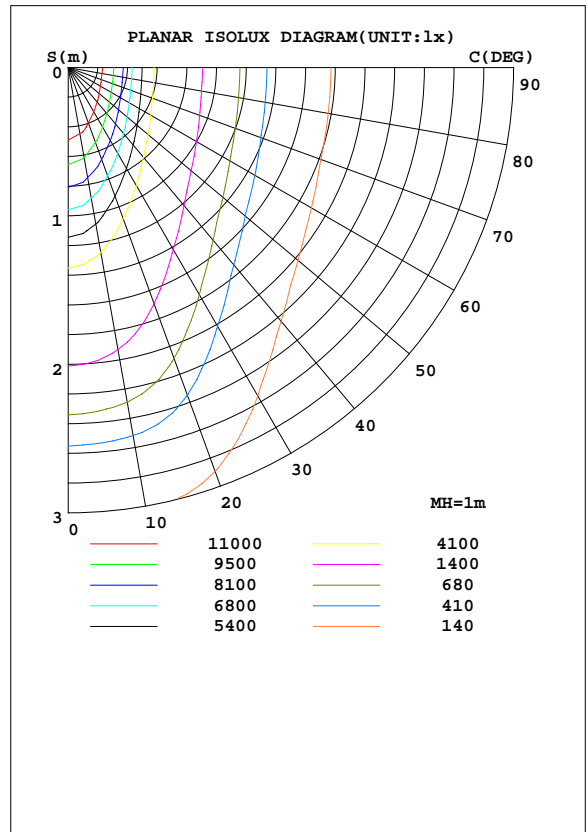
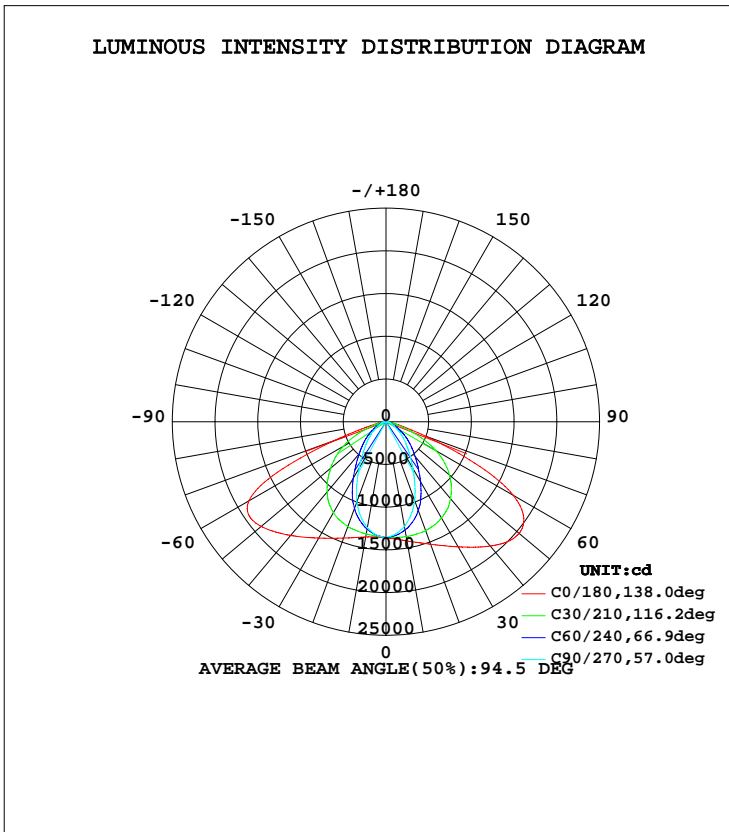


LUMINAIRE PHOTOMETRIC TEST REPORT

Test:U:221.0V I:1.122A P:243.7W PF:0.9827 Lamp Flux:34546.8x1 lm		
NAME: LED LINEAR HIGH BAY LIGHT	TYPE:YHL-AI2-240	WEIGHT:
SPEC.:MEAN WELL	DIM.: 5000K	SERIAL No.:20170314
MFR.:	SUR.:70Ra	PROTECTION ANGLE:

DATA OF LAMP		PHOTOMETRIC DATA Eff: 141.74 lm/W			
MODEL	NF2W757GRT-V1 384PCS	I _{max} (cd)	20334	S/MH(C0/180)	2.06
NOMINAL POWER(W)	240	LOR(%)	100.0	S/MH(C90/270)	0.85
RATED VOLTAGE(V)	222	TOTAL FLUX(lm)	34547	η UP, DN(C0-180)	0.0, 50.3
NOMINAL FLUX(lm)	34546.8	CIE CLASS	DIRECT	η UP, DN(C180-360)	0.0, 49.7
LAMPS INSIDE	1	η up(%)	0.0	CIBSE SHR NOM	1.00
TEST VOLTAGE(V)	221.1	η down(%)	100.0	CIBSE SHR MAX	1.05



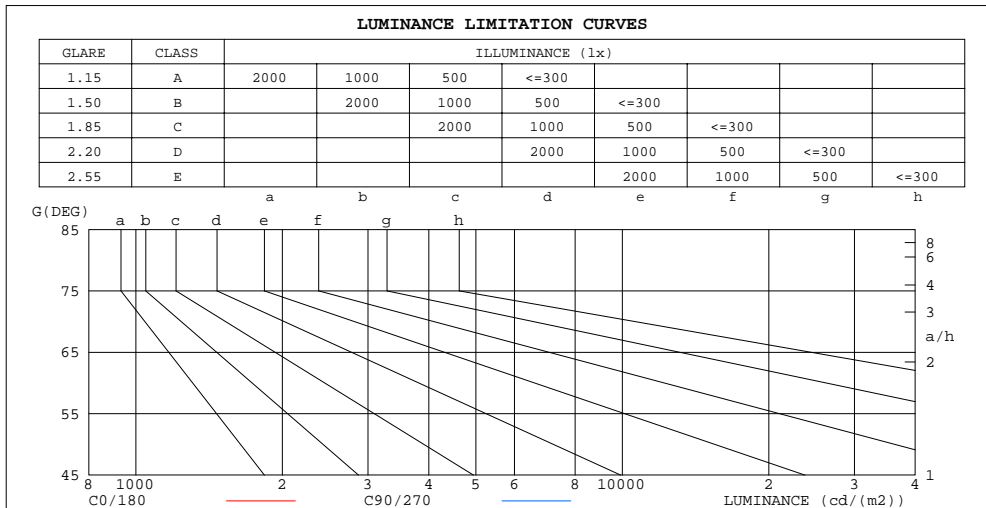
C Range: 0 - 360DEG
 C Interval: 5.0DEG
 Test Speed: HIGH
 Temperature:25DEG
 Operators:CHEN YU
 Test Date:2017-03-14

γ Range: 0 - 90DEG
 γ Interval: 0.5DEG
 Test System:EVERFINE GO-2000A_V1 SYSTEM V2.0.287
 Humidity:65.0%
 Test Distance:9.410m [K=1.0000]
 Remarks:

ZONAL FLUX DIAGRAM
AND LUMINANCE LIMITATION CURVES

ZONAL FLUX DIAGRAM:

γ	C0	C45	C90	C135	C180	C225	C270	C315	γ	Φ zone	Φ total	lum, lamp
5	1353	1336	1329	1355	1380	1347	1319	1328	0- 5	322.1	322.1	0.93,0.93
10	1370	1302	1261	1339	1416	1324	1245	1291	5- 10	951.1	1273	3.69,3.69
15	1403	1255	1147	1306	1465	1286	1130	1241	10- 15	1539	2812	8.14,8.14
20	1449	1187	1000	1249	1526	1226	983.6	1171	15- 20	2059	4871	14.1,14.1
25	1505	1093	810.1	1166	1601	1140	799.5	1076	20- 25	2482	7353	21.3,21.3
30	1572	971.8	626.1	1051	1690	1028	625.5	955.3	25- 30	2791	10144	29.4,29.4
35	1651	832.3	488.4	914.4	1792	896.1	493.9	819.8	30- 35	3005	13149	38.1,38.1
40	1737	689.7	379.7	771.7	1899	761.1	387.4	685.1	35- 40	3154	16303	47.2,47.2
45	1826	567.2	299.1	642.0	1992	637.4	306.2	568.4	40- 45	3248	19552	56.6,56.6
50	1906	455.9	229.6	523.2	2033	521.0	235.8	459.9	45- 50	3277	22829	66.1,66.1
55	1945	358.7	169.7	412.7	1969	410.7	173.2	362.9	50- 55	3202	26031	75.4,75.4
60	1854	259.4	119.6	298.1	1718	297.1	122.2	263.9	55- 60	2964	28995	83.9,83.9
65	1403	172.4	91.03	192.8	1148	193.1	93.51	174.4	60- 65	2464	31459	91.1,91.1
70	632.7	109.9	65.46	118.6	487.5	120.5	67.45	111.4	65- 70	1636	33095	95.8,95.8
75	210.5	69.35	46.58	72.49	172.2	74.69	47.78	70.29	70- 75	833.0	33928	98.2,98.2
80	79.75	39.33	28.14	39.79	70.01	40.77	29.42	39.48	75- 80	399.7	34327	99.4,99.4
85	23.41	16.06	6.671	16.16	21.66	17.55	7.461	17.30	80- 85	187.8	34515	99.9,99.9
90	0.4504	0	0	0	0.8089	0	0	0	85- 90	31.64	34547	100,100
95									90- 95			
100									95-100			
105									100-105			
110									105-110			
115									110-115			
120									115-120			
125									120-125			
130									125-130			
135									130-135			
140									135-140			
145									140-145			
150									145-150			
155									150-155			
160									155-160			
165									160-165			
170									165-170			
175									170-175			
180									175-180			
DEG	LUMINOUS INTENSITY:×10cd								UNIT:lm			



LUMINANCE cd/(m2)		
G(DEG)	C0/180	C90/270
85	134295	38272
80	229620	81034
75	406593	89977
70	924966	95692
65	1659959	107701
60	1853506	119645
55	1695483	147910
50	1482826	178578
45	1290948	211505

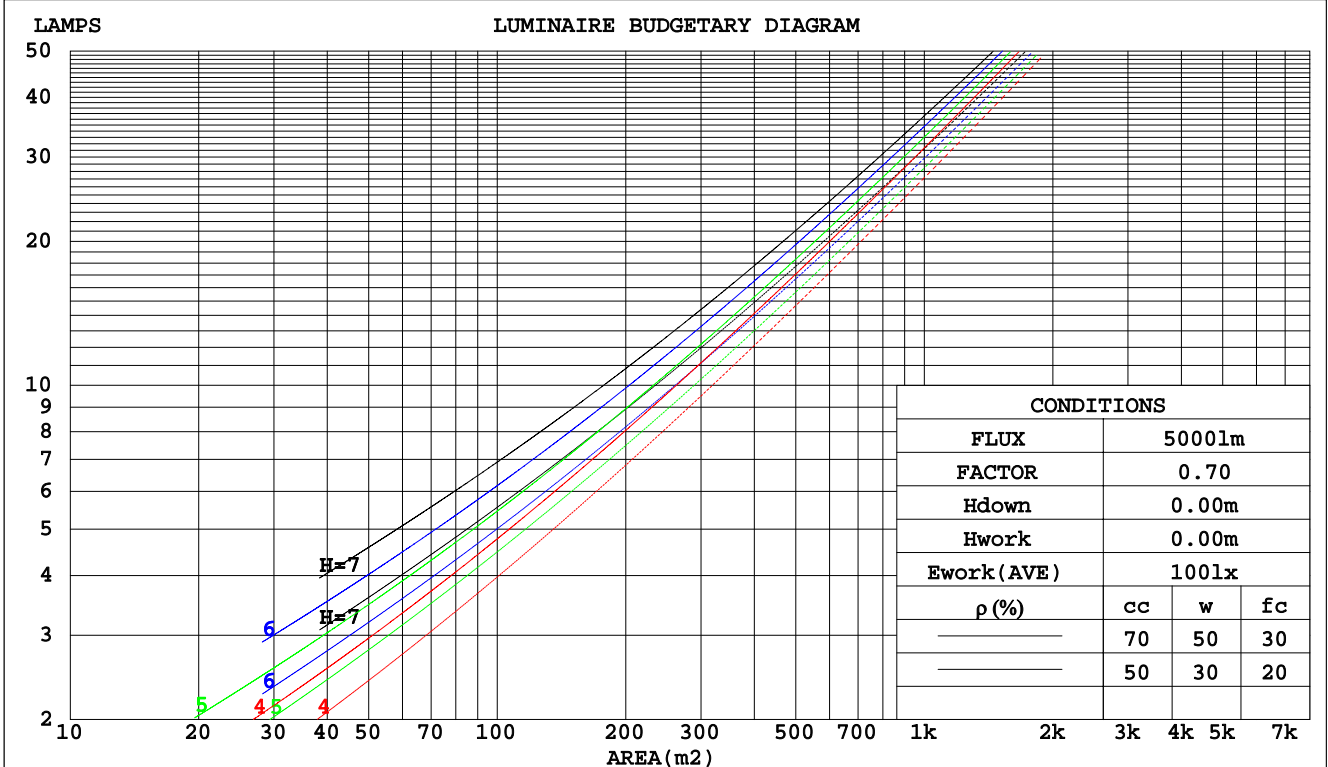
C Range: 0 - 360DEG
C Interval: 5.0DEG
Test Speed: HIGH
Temperature:25DEG
Operators:CHEN YU
Test Date:2017-03-14

γ Range: 0 - 90DEG
γ Interval: 0.5DEG
Test System:EVERFINE GO-2000A_V1 SYSTEM V2.0.287
Humidity:65.0%
Test Distance:9.410m [K=1.0000]
Remarks:

CU AND LUMINAIRE BUDGETARY ESTIMATE DIAGRAM

Test:U:221.0V I:1.122A P:243.7W PF:0.9827 Lamp Flux:34546.8x1 lm		
NAME: LED LINEAR HIGH BAY LIGHT	TYPE:YHL-AI2-240	WEIGHT:
SPEC.:MEAN WELL	DIM.: 5000K	SERIAL No.:20170314
MFR.:	SUR.:70Ra	PROTECTION ANGLE:

pcc	80%			70%			50%			30%			10%			0
pw	50%	30%	10%	50%	30%	10%	50%	30%	10%	50%	30%	10%	50%	30%	10%	0
pfc	20%			20%			20%			20%			20%			0
RCR	RCR:Room Cavity Ratio						Coefficients of Utilization(CU)									
0.0	1.19	1.19	1.19	1.16	1.16	1.16	1.11	1.11	1.11	1.06	1.06	1.06	1.02	1.02	1.02	1.00
1.0	1.05	1.02	.98	1.03	.90	.97	.99	.96	.93	.95	.93	.91	.92	.90	.88	.86
2.0	.93	.86	.81	.91	.85	.80	.87	.82	.78	.84	.80	.76	.81	.78	.75	.73
3.0	.82	.74	.68	.80	.73	.67	.77	.71	.66	.74	.69	.65	.72	.67	.64	.62
4.0	.72	.64	.58	.71	.63	.57	.69	.62	.56	.66	.60	.56	.64	.59	.55	.53
5.0	.65	.56	.50	.64	.55	.49	.62	.54	.49	.60	.53	.48	.58	.52	.48	.46
6.0	.58	.50	.43	.57	.49	.43	.56	.48	.43	.54	.47	.42	.52	.47	.42	.40
7.0	.53	.44	.38	.52	.44	.38	.51	.43	.38	.49	.43	.38	.48	.42	.37	.35
8.0	.48	.40	.34	.48	.40	.34	.46	.39	.34	.45	.38	.34	.44	.38	.33	.32
9.0	.44	.36	.31	.44	.36	.31	.43	.36	.31	.42	.35	.30	.41	.35	.30	.28
10.0	.41	.33	.28	.40	.33	.28	.39	.33	.28	.38	.32	.28	.38	.32	.27	.26



C Range: 0 - 360DEG
 C Interval: 5.0DEG
 Test Speed: HIGH
 Temperature:25DEG
 Operators:CHEN YU
 Test Date:2017-03-14

γ Range: 0 - 90DEG
 γ Interval: 0.5DEG
 Test System:EVERFINE GO-2000A_V1 SYSTEM V2.0.287
 Humidity:65.0%
 Test Distance:9.410m [K=1.0000]
 Remarks:

WEC AND CCEC

Test:U:221.0V I:1.122A P:243.7W PF:0.9827 Lamp Flux:34546.8x1 lm		
NAME: LED LINEAR HIGH BAY LIGHT	TYPE:YHL-AI2-240	WEIGHT:
SPEC.:MEAN WELL	DIM.: 5000K	SERIAL No.:20170314
MFR.:	SUR.:70Ra	PROTECTION ANGLE:

ρcc	80%			70%			50%			30%			10%			0
ρw	50%	30%	10%	50%	30%	10%	50%	30%	10%	50%	30%	10%	50%	30%	10%	0
ρfc	20%			20%			20%			20%			20%			0
RCR	RCR:Room Cavity Ratio						Wall Exitance Coefficients(WEC)									
0.0																
1.0	.279	.159	.050	.272	.155	.049	.259	.149	.047	.247	.142	.046	.236	.137	.044	
2.0	.271	.148	.046	.265	.146	.045	.253	.141	.044	.242	.136	.043	.233	.132	.041	
3.0	.255	.136	.041	.250	.134	.040	.240	.130	.039	.230	.126	.039	.221	.123	.038	
4.0	.238	.124	.036	.234	.122	.036	.225	.119	.036	.216	.116	.035	.209	.113	.035	
5.0	.222	.113	.033	.218	.112	.033	.210	.109	.032	.203	.107	.032	.196	.105	.031	
6.0	.208	.104	.030	.204	.103	.030	.197	.101	.029	.190	.099	.029	.184	.097	.029	
7.0	.194	.096	.027	.191	.095	.027	.184	.093	.027	.178	.091	.027	.173	.090	.026	
8.0	.182	.089	.025	.179	.088	.025	.173	.086	.025	.168	.085	.025	.163	.083	.024	
9.0	.171	.083	.023	.168	.082	.023	.163	.081	.023	.158	.079	.023	.154	.078	.023	
10.0	.161	.077	.021	.158	.077	.021	.154	.075	.021	.149	.074	.021	.145	.073	.021	

ρcc	80%			70%			50%			30%			10%			0
ρw	50%	30%	10%	50%	30%	10%	50%	30%	10%	50%	30%	10%	50%	30%	10%	0
ρfc	20%			20%			20%			20%			20%			0
RCR	RCR:Room Cavity Ratio						Ceiling Cavity Exitance Coefficients(CCEC)									
0.0	.190	.190	.190	.163	.163	.163	.111	.111	.111	.064	.064	.064	.020	.020	.020	
1.0	.178	.156	.137	.152	.134	.118	.104	.092	.081	.060	.053	.047	.019	.017	.015	
2.0	.169	.132	.101	.145	.114	.087	.099	.079	.061	.057	.046	.036	.018	.015	.012	
3.0	.162	.114	.076	.139	.099	.066	.095	.068	.046	.055	.040	.027	.018	.013	.009	
4.0	.154	.101	.060	.132	.087	.052	.091	.061	.037	.053	.036	.022	.017	.012	.007	
5.0	.147	.090	.048	.126	.078	.042	.087	.055	.030	.050	.032	.018	.016	.010	.006	
6.0	.140	.082	.040	.120	.071	.035	.083	.050	.025	.048	.029	.015	.016	.010	.005	
7.0	.134	.075	.034	.115	.065	.030	.079	.046	.021	.046	.027	.012	.015	.009	.004	
8.0	.127	.069	.029	.110	.060	.025	.076	.042	.018	.044	.025	.011	.014	.008	.004	
9.0	.121	.064	.026	.105	.056	.022	.072	.039	.016	.042	.023	.009	.014	.008	.003	
10.0	.116	.060	.023	.100	.052	.020	.069	.037	.014	.040	.022	.008	.013	.007	.003	

C Range: 0 - 360DEG
 C Interval: 5.0DEG
 Test Speed: HIGH
 Temperature:25DEG
 Operators:CHEN YU
 Test Date:2017-03-14

γ Range: 0 - 90DEG
 γ Interval: 0.5DEG
 Test System:EVERFINE GO-2000A_V1 SYSTEM V2.0.287
 Humidity:65.0%
 Test Distance:9.410m [K=1.0000]
 Remarks:

UGR(Unified Glare Rating) Table

Test:U:221.0V I:1.122A P:243.7W PF:0.9827 Lamp Flux:34546.8x1 lm		
NAME: LED LINEAR HIGH BAY LIGHT	TYPE:YHL-AI2-240	WEIGHT:
SPEC.:MEAN WELL	DIM.: 5000K	SERIAL No.:20170314
MFR.:	SUR.:70Ra	PROTECTION ANGLE:

ceiling/cavity	0.7	0.7	0.5	0.5	0.3	0.7	0.7	0.5	0.5	0.3
walls	0.5	0.3	0.5	0.3	0.3	0.5	0.3	0.5	0.3	0.3
working plane	0.2	0.2	0.2	0.2	0.2	0.2	0.2	0.2	0.2	0.2
Room dimensions	Viewed crosswise					Viewed endwise				
x = 2H y = 2H	40.1	41.6	40.4	41.8	42.0	27.7	29.2	28.0	29.4	29.6
3H	41.7	43.0	42.0	43.3	43.5	28.2	29.5	28.5	29.8	30.0
4H	41.8	43.0	42.1	43.3	43.5	28.4	29.7	28.7	29.9	30.2
6H	41.7	42.9	42.0	43.2	43.5	28.5	29.7	28.9	30.0	30.3
8H	41.7	42.8	42.0	43.1	43.4	28.6	29.7	28.9	30.0	30.3
12H	41.6	42.8	42.0	43.0	43.3	28.6	29.7	28.9	30.0	30.3
4H 2H	39.9	41.2	40.2	41.4	41.7	29.7	31.0	30.0	31.2	31.5
3H	41.5	42.6	41.8	42.9	43.2	30.1	31.2	30.4	31.5	31.8
4H	41.6	42.6	42.0	43.0	43.3	30.3	31.3	30.6	31.6	31.9
6H	41.6	42.5	42.0	42.9	43.2	30.4	31.3	30.8	31.7	32.0
8H	41.6	42.5	42.0	42.8	43.2	30.5	31.3	30.9	31.7	32.1
12H	41.6	42.4	42.0	42.7	43.1	30.5	31.3	30.9	31.6	32.0
8H 4H	41.5	42.3	41.9	42.7	43.1	30.8	31.7	31.3	32.0	32.4
6H	41.5	42.2	42.0	42.6	43.1	31.1	31.8	31.5	32.2	32.6
8H	41.6	42.2	42.0	42.6	43.0	31.2	31.8	31.6	32.2	32.7
12H	41.6	42.1	42.0	42.5	43.0	31.2	31.7	31.7	32.2	32.7
12H 4H	41.5	42.2	41.9	42.6	43.0	30.9	31.7	31.3	32.0	32.4
6H	41.5	42.1	42.0	42.5	43.0	31.2	31.8	31.6	32.2	32.6
8H	41.5	42.0	42.0	42.5	43.0	31.3	31.8	31.8	32.3	32.7
Variations with the observer position at spacings:										
S = 1.0H	+ 0.1 / - 0.3					+ 1.0 / - 1.3				
1.5H	+ 0.9 / - 1.4					+ 0.9 / - 1.0				
2.0H	+ 3.0 / - 4.0					+ 1.2 / - 1.6				

CIE Pub.117 Corrected 34547 lm Total Lamp Luminous Flux.(8log(F/F0) = 12.3)

C Range: 0 - 360DEG
 C Interval: 5.0DEG
 Test Speed: HIGH
 Temperature:25DEG
 Operators:CHEN YU
 Test Date:2017-03-14

γ Range: 0 - 90DEG
 γ Interval: 0.5DEG
 Test System:EVERFINE GO-2000A_V1 SYSTEM V2.0.287
 Humidity:65.0%
 Test Distance:9.410m [K=1.0000]
 Remarks:

UTILIZATION FACTORS TABLE

Test:U:221.0V I:1.122A P:243.7W PF:0.9827 Lamp Flux:34546.8x1 lm		
NAME: LED LINEAR HIGH BAY LIGHT	TYPE:YHL-AI2-240	WEIGHT:
SPEC.:MEAN WELL	DIM.: 5000K	SERIAL No.:20170314
MFR.:	SUR.:70Ra	PROTECTION ANGLE:

REFLECTANCE										
Ceiling	0.8	0.8	0.8	0.7	0.7	0.7	0.5	0.5	0.5	0
Walls	0.7	0.5	0.3	0.7	0.5	0.3	0.7	0.5	0.3	0
Working plane	0.2	0.2	0.2	0.2	0.2	0.2	0.2	0.2	0.2	0
ROOM INDEX	UTILIZATION FACTORS(PERCENT) $k(RI) \times RCR = 5$									
k = 0.60	59	47	40	58	47	40	57	46	40	34
0.80	69	58	50	68	57	50	66	56	50	43
1.00	78	67	60	77	67	60	74	68	59	52
1.25	85	75	68	84	74	68	81	73	67	60
1.50	90	81	74	88	80	74	86	78	73	65
2.00	97	89	83	95	88	82	92	86	81	73
2.50	101	93	88	99	92	87	95	89	85	77
3.00	104	98	92	102	96	91	98	93	89	81
4.00	108	102	98	105	101	97	101	97	94	86
5.00	110	105	102	107	104	100	103	100	97	88
ROOM INDEX	UF(total)									Direct
According to DIN EN 13032-2 2004			Suspended				SHRNOM = 1.25			

C Range: 0 - 360DEG
 C Interval: 5.0DEG
 Test Speed: HIGH
 Temperature:25DEG
 Operators:CHEN YU
 Test Date:2017-03-14

γ Range: 0 - 90DEG
 γ Interval: 0.5DEG
 Test System:EVERFINE GO-2000A_V1 SYSTEM V2.0.287
 Humidity:65.0%
 Test Distance:9.410m [K=1.0000]
 Remarks:

ISOCANDELA DIAGRAM

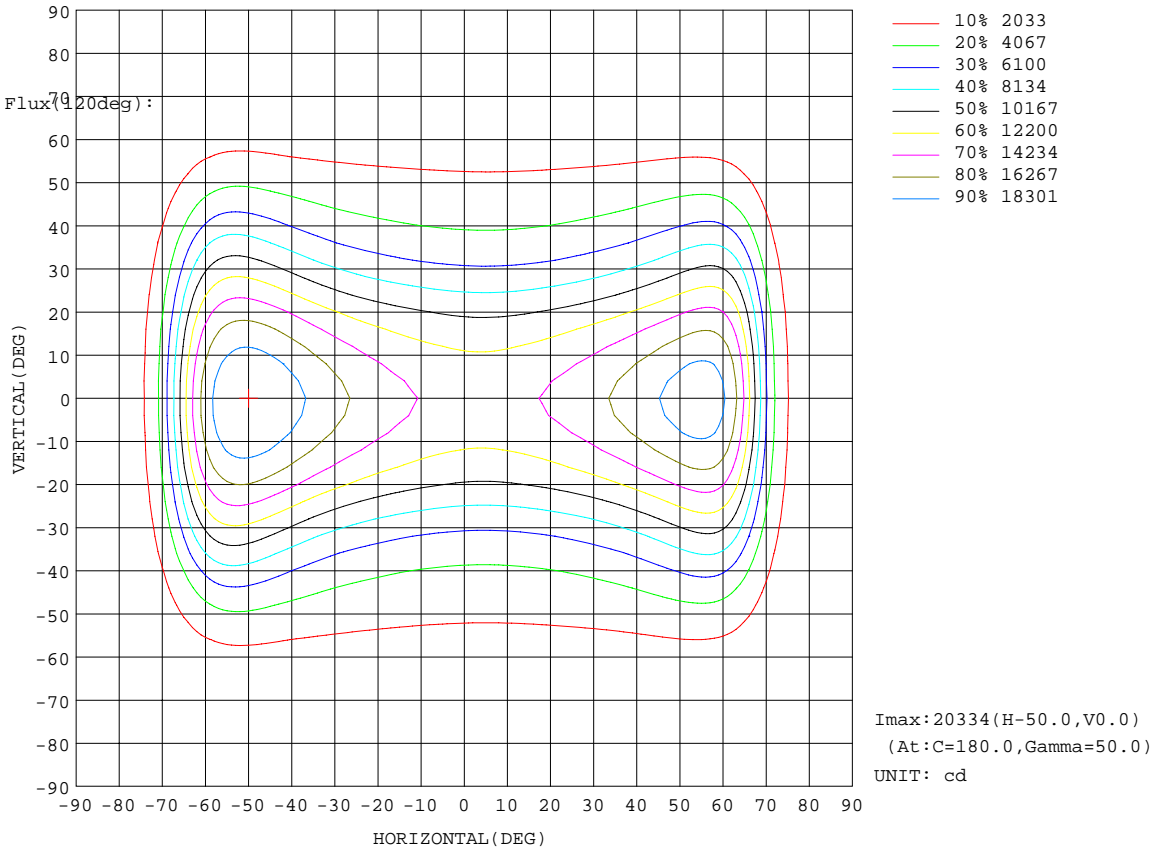
Test:U:221.0V I:1.122A P:243.7W PF:0.9827 Lamp Flux:34546.8x1 lm		
NAME: LED LINEAR HIGH BAY LIGHT	TYPE:YHL-AI2-240	WEIGHT:
SPEC.:MEAN WELL	DIM.: 5000K	SERIAL No.:20170314
MFR.:	SUR.:70Ra	PROTECTION ANGLE:

Conical surface Flux(90deg):

19552 lm
%lum = 56.6%
%lamp = 56.6%

Conical surface Flux(70deg):

28995 lm
%lum = 83.9%
%lamp = 83.9%



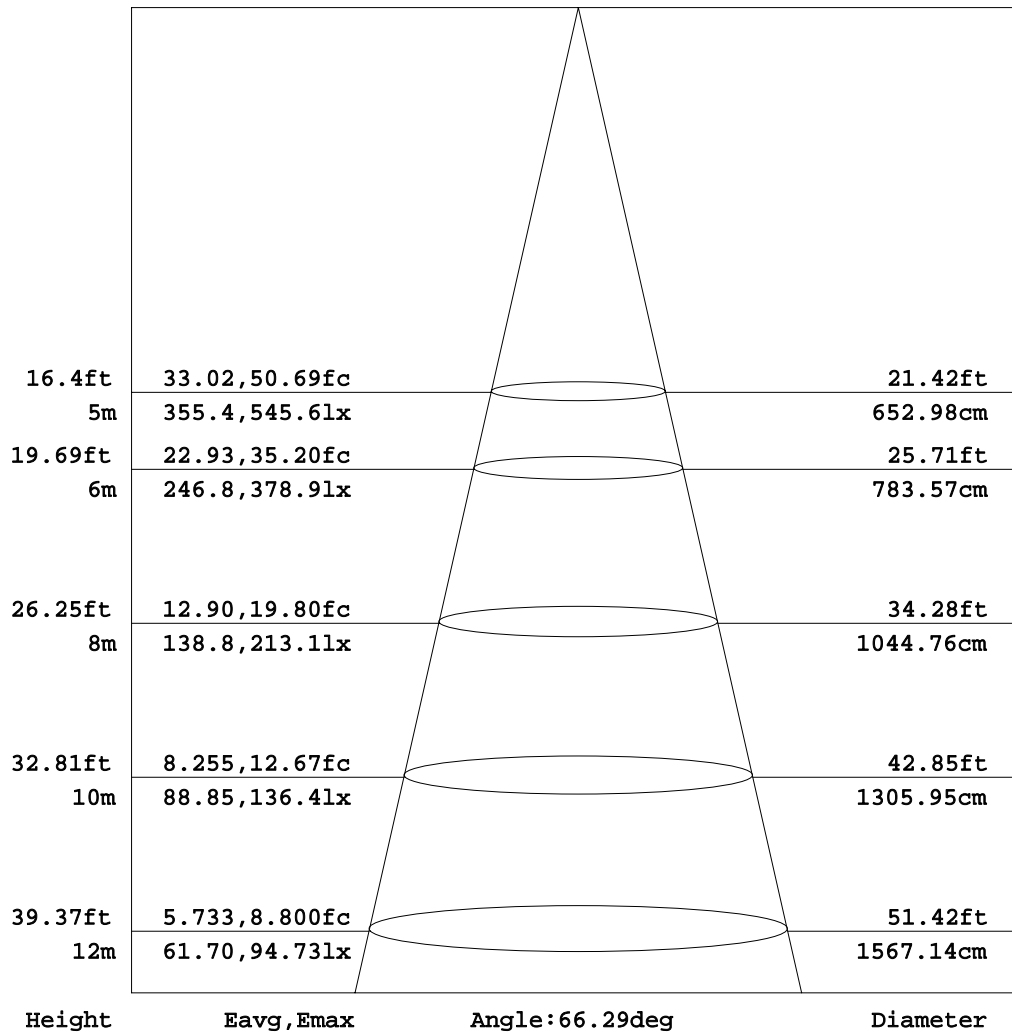
C Range: 0 - 360DEG
C Interval: 5.0DEG
Test Speed: HIGH
Temperature: 25DEG
Operators: CHEN YU
Test Date: 2017-03-14

γ Range: 0 - 90DEG
γ Interval: 0.5DEG
Test System: EVERFINE GO-2000A_V1 SYSTEM V2.0.287
Humidity: 65.0%
Test Distance: 9.410m [K=1.0000]
Remarks:

AAI Figure

Test:U:221.0V I:1.122A P:243.7W PF:0.9827 Lamp Flux:34546.8x1 lm		
NAME: LED LINEAR HIGH BAY LIGHT	TYPE:YHL-AI2-240	WEIGHT:
SPEC.:MEAN WELL	DIM.: 5000K	SERIAL No.:20170314
MFR.:	SUR.:70Ra	PROTECTION ANGLE:

Flux out:12229 lm



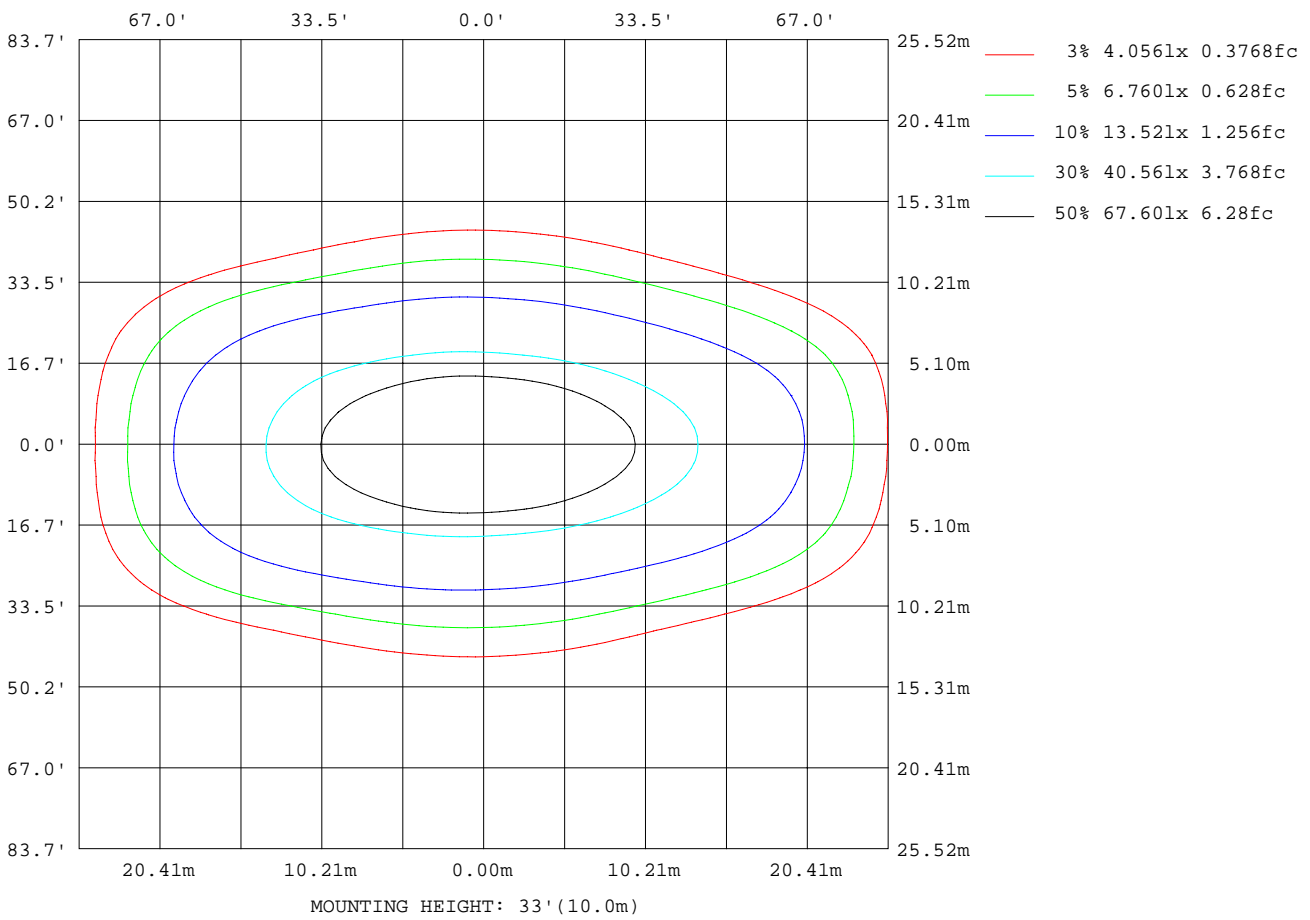
Note:The Curves indicate the illuminated area and the average illumination when the luminaire is at different distance.

C Range: 0 - 360DEG
 C Interval: 5.0DEG
 Test Speed: HIGH
 Temperature:25DEG
 Operators:CHEN YU
 Test Date:2017-03-14

γ Range: 0 - 90DEG
 γ Interval: 0.5DEG
 Test System:EVERFINE GO-2000A_V1 SYSTEM V2.0.287
 Humidity:65.0%
 Test Distance:9.410m [K=1.0000]
 Remarks:

ISOLUX DIAGRAM

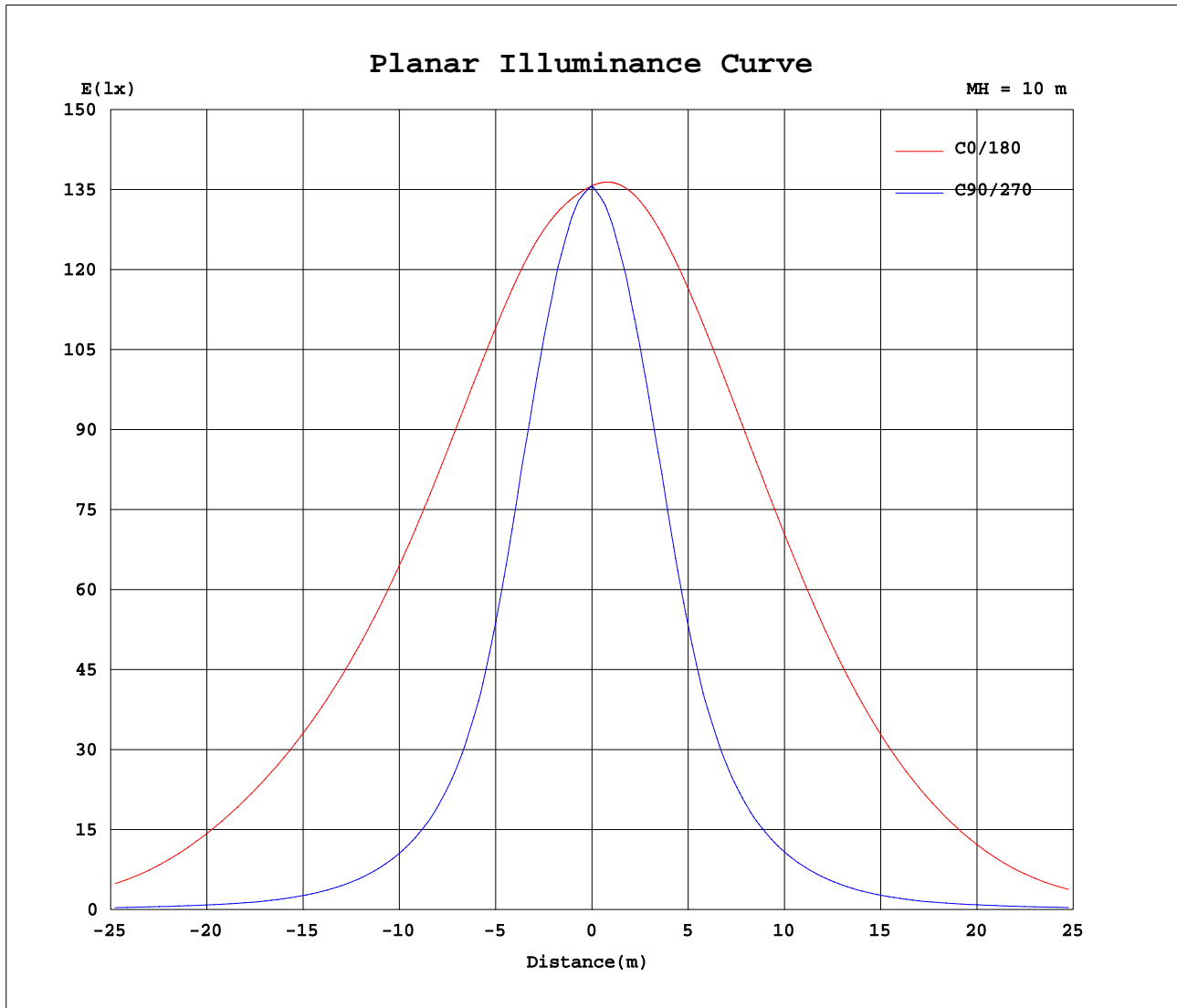
Test:U:221.0V I:1.122A P:243.7W PF:0.9827 Lamp Flux:34546.8x1 lm		
NAME: LED LINEAR HIGH BAY LIGHT	TYPE:YHL-AI2-240	WEIGHT:
SPEC.:MEAN WELL	DIM.: 5000K	SERIAL No.:20170314
MFR.:	SUR.:70Ra	PROTECTION ANGLE:



C Range: 0 - 360DEG
 C Interval: 5.0DEG
 Test Speed: HIGH
 Temperature:25DEG
 Operators:CHEN YU
 Test Date:2017-03-14

γ Range: 0 - 90DEG
 γ Interval: 0.5DEG
 Test System:EVERFINE GO-2000A_V1 SYSTEM V2.0.287
 Humidity:65.0%
 Test Distance:9.410m [K=1.0000]
 Remarks:

Planar Illuminance Curve



C Range: 0 - 360DEG
 C Interval: 5.0DEG
 Test Speed: HIGH
 Temperature: 25DEG
 Operators: CHEN YU
 Test Date: 2017-03-14

γ Range: 0 - 90DEG
 γ Interval: 0.5DEG
 Test System: EVERFINE GO-2000A_V1 SYSTEM V2.0.287
 Humidity: 65.0%
 Test Distance: 9.410m [K=1.0000]
 Remarks:

LUMINOUS DISTRIBUTION INTENSITY DATA

Test:U:221.0V I:1.122A P:243.7W PF:0.9827 Lamp Flux:34546.8x1 lm		
NAME: LED LINEAR HIGH BAY LIGHT	TYPE:YHL-AI2-240	WEIGHT:
SPEC.:MEAN WELL	DIM.: 5000K	SERIAL No.:20170314
MFR.:	SUR.:70Ra	PROTECTION ANGLE:

Table--1

UNIT: x10cd

C(DEG) γ (DEG)	0	5	10	15	20	25	30	35	40	45	50	55	60	65	70	75	80	85	90
0	1357	1357	1357	1357	1357	1357	1357	1357	1357	1357	1357	1357	1357	1357	1357	1357	1357	1357	1357
5	1353	1351	1349	1347	1345	1343	1341	1339	1337	1336	1334	1333	1331	1329	1328	1327	1327	1328	1329
10	1370	1365	1361	1356	1350	1343	1334	1325	1314	1302	1292	1283	1275	1269	1264	1261	1259	1259	1261
15	1403	1396	1388	1379	1363	1344	1321	1300	1279	1255	1232	1211	1193	1177	1165	1155	1148	1146	1147
20	1449	1439	1427	1406	1375	1342	1307	1265	1225	1187	1149	1113	1080	1052	1030	1014	1003	999	1000
25	1505	1491	1472	1434	1388	1334	1275	1215	1153	1093	1038	984	934	893	859	834	818	810	810
30	1572	1556	1524	1466	1396	1316	1231	1142	1058	972	894	827	769	721	683	655	636	626	626
35	1651	1630	1578	1500	1395	1282	1164	1045	933	832	744	667	613	569	536	511	496	488	488
40	1737	1710	1633	1518	1380	1227	1072	928	799	690	607	539	488	451	422	401	387	380	380
45	1826	1789	1689	1529	1342	1148	964	799	671	567	491	431	388	357	333	316	305	299	299
50	1906	1858	1719	1515	1281	1051	844	679	553	456	391	342	305	278	258	244	235	230	230
55	1945	1879	1710	1463	1189	932	721	558	442	359	300	258	229	208	192	180	174	170	170
60	1854	1776	1587	1326	1041	784	580	433	330	259	215	183	161	146	135	128	123	120	120
65	1403	1344	1220	1033	803	585	415	295	219	172	142	121	110	103	97.4	94.0	92.1	91.2	91.0
70	633	625	615	567	467	341	242	176	132	110	94.9	85.3	79.5	74.8	70.5	67.2	65.8	65.5	65.5
75	210	213	220	217	197	161	124	97.9	79.8	69.3	63.7	60.0	56.6	52.7	49.0	47.0	46.4	46.5	46.6
80	79.7	80.7	86.6	89.8	85.4	74.8	60.6	50.2	43.1	39.3	38.0	37.3	35.5	32.6	30.2	28.8	28.3	28.2	28.1
85	23.4	26.5	33.1	34.3	30.7	26.8	23.3	20.4	17.9	16.1	14.9	14.4	12.8	10.8	9.20	8.02	7.25	6.81	6.67
90	0.45	0.00	0.00	0.00	0.00	0.00	0.00	0.00	0.00	0.00	0.00	0.00	0.00	0.00	0.00	0.00	0.00	0.00	0.00

C Range: 0 - 360DEG
 C Interval: 5.0DEG
 Test Speed: HIGH
 Temperature:25DEG
 Operators:CHEN YU
 Test Date:2017-03-14

γ Range: 0 - 90DEG
 γ Interval: 0.5DEG
 Test System:EVERFINE GO-2000A_V1 SYSTEM V2.0.287
 Humidity:65.0%
 Test Distance:9.410m [K=1.0000]
 Remarks:

LUMINOUS DISTRIBUTION INTENSITY DATA

Test:U:221.0V I:1.122A P:243.7W PF:0.9827 Lamp Flux:34546.8x1 lm		
NAME: LED LINEAR HIGH BAY LIGHT	TYPE:YHL-AI2-240	WEIGHT:
SPEC.:MEAN WELL	DIM.: 5000K	SERIAL No.:20170314
MFR.:	SUR.:70Ra	PROTECTION ANGLE:

Table--3

UNIT: x10cd

C(DEG) γ (DEG)	190	195	200	205	210	215	220	225	230	235	240	245	250	255	260	265	270	275	280
0	1357	1357	1357	1357	1357	1357	1357	1357	1357	1357	1357	1357	1357	1357	1357	1357	1357	1357	1357
5	1373	1370	1366	1362	1358	1354	1351	1347	1343	1339	1335	1331	1328	1325	1322	1320	1319	1318	1318
10	1402	1394	1386	1376	1364	1352	1338	1324	1310	1298	1286	1276	1267	1259	1253	1248	1245	1244	1244
15	1443	1430	1410	1388	1363	1338	1314	1286	1259	1233	1211	1191	1173	1157	1144	1136	1130	1129	1132
20	1494	1468	1434	1396	1358	1311	1268	1226	1184	1143	1106	1073	1044	1021	1003	991	984	982	987
25	1553	1510	1459	1399	1335	1270	1204	1140	1082	1022	968	920	880	848	824	808	800	799	806
30	1622	1558	1481	1393	1301	1208	1119	1028	945	872	809	756	712	678	651	634	626	626	634
35	1696	1610	1495	1374	1250	1124	1004	896	801	719	658	608	568	537	516	501	494	494	500
40	1769	1646	1499	1340	1175	1020	881	761	667	590	531	488	453	426	407	394	387	387	394
45	1830	1665	1478	1277	1082	904	757	637	548	478	426	389	359	337	321	311	306	306	311
50	1831	1640	1418	1187	970	783	636	521	441	380	335	303	279	261	248	240	236	236	241
55	1748	1544	1303	1059	836	653	513	411	339	287	251	225	205	191	182	176	173	174	177
60	1520	1334	1112	882	673	505	382	297	240	201	174	156	143	133	127	124	122	123	125
65	1068	970	821	641	474	341	251	193	156	130	118	109	102	97.8	95.4	94.0	93.5	93.6	94.4
70	516	506	451	358	268	198	147	120	103	91.1	84.2	78.8	74.0	70.0	68.0	67.5	67.4	67.5	67.8
75	191	196	186	164	133	106	86.6	74.7	67.9	63.5	59.8	55.4	51.0	48.3	47.4	47.5	47.8	47.7	47.6
80	79.9	84.3	83.1	76.0	63.9	52.8	45.0	40.8	39.7	39.4	37.8	34.6	31.6	29.8	29.2	29.3	29.4	29.4	29.5
85	32.4	34.9	32.1	28.7	25.5	22.2	19.4	17.5	16.6	16.2	14.5	12.2	10.3	8.92	8.07	7.60	7.46	7.63	8.16
90	0.00	0.00	0.00	0.00	0.00	0.00	0.00	0.00	0.00	0.00	0.00	0.00	0.00	0.00	0.00	0.00	0.00	0.00	0.00

C Range: 0 - 360DEG
 C Interval: 5.0DEG
 Test Speed: HIGH
 Temperature:25DEG
 Operators:CHEN YU
 Test Date:2017-03-14

γ Range: 0 - 90DEG
 γ Interval: 0.5DEG
 Test System:EVERFINE GO-2000A_V1 SYSTEM V2.0.287
 Humidity:65.0%
 Test Distance:9.410m [K=1.0000]
 Remarks:

LUMINOUS DISTRIBUTION INTENSITY DATA

Test:U:221.0V I:1.122A P:243.7W PF:0.9827 Lamp Flux:34546.8x1 lm		
NAME: LED LINEAR HIGH BAY LIGHT	TYPE:YHL-AI2-240	WEIGHT:
SPEC.:MEAN WELL	DIM.: 5000K	SERIAL No.:20170314
MFR.:	SUR.:70Ra	PROTECTION ANGLE:

Table--4

UNIT: x10cd

C(DEG) γ (DEG)	285	290	295	300	305	310	315	320	325	330	335	340	345	350	355				
0	1357	1357	1357	1357	1357	1357	1357	1357	1357	1357	1357	1357	1357	1357	1357				
5	1318	1319	1320	1322	1324	1326	1328	1331	1333	1336	1339	1341	1344	1347	1350				
10	1246	1250	1255	1262	1270	1280	1291	1303	1314	1325	1335	1344	1351	1357	1364				
15	1138	1149	1161	1177	1195	1217	1241	1266	1287	1310	1333	1354	1372	1383	1394				
20	997	1013	1036	1063	1096	1133	1171	1210	1250	1293	1329	1364	1396	1419	1435				
25	822	846	878	919	967	1021	1076	1137	1199	1259	1319	1374	1421	1461	1486				
30	652	678	714	759	814	879	955	1040	1124	1213	1298	1378	1449	1510	1548				
35	515	538	571	612	663	736	820	917	1027	1144	1260	1373	1478	1561	1620				
40	408	428	456	493	542	607	685	788	911	1050	1202	1353	1492	1612	1698				
45	322	340	364	395	437	495	568	666	785	941	1118	1309	1497	1662	1774				
50	250	265	285	311	348	397	460	552	669	823	1018	1242	1477	1688	1842				
55	184	196	212	234	264	306	363	442	551	702	899	1146	1422	1679	1865				
60	130	138	149	164	186	219	264	331	428	565	757	1005	1295	1571	1772				
65	96.2	99.5	105	112	123	144	174	221	293	406	568	785	1030	1237	1361				
70	69.3	72.7	76.8	81.4	87.3	96.7	111	133	176	239	338	467	584	637	639				
75	48.3	50.5	54.4	58.3	61.5	64.8	70.3	80.6	98.4	125	161	200	223	227	218				
80	30.1	31.6	34.2	37.1	38.6	38.6	39.5	43.2	50.5	61.3	75.5	86.7	91.9	89.2	82.8				
85	9.05	10.4	12.2	14.5	16.2	16.5	17.3	19.0	21.5	24.6	27.9	31.7	35.6	34.1	26.4				
90	0.00	0.00	0.00	0.00	0.00	0.00	0.00	0.00	0.00	0.00	0.00	0.00	0.00	0.00	0.00				

C Range: 0 - 360DEG
 C Interval: 5.0DEG
 Test Speed: HIGH
 Temperature:25DEG
 Operators:CHEN YU
 Test Date:2017-03-14

γ Range: 0 - 90DEG
 γ Interval: 0.5DEG
 Test System:EVERFINE GO-2000A_V1 SYSTEM V2.0.287
 Humidity:65.0%
 Test Distance:9.410m [K=1.0000]
 Remarks: