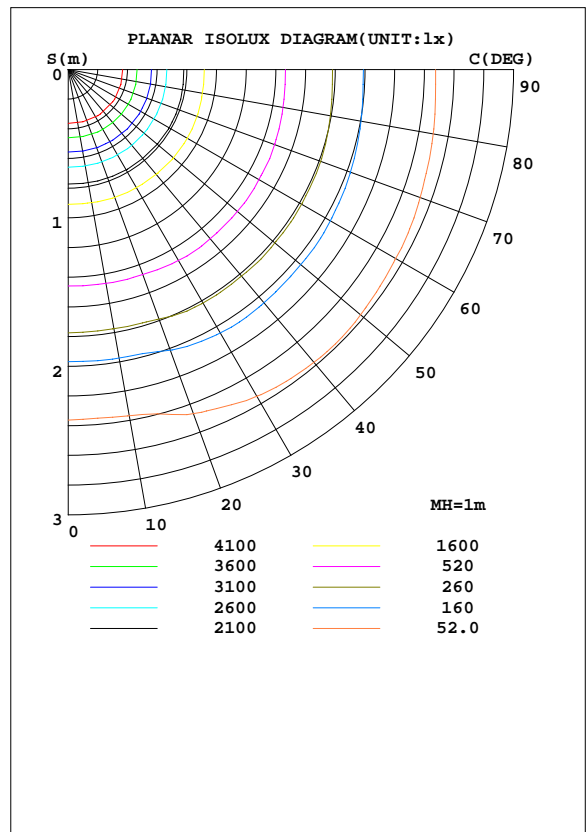
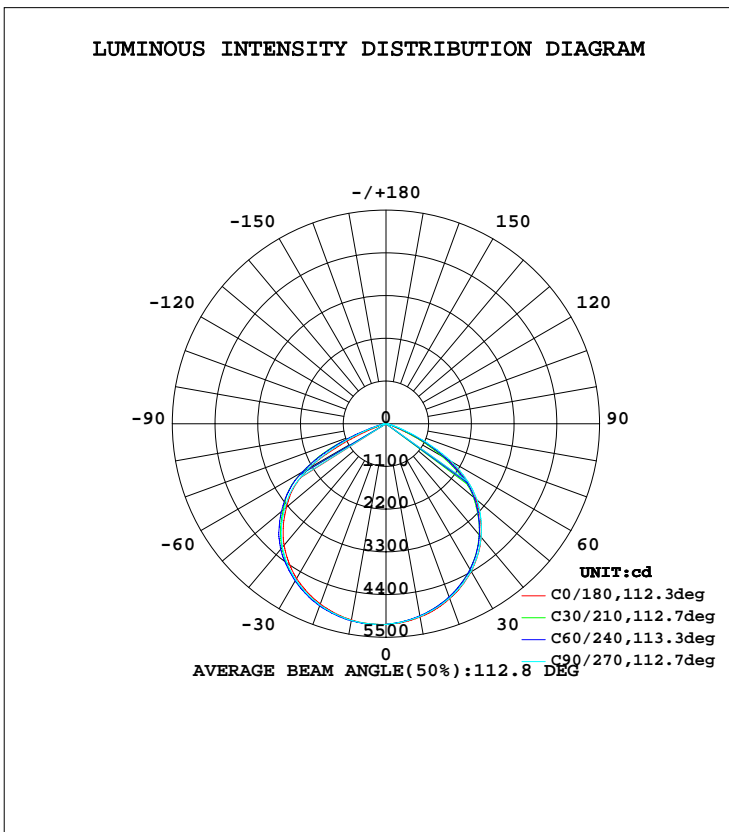


LUMINAIRE PHOTOMETRIC TEST REPORT

Test:U:221.8V I:0.4568A P:99.87W PF:0.9855 Lamp Flux:13441.6x1 lm		
NAME: LED HIGH BAY LIGHTT	TYPE:YHL-ID-100-HB-VD	WEIGHT:
SPEC.:MEAN WELL	DIM.: 5000K	SERIAL No.:20161227
MFR.:	SUR.:70Ra	PROTECTION ANGLE:

DATA OF LAMP		PHOTOMETRIC DATA Eff: 134.59 lm/W			
MODEL	NF2W757GRT-V1 120PCS	Imax(cd)	5177	S/MH(C0/180)	1.26
NOMINAL POWER(W)	100	LOR(%)	100.0	S/MH(C90/270)	1.26
RATED VOLTAGE(V)	222	TOTAL FLUX(lm)	13442	η UP, DN(C0-180)	0.0, 51.8
NOMINAL FLUX(lm)	13441.6	CIE CLASS	DIRECT	η UP, DN(C180-360)	0.0, 48.2
LAMPS INSIDE	1	η up(%)	0.0	CIBSE SHR NOM	1.25
TEST VOLTAGE(V)	221.1	η down(%)	100.0	CIBSE SHR MAX	1.35



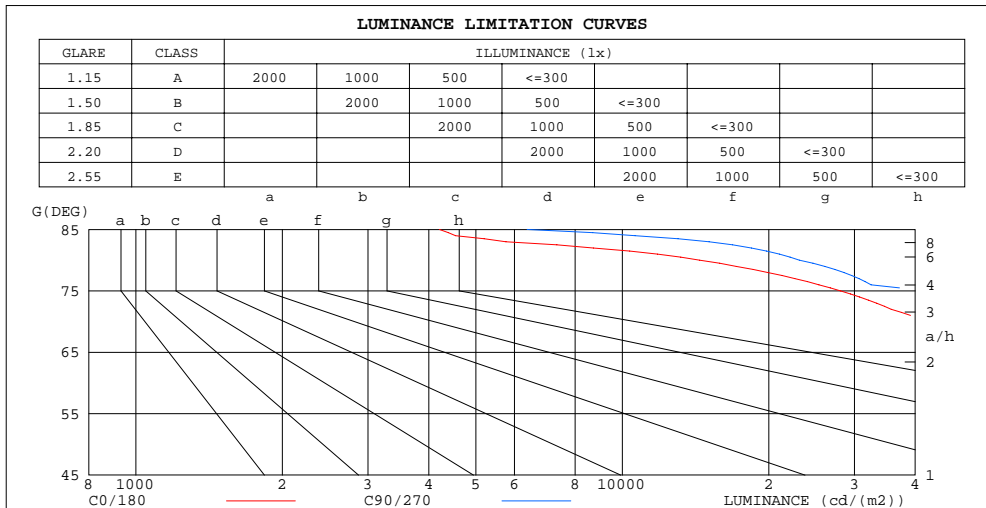
C Range: 0 - 360DEG
 C Interval: 5.0DEG
 Test Speed: HIGH
 Temperature:25DEG
 Operators:CHEN YU
 Test Date:2016-12-27

γ Range: 0 - 90DEG
 γ Interval: 0.5DEG
 Test System:EVERFINE GO-2000A_V1 SYSTEM V2.0.287
 Humidity:65.0%
 Test Distance:9.410m [K=1.0000]
 Remarks:

ZONAL FLUX DIAGRAM
AND LUMINANCE LIMITATION CURVES

ZONAL FLUX DIAGRAM:

γ	C0	C45	C90	C135	C180	C225	C270	C315	γ	Φ zone	Φ total	lum, lamp
5	5166	5173	5169	5148	5130	5110	5116	5137	0- 5	123.2	123.2	0.92,0.92
10	5129	5149	5144	5097	5054	5023	5039	5074	5- 10	366.0	489.2	3.64,3.64
15	5054	5090	5071	5011	4943	4901	4923	4983	10- 15	598.1	1087	8.09,8.09
20	4942	4986	4971	4887	4793	4743	4779	4852	15- 20	812.8	1900	14.1,14.1
25	4789	4848	4824	4722	4608	4550	4598	4689	20- 25	1004	2904	21.6,21.6
30	4601	4672	4644	4524	4388	4321	4382	4490	25- 30	1165	4069	30.3,30.3
35	4363	4453	4421	4287	4123	4052	4117	4249	30- 35	1290	5359	39.9,39.9
40	4082	4194	4152	3996	3808	3728	3812	3967	35- 40	1372	6731	50.1,50.1
45	3739	3904	3809	3630	3441	3355	3455	3619	40- 45	1404	8136	60.5,60.5
50	3345	3532	3408	3211	3031	2948	3069	3239	45- 50	1381	9517	70.8,70.8
55	2919	3095	2950	2747	2523	2400	2559	2792	50- 55	1301	10818	80.5,80.5
60	2296	2522	2324	1946	1777	1719	1950	2129	55- 60	1122	11940	88.8,88.8
65	1289	1733	1474	1135	900.7	981.4	1173	1393	60- 65	813.3	12754	94.9,94.9
70	373.4	895.3	658.7	465.5	240.1	390.9	503.5	631.4	65- 70	438.4	13192	98.1,98.1
75	145.4	245.0	214.9	156.6	122.0	155.4	196.4	203.2	70- 75	164.9	13357	99.4,99.4
80	50.09	81.51	80.31	56.21	37.80	61.69	83.58	83.36	75- 80	62.70	13420	99.8,99.8
85	7.331	13.28	11.11	10.97	7.447	13.62	18.15	20.44	80- 85	19.96	13440	100,100
90	0.5058	0	0	0	2.313	0	0	0	85- 90	1.810	13442	100,100
95									90- 95			
100									95-100			
105									100-105			
110									105-110			
115									110-115			
120									115-120			
125									120-125			
130									125-130			
135									130-135			
140									135-140			
145									140-145			
150									145-150			
155									150-155			
160									155-160			
165									160-165			
170									165-170			
175									170-175			
180									175-180			
DEG	LUMINOUS INTENSITY:cd									UNIT:lm		



LUMINANCE cd/(m2)		
G(DEG)	C0/180	C90/270
85	4206	6373
80	14423	23124
75	28092	41509
70	54590	96302
65	152550	174337
60	229572	232433
55	254460	257147
50	260199	265109
45	264419	269354

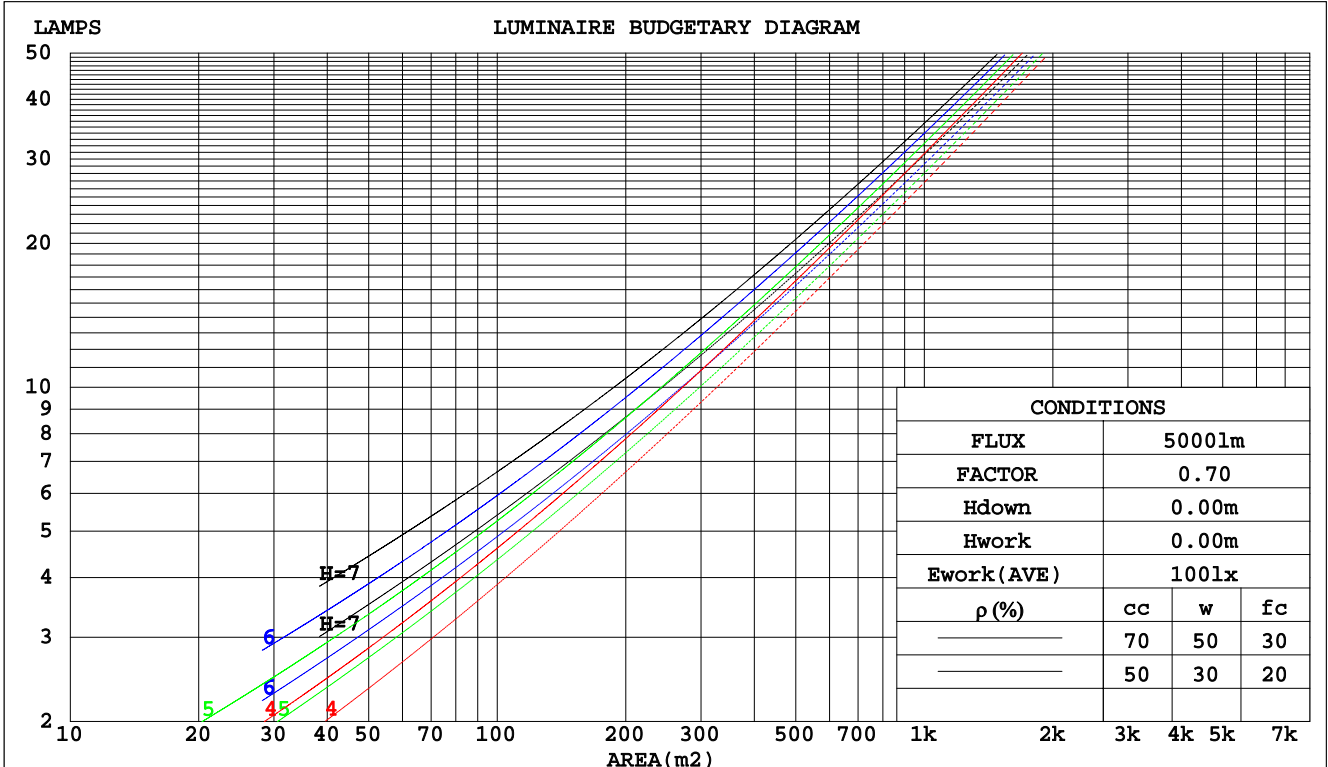
C Range: 0 - 360DEG
C Interval: 5.0DEG
Test Speed: HIGH
Temperature:25DEG
Operators:CHEN YU
Test Date:2016-12-27

γ Range: 0 - 90DEG
γ Interval: 0.5DEG
Test System:EVERFINE GO-2000A_V1 SYSTEM V2.0.287
Humidity:65.0%
Test Distance:9.410m [K=1.0000]
Remarks:

CU AND LUMINAIRE BUDGETARY ESTIMATE DIAGRAM

Test:U:221.8V I:0.4568A P:99.87W PF:0.9855 Lamp Flux:13441.6x1 lm		
NAME: LED HIGH BAY LIGHTT	TYPE:YHL-ID-100-HB-VD	WEIGHT:
SPEC.:MEAN WELL	DIM.: 5000K	SERIAL No.:20161227
MFR.:	SUR.:70Ra	PROTECTION ANGLE:

pcc	80%			70%			50%			30%			10%			0
	50%	30%	10%	50%	30%	10%	50%	30%	10%	50%	30%	10%	50%	30%	10%	0
pw																
pfc																
RCR	RCR:Room Cavity Ratio															
	Coefficients of Utilization(CU)															
0.0	1.19	1.19	1.19	1.16	1.16	1.16	1.11	1.11	1.11	1.06	1.06	1.06	1.02	1.02	1.02	1.00
1.0	1.06	1.03	.00	1.04	1.01	.98	1.00	.97	.95	.96	.94	.92	.93	.91	.89	.87
2.0	.94	.88	.83	.92	.87	.82	.89	.84	.80	.86	.82	.78	.83	.80	.77	.75
3.0	.83	.76	.70	.82	.75	.70	.79	.73	.68	.76	.71	.67	.74	.70	.66	.64
4.0	.74	.66	.60	.73	.65	.60	.71	.64	.59	.68	.63	.58	.66	.61	.57	.55
5.0	.67	.58	.52	.65	.58	.52	.63	.56	.51	.61	.55	.50	.60	.54	.50	.48
6.0	.60	.51	.45	.59	.51	.45	.57	.50	.45	.56	.49	.44	.54	.48	.44	.42
7.0	.54	.46	.40	.54	.46	.40	.52	.45	.40	.51	.44	.39	.49	.44	.39	.37
8.0	.50	.41	.36	.49	.41	.36	.48	.40	.35	.46	.40	.35	.45	.39	.35	.33
9.0	.45	.38	.32	.45	.37	.32	.44	.37	.32	.43	.36	.32	.42	.36	.32	.30
10.0	.42	.34	.29	.41	.34	.29	.40	.34	.29	.40	.33	.29	.39	.33	.29	.27



C Range: 0 - 360DEG
 C Interval: 5.0DEG
 Test Speed: HIGH
 Temperature:25DEG
 Operators:CHEN YU
 Test Date:2016-12-27

γ Range: 0 - 90DEG
 γ Interval: 0.5DEG
 Test System:EVERFINE GO-2000A_V1 SYSTEM V2.0.287
 Humidity:65.0%
 Test Distance:9.410m [K=1.0000]
 Remarks:

WEC AND CCEC

Test:U:221.8V I:0.4568A P:99.87W PF:0.9855 Lamp Flux:13441.6x1 lm		
NAME: LED HIGH BAY LIGHTT	TYPE:YHL-ID-100-HB-VD	WEIGHT:
SPEC.:MEAN WELL	DIM.: 5000K	SERIAL No.:20161227
MFR.:	SUR.:70Ra	PROTECTION ANGLE:

ρcc	80%			70%			50%			30%			10%			0
ρw	50%	30%	10%	50%	30%	10%	50%	30%	10%	50%	30%	10%	50%	30%	10%	0
ρfc	20%			20%			20%			20%			20%			0
RCR	RCR:Room Cavity Ratio						Wall Exitance Coefficients(WEC)									
0.0																
1.0	.259	.148	.047	.253	.144	.046	.240	.137	.044	.228	.131	.042	.217	.126	.040	
2.0	.255	.140	.043	.249	.137	.042	.238	.132	.041	.227	.128	.040	.218	.123	.039	
3.0	.243	.130	.039	.238	.128	.038	.228	.124	.038	.219	.120	.037	.210	.116	.036	
4.0	.230	.119	.035	.225	.118	.035	.216	.115	.034	.208	.112	.034	.200	.109	.033	
5.0	.216	.110	.032	.211	.109	.032	.204	.106	.031	.196	.103	.031	.189	.101	.030	
6.0	.202	.101	.029	.199	.100	.029	.192	.098	.029	.185	.096	.028	.179	.094	.028	
7.0	.190	.094	.027	.187	.093	.026	.180	.091	.026	.174	.089	.026	.169	.088	.026	
8.0	.179	.087	.025	.176	.086	.024	.170	.085	.024	.165	.083	.024	.160	.082	.024	
9.0	.168	.081	.023	.166	.081	.023	.161	.079	.022	.156	.078	.022	.151	.077	.022	
10.0	.159	.076	.021	.157	.076	.021	.152	.074	.021	.148	.073	.021	.143	.072	.021	

ρcc	80%			70%			50%			30%			10%			0
ρw	50%	30%	10%	50%	30%	10%	50%	30%	10%	50%	30%	10%	50%	30%	10%	0
ρfc	20%			20%			20%			20%			20%			0
RCR	RCR:Room Cavity Ratio						Ceiling Cavity Exitance Coefficients(CCEC)									
0.0	.190	.190	.190	.163	.163	.163	.111	.111	.111	.064	.064	.064	.020	.020	.020	
1.0	.177	.157	.138	.151	.134	.119	.103	.092	.082	.060	.054	.048	.019	.017	.015	
2.0	.167	.132	.102	.143	.114	.089	.098	.079	.062	.057	.046	.036	.018	.015	.012	
3.0	.159	.114	.078	.137	.098	.068	.094	.068	.047	.054	.040	.028	.017	.013	.009	
4.0	.152	.101	.061	.130	.087	.053	.090	.061	.037	.052	.035	.022	.017	.012	.007	
5.0	.145	.090	.049	.125	.078	.043	.086	.054	.030	.050	.032	.018	.016	.010	.006	
6.0	.138	.082	.041	.119	.071	.036	.082	.049	.025	.048	.029	.015	.015	.010	.005	
7.0	.132	.075	.034	.114	.065	.030	.078	.045	.021	.046	.027	.013	.015	.009	.004	
8.0	.126	.069	.030	.109	.060	.026	.075	.042	.018	.044	.025	.011	.014	.008	.004	
9.0	.120	.064	.026	.104	.056	.023	.072	.039	.016	.042	.023	.010	.014	.008	.003	
10.0	.115	.060	.023	.099	.052	.020	.069	.036	.014	.040	.022	.008	.013	.007	.003	

C Range: 0 - 360DEG
 C Interval: 5.0DEG
 Test Speed: HIGH
 Temperature:25DEG
 Operators:CHEN YU
 Test Date:2016-12-27

γ Range: 0 - 90DEG
 γ Interval: 0.5DEG
 Test System:EVERFINE GO-2000A_V1 SYSTEM V2.0.287
 Humidity:65.0%
 Test Distance:9.410m [K=1.0000]
 Remarks:

UGR(Unified Glare Rating) Table

Test:U:221.8V I:0.4568A P:99.87W PF:0.9855 Lamp Flux:13441.6x1 lm										
NAME: LED HIGH BAY LIGHTT					TYPE:YHL-ID-100-HB-VD			WEIGHT:		
SPEC.:MEAN WELL					DIM.: 5000K			SERIAL No.:20161227		
MFR.:					SUR.:70Ra			PROTECTION ANGLE:		
ceiling/cavity	0.7	0.7	0.5	0.5	0.3	0.7	0.7	0.5	0.5	0.3
walls	0.5	0.3	0.5	0.3	0.3	0.5	0.3	0.5	0.3	0.3
working plane	0.2	0.2	0.2	0.2	0.2	0.2	0.2	0.2	0.2	0.2
Room dimensions	Viewed crosswise					Viewed endwise				
x = 2H y = 2H	32.6	34.0	32.8	34.2	34.4	32.7	34.1	33.0	34.3	34.5
3H	32.9	34.2	33.1	34.4	34.6	33.2	34.5	33.5	34.8	35.0
4H	32.8	34.0	33.1	34.3	34.5	33.2	34.4	33.5	34.7	34.9
6H	32.7	33.8	33.0	34.1	34.4	33.1	34.3	33.4	34.5	34.8
8H	32.6	33.8	33.0	34.0	34.3	33.1	34.2	33.4	34.5	34.7
12H	32.6	33.7	32.9	33.9	34.2	33.0	34.1	33.4	34.4	34.7
4H 2H	33.1	34.3	33.4	34.6	34.8	33.2	34.4	33.5	34.7	34.9
3H	33.4	34.5	33.8	34.8	35.1	33.8	34.8	34.1	35.1	35.4
4H	33.4	34.3	33.7	34.7	35.0	33.8	34.7	34.1	35.0	35.4
6H	33.3	34.2	33.7	34.5	34.9	33.7	34.5	34.1	34.9	35.2
8H	33.3	34.0	33.7	34.4	34.8	33.7	34.4	34.1	34.8	35.2
12H	33.2	33.9	33.6	34.3	34.7	33.6	34.3	34.0	34.7	35.1
8H 4H	33.3	34.1	33.7	34.5	34.9	33.7	34.5	34.1	34.8	35.2
6H	33.3	33.9	33.7	34.3	34.7	33.6	34.3	34.1	34.7	35.1
8H	33.2	33.8	33.7	34.2	34.7	33.6	34.2	34.1	34.6	35.0
12H	33.2	33.7	33.7	34.1	34.6	33.6	34.1	34.1	34.5	35.0
12H 4H	33.3	34.0	33.7	34.4	34.8	33.6	34.4	34.1	34.7	35.1
6H	33.2	33.8	33.7	34.2	34.7	33.6	34.2	34.1	34.6	35.0
8H	33.2	33.7	33.7	34.1	34.6	33.6	34.1	34.1	34.5	35.0
Variations with the observer position at spacings:										
S = 1.0H	+ 0.3 / - 0.5					+ 0.4 / - 0.4				
1.5H	+ 0.8 / - 0.8					+ 0.6 / - 0.8				
2.0H	+ 0.5 / - 0.9					+ 0.5 / - 0.7				

CIE Pub.117 Corrected 13442 lm Total Lamp Luminous Flux.(8log(F/F0) = 9.0)

C Range: 0 - 360DEG
 C Interval: 5.0DEG
 Test Speed: HIGH
 Temperature:25DEG
 Operators:CHEN YU
 Test Date:2016-12-27

γ Range: 0 - 90DEG
 γ Interval: 0.5DEG
 Test System:EVERFINE GO-2000A_V1 SYSTEM V2.0.287
 Humidity:65.0%
 Test Distance:9.410m [K=1.0000]
 Remarks:

UTILIZATION FACTORS TABLE

Test:U:221.8V I:0.4568A P:99.87W PF:0.9855 Lamp Flux:13441.6x1 lm		
NAME: LED HIGH BAY LIGHTT	TYPE:YHL-ID-100-HB-VD	WEIGHT:
SPEC.:MEAN WELL	DIM.: 5000K	SERIAL No.:20161227
MFR.:	SUR.:70Ra	PROTECTION ANGLE:

REFLECTANCE										
Ceiling	0.8	0.8	0.8	0.7	0.7	0.7	0.5	0.5	0.5	0
Walls	0.7	0.5	0.3	0.7	0.5	0.3	0.7	0.5	0.3	0
Working plane	0.2	0.2	0.2	0.2	0.2	0.2	0.2	0.2	0.2	0
ROOM INDEX	UTILIZATION FACTORS(PERCENT) $k(RI) \times RCR = 5$									
k = 0.60	60	49	42	59	48	42	58	48	42	35
0.80	71	60	53	70	59	53	68	58	52	46
1.00	80	70	63	79	69	63	76	70	62	55
1.25	87	78	71	86	77	71	83	76	70	63
1.50	92	83	77	90	82	76	88	81	75	69
2.00	99	91	86	97	90	85	94	88	83	76
2.50	102	95	90	100	94	89	96	91	87	80
3.00	105	99	94	103	98	93	99	95	91	83
4.00	108	104	100	106	102	98	102	99	96	87
5.00	110	106	103	108	104	101	104	101	98	90
ROOM INDEX	UF(total)									Direct
According to DIN EN 13032-2 2004			Suspended				SHRNOM = 1.25			

C Range: 0 - 360DEG
 C Interval: 5.0DEG
 Test Speed: HIGH
 Temperature:25DEG
 Operators:CHEN YU
 Test Date:2016-12-27

γ Range: 0 - 90DEG
 γ Interval: 0.5DEG
 Test System:EVERFINE GO-2000A_V1 SYSTEM V2.0.287
 Humidity:65.0%
 Test Distance:9.410m [K=1.0000]
 Remarks:

ISOCANDELA DIAGRAM

Test:U:221.8V I:0.4568A P:99.87W PF:0.9855 Lamp Flux:13441.6x1 lm		
NAME: LED HIGH BAY LIGHTT	TYPE:YHL-ID-100-HB-VD	WEIGHT:
SPEC.:MEAN WELL	DIM.: 5000K	SERIAL No.:20161227
MFR.:	SUR.:70Ra	PROTECTION ANGLE:

Conical surface Flux(90deg):

8135.5 lm

%lum = 60.5%

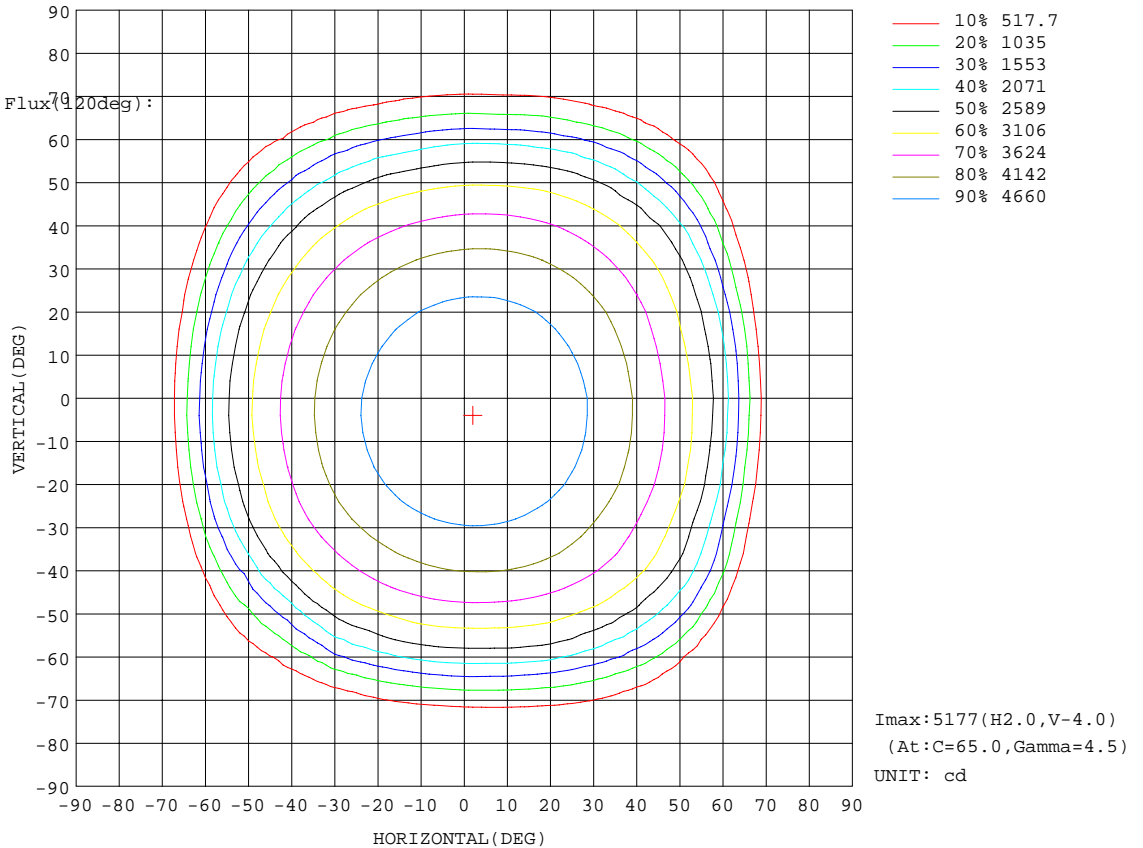
%lamp = 60.5%

Conical surface Flux(70deg):

11940 lm

%lum = 88.8%

%lamp = 88.8%



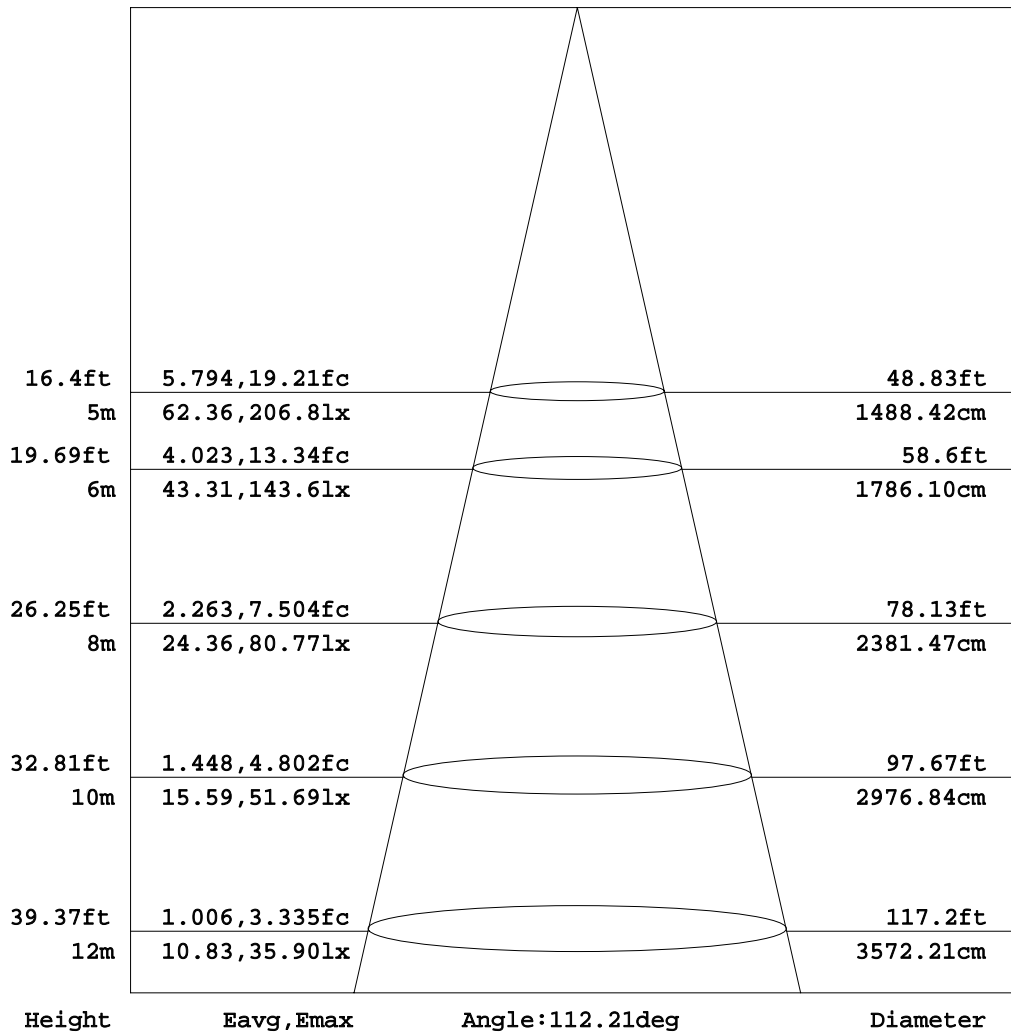
C Range: 0 - 360DEG
C Interval: 5.0DEG
Test Speed: HIGH
Temperature:25DEG
Operators:CHEN YU
Test Date:2016-12-27

γ Range: 0 - 90DEG
γ Interval: 0.5DEG
Test System:EVERFINE GO-2000A_V1 SYSTEM V2.0.287
Humidity:65.0%
Test Distance:9.410m [K=1.0000]
Remarks:

AAI Figure

Test:U:221.8V I:0.4568A P:99.87W PF:0.9855 Lamp Flux:13441.6x1 lm		
NAME: LED HIGH BAY LIGHTT	TYPE:YHL-ID-100-HB-VD	WEIGHT:
SPEC.:MEAN WELL	DIM.: 5000K	SERIAL No.:20161227
MFR.:	SUR.:70Ra	PROTECTION ANGLE:

Flux out:11180 lm



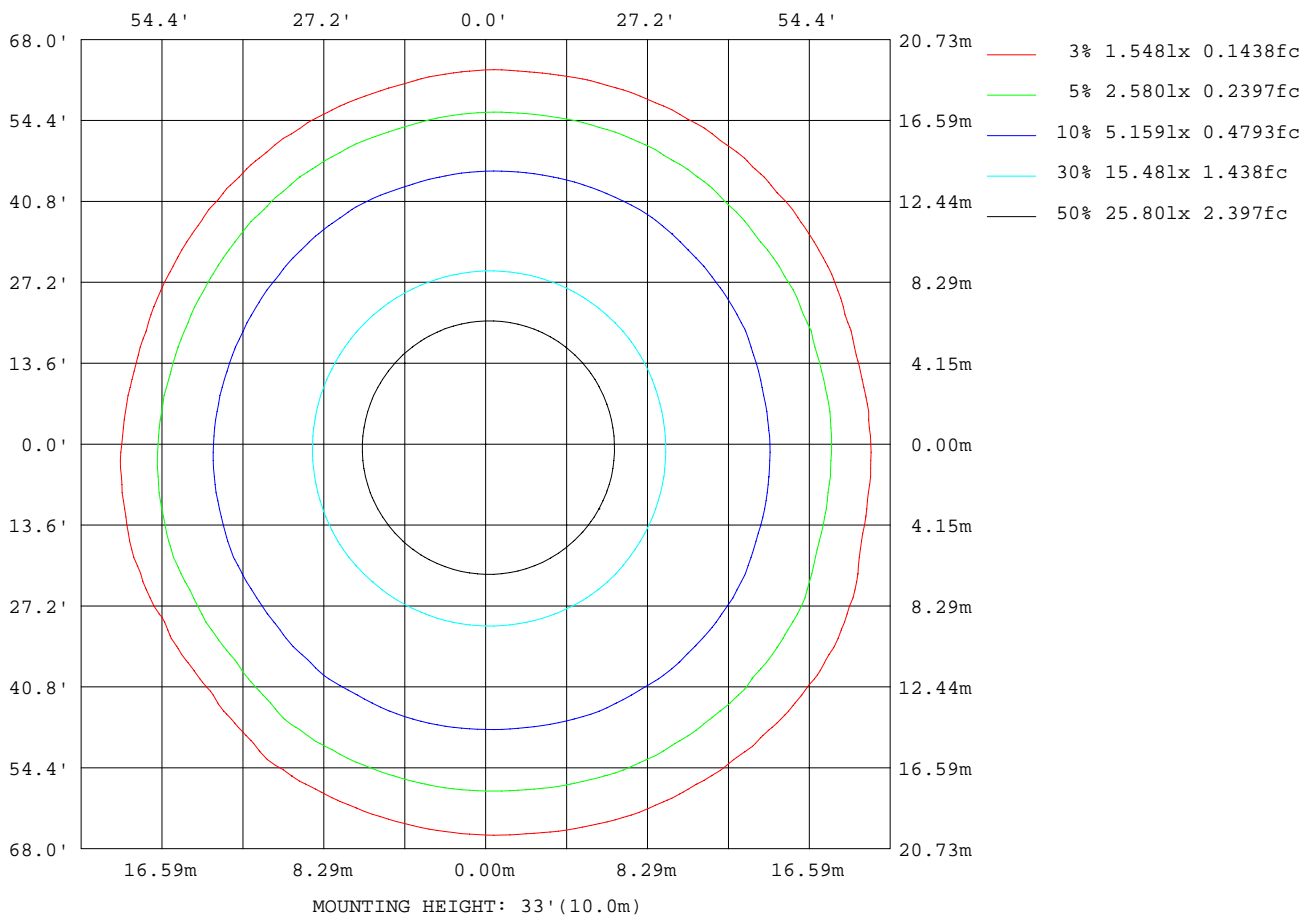
Note:The Curves indicate the illuminated area and the average illumination when the luminaire is at different distance.

C Range: 0 - 360DEG
 C Interval: 5.0DEG
 Test Speed: HIGH
 Temperature:25DEG
 Operators:CHEN YU
 Test Date:2016-12-27

γ Range: 0 - 90DEG
 γ Interval: 0.5DEG
 Test System:EVERFINE GO-2000A_V1 SYSTEM V2.0.287
 Humidity:65.0%
 Test Distance:9.410m [K=1.0000]
 Remarks:

ISOLUX DIAGRAM

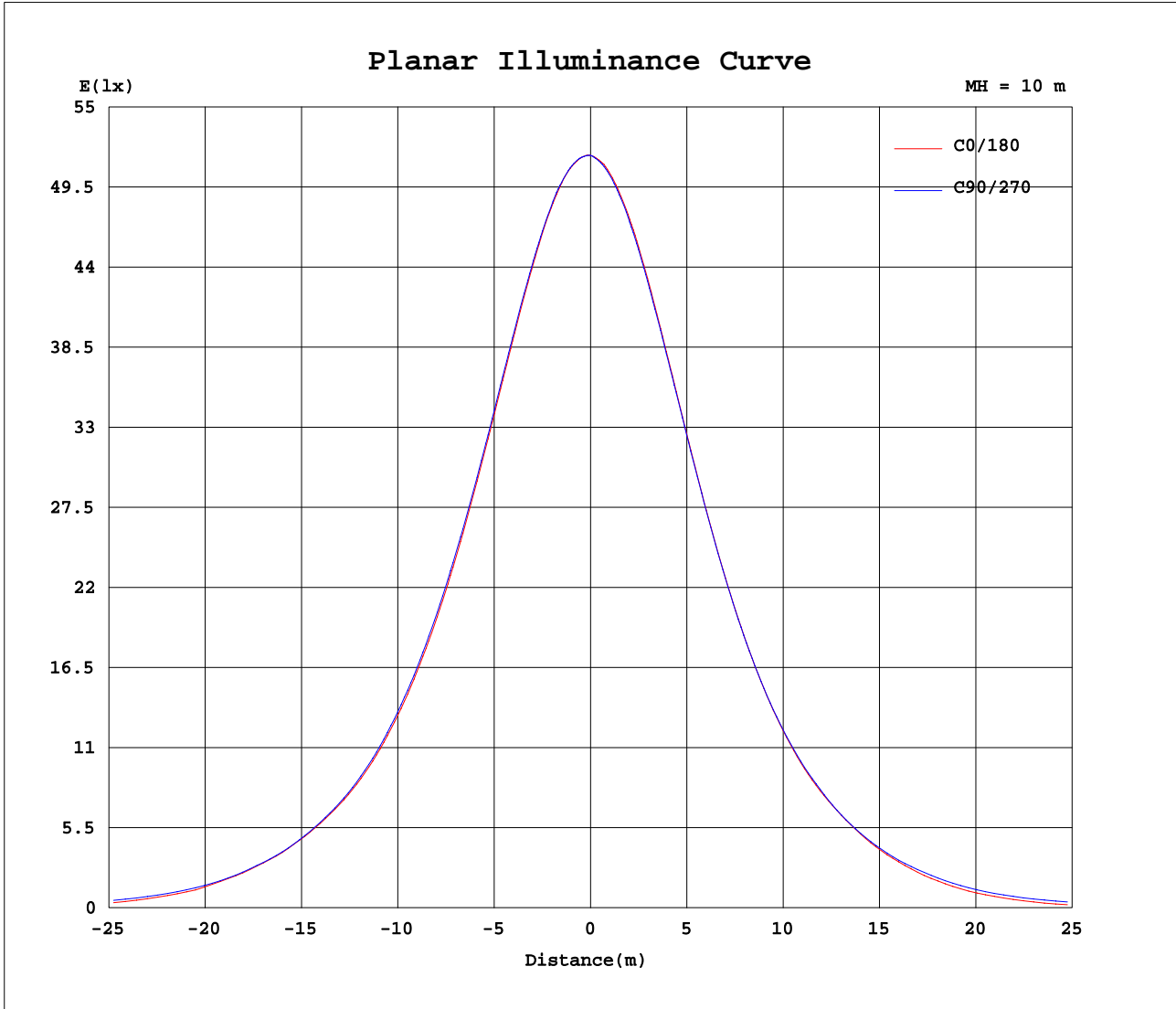
Test:U:221.8V I:0.4568A P:99.87W PF:0.9855 Lamp Flux:13441.6x1 lm		
NAME: LED HIGH BAY LIGHTT	TYPE:YHL-ID-100-HB-VD	WEIGHT:
SPEC.:MEAN WELL	DIM.: 5000K	SERIAL No.:20161227
MFR.:	SUR.:70Ra	PROTECTION ANGLE:



C Range: 0 - 360DEG
 C Interval: 5.0DEG
 Test Speed: HIGH
 Temperature:25DEG
 Operators:CHEN YU
 Test Date:2016-12-27

γ Range: 0 - 90DEG
 γ Interval: 0.5DEG
 Test System:EVERFINE GO-2000A_V1 SYSTEM V2.0.287
 Humidity:65.0%
 Test Distance:9.410m [K=1.0000]
 Remarks:

Planar Illuminance Curve



C Range: 0 - 360DEG
 C Interval: 5.0DEG
 Test Speed: HIGH
 Temperature: 25DEG
 Operators: CHEN YU
 Test Date: 2016-12-27

γ Range: 0 - 90DEG
 γ Interval: 0.5DEG
 Test System: EVERFINE GO-2000A_V1 SYSTEM V2.0.287
 Humidity: 65.0%
 Test Distance: 9.410m [K=1.0000]
 Remarks:

LUMINOUS DISTRIBUTION INTENSITY DATA

Test:U:221.8V I:0.4568A P:99.87W PF:0.9855 Lamp Flux:13441.6x1 lm		
NAME: LED HIGH BAY LIGHTT	TYPE:YHL-ID-100-HB-VD	WEIGHT:
SPEC.:MEAN WELL	DIM.: 5000K	SERIAL No.:20161227
MFR.:	SUR.:70Ra	PROTECTION ANGLE:

Table--1

UNIT: cd

C(DEG) γ (DEG)	0	5	10	15	20	25	30	35	40	45	50	55	60	65	70	75	80	85	90
0	5168	5168	5168	5168	5168	5168	5168	5168	5168	5168	5168	5168	5168	5168	5168	5168	5168	5168	5168
5	5166	5166	5167	5167	5168	5169	5169	5170	5172	5173	5174	5175	5175	5176	5175	5175	5174	5171	5169
10	5129	5129	5131	5134	5137	5141	5144	5147	5149	5149	5150	5150	5150	5151	5151	5151	5148	5145	5144
15	5054	5056	5061	5068	5073	5076	5079	5084	5090	5090	5089	5087	5086	5087	5088	5086	5081	5076	5071
20	4942	4945	4952	4959	4966	4973	4981	4982	4984	4986	4988	4989	4989	4986	4984	4983	4981	4975	4971
25	4789	4794	4803	4812	4824	4832	4836	4839	4844	4848	4855	4853	4850	4849	4847	4843	4838	4832	4824
30	4601	4605	4616	4629	4641	4649	4656	4662	4672	4672	4676	4674	4673	4669	4666	4663	4657	4652	4644
35	4363	4373	4386	4405	4413	4425	4438	4442	4449	4453	4454	4458	4459	4461	4458	4455	4444	4433	4421
40	4082	4090	4110	4126	4141	4159	4165	4174	4180	4194	4207	4216	4218	4208	4198	4188	4177	4165	4152
45	3739	3754	3782	3794	3814	3825	3839	3854	3884	3904	3908	3909	3901	3886	3873	3857	3838	3822	3809
50	3345	3361	3388	3404	3420	3433	3460	3503	3523	3532	3525	3520	3514	3499	3480	3462	3441	3423	3408
55	2919	2918	2957	2994	2999	3036	3082	3110	3109	3095	3102	3103	3077	3069	3051	3028	2991	2966	2950
60	2296	2264	2276	2297	2331	2450	2484	2495	2487	2522	2498	2493	2492	2465	2447	2412	2377	2342	2324
65	1289	1281	1320	1367	1552	1640	1729	1755	1749	1733	1727	1716	1669	1641	1600	1551	1521	1485	1474
70	373	363	366	469	559	675	751	823	874	895	880	863	846	823	782	750	717	684	659
75	145	148	161	174	180	184	188	208	241	245	263	292	296	282	259	246	232	221	215
80	50.1	49.0	59.0	63.3	67.3	70.4	72.5	75.1	78.0	81.5	86.8	90.9	93.2	93.9	93.5	91.4	87.5	83.2	80.3
85	7.33	6.79	7.92	7.69	7.52	7.96	5.83	7.59	10.7	13.3	14.6	15.1	15.5	15.5	14.7	13.6	12.4	11.5	11.1
90	0.51	0.00	0.00	0.00	0.00	0.00	0.00	0.00	0.00	0.00	0.00	0.00	0.00	0.00	0.00	0.00	0.00	0.00	0.00

C Range: 0 - 360DEG
 C Interval: 5.0DEG
 Test Speed: HIGH
 Temperature:25DEG
 Operators:CHEN YU
 Test Date:2016-12-27

γ Range: 0 - 90DEG
 γ Interval: 0.5DEG
 Test System:EVERFINE GO-2000A_V1 SYSTEM V2.0.287
 Humidity:65.0%
 Test Distance:9.410m [K=1.0000]
 Remarks:

LUMINOUS DISTRIBUTION INTENSITY DATA

Test:U:221.8V I:0.4568A P:99.87W PF:0.9855 Lamp Flux:13441.6x1 lm
NAME: LED HIGH BAY LIGHTT TYPE:YHL-ID-100-HB-VD WEIGHT:
SPEC.:MEAN WELL DIM.: 5000K SERIAL No.:20161227
MFR.: SUR.:70Ra PROTECTION ANGLE:

Table--2

UNIT: cd

Table with columns C (DEG) and gamma (DEG) and rows for angles from 0 to 90 degrees. The table contains luminous intensity data in cd for various angles.

C Range: 0 - 360DEG
C Interval: 5.0DEG
Test Speed: HIGH
Temperature:25DEG
Operators:CHEN YU
Test Date:2016-12-27

gamma Range: 0 - 90DEG
gamma Interval: 0.5DEG
Test System:EVERFINE GO-2000A_V1 SYSTEM V2.0.287
Humidity:65.0%
Test Distance:9.410m [K=1.0000]
Remarks:

LUMINOUS DISTRIBUTION INTENSITY DATA

Test:U:221.8V I:0.4568A P:99.87W PF:0.9855 Lamp Flux:13441.6x1 lm		
NAME: LED HIGH BAY LIGHTT	TYPE:YHL-ID-100-HB-VD	WEIGHT:
SPEC.:MEAN WELL	DIM.: 5000K	SERIAL No.:20161227
MFR.:	SUR.:70Ra	PROTECTION ANGLE:

Table--3

UNIT: cd

C(DEG) γ (DEG)	190	195	200	205	210	215	220	225	230	235	240	245	250	255	260	265	270	275	280
0	5168	5168	5168	5168	5168	5168	5168	5168	5168	5168	5168	5168	5168	5168	5168	5168	5168	5168	5168
5	5122	5119	5116	5114	5113	5112	5111	5110	5110	5110	5110	5111	5112	5113	5114	5115	5116	5118	5119
10	5040	5036	5033	5031	5029	5027	5025	5023	5021	5021	5021	5024	5027	5031	5035	5037	5039	5042	5046
15	4925	4921	4915	4910	4905	4901	4902	4901	4900	4900	4902	4904	4907	4911	4913	4917	4923	4928	4935
20	4775	4769	4760	4754	4751	4745	4744	4743	4744	4745	4747	4748	4753	4760	4765	4771	4779	4789	4794
25	4588	4578	4568	4561	4557	4555	4551	4550	4553	4553	4555	4561	4565	4573	4582	4588	4598	4606	4614
30	4359	4348	4341	4334	4329	4321	4322	4321	4323	4327	4330	4332	4341	4348	4358	4368	4382	4395	4405
35	4091	4079	4071	4063	4055	4050	4053	4052	4049	4056	4058	4062	4070	4082	4093	4104	4117	4131	4147
40	3773	3761	3751	3737	3731	3730	3726	3728	3729	3736	3742	3744	3753	3766	3782	3798	3812	3827	3846
45	3400	3387	3365	3360	3353	3347	3351	3355	3356	3363	3371	3377	3389	3396	3415	3433	3455	3467	3486
50	2991	2976	2960	2953	2942	2947	2947	2948	2959	2967	2973	2979	2993	3004	3026	3048	3069	3084	3099
55	2459	2417	2403	2365	2369	2366	2363	2400	2395	2432	2448	2465	2456	2470	2495	2531	2559	2582	2609
60	1700	1668	1650	1660	1652	1680	1690	1719	1736	1772	1778	1793	1800	1815	1865	1912	1950	1964	1984
65	853	843	854	872	905	922	932	981	1004	1020	1059	1082	1094	1111	1132	1146	1173	1170	1185
70	245	257	269	297	330	356	388	391	426	426	447	468	464	468	474	490	504	509	519
75	117	121	126	131	137	143	149	155	162	166	171	186	188	192	194	195	196	198	203
80	36.2	37.3	39.4	42.9	45.9	51.5	56.0	61.7	67.8	73.0	77.5	80.4	82.4	83.6	83.2	83.1	83.6	84.6	87.1
85	10.4	10.0	9.61	9.49	8.83	9.30	12.0	13.6	15.2	17.0	18.1	18.7	19.6	19.3	18.7	18.2	18.1	18.6	20.0
90	0.00	0.00	0.00	0.00	0.00	0.00	0.00	0.00	0.00	0.00	0.00	0.00	0.00	0.00	0.00	0.00	0.00	0.00	0.00

C Range: 0 - 360DEG
 C Interval: 5.0DEG
 Test Speed: HIGH
 Temperature:25DEG
 Operators:CHEN YU
 Test Date:2016-12-27

γ Range: 0 - 90DEG
 γ Interval: 0.5DEG
 Test System:EVERFINE GO-2000A_V1 SYSTEM V2.0.287
 Humidity:65.0%
 Test Distance:9.410m [K=1.0000]
 Remarks:

LUMINOUS DISTRIBUTION INTENSITY DATA

Test:U:221.8V I:0.4568A P:99.87W PF:0.9855 Lamp Flux:13441.6x1 lm		
NAME: LED HIGH BAY LIGHTT	TYPE:YHL-ID-100-HB-VD	WEIGHT:
SPEC.:MEAN WELL	DIM.: 5000K	SERIAL No.:20161227
MFR.:	SUR.:70Ra	PROTECTION ANGLE:

Table--4

UNIT: cd

C(DEG) γ (DEG)	285	290	295	300	305	310	315	320	325	330	335	340	345	350	355				
0	5168	5168	5168	5168	5168	5168	5168	5168	5168	5168	5168	5168	5168	5168	5168				
5	5121	5123	5126	5129	5132	5135	5137	5140	5142	5145	5148	5151	5155	5158	5162				
10	5050	5055	5059	5063	5066	5070	5074	5079	5085	5092	5098	5103	5108	5114	5121				
15	4940	4947	4953	4958	4965	4974	4983	4991	4996	5003	5010	5018	5026	5033	5043				
20	4802	4810	4817	4824	4834	4843	4852	4861	4871	4884	4890	4897	4906	4916	4927				
25	4628	4638	4647	4658	4670	4682	4689	4698	4708	4717	4729	4740	4750	4761	4772				
30	4416	4427	4442	4453	4466	4480	4490	4506	4514	4522	4532	4546	4556	4566	4580				
35	4161	4175	4191	4208	4224	4236	4249	4261	4275	4289	4295	4304	4321	4330	4343				
40	3863	3879	3897	3916	3931	3946	3967	3978	3991	4002	4016	4017	4028	4041	4055				
45	3507	3525	3548	3573	3590	3604	3619	3635	3654	3661	3670	3680	3676	3694	3707				
50	3121	3142	3163	3179	3200	3216	3239	3243	3253	3275	3280	3281	3276	3288	3307				
55	2645	2681	2716	2755	2800	2796	2792	2819	2841	2848	2864	2849	2859	2840	2867				
60	2013	2029	2076	2121	2130	2155	2129	2156	2165	2202	2226	2225	2209	2222	2261				
65	1236	1281	1301	1340	1377	1384	1393	1376	1399	1355	1336	1261	1222	1214	1268				
70	553	586	607	629	626	624	631	596	599	571	515	431	371	318	332				
75	212	218	226	233	222	191	203	202	179	169	161	152	147	147	146				
80	90.9	94.0	96.1	96.6	94.5	90.0	83.4	74.9	70.3	66.8	62.9	58.3	55.1	53.4	51.6				
85	21.9	23.7	25.1	24.9	24.7	23.1	20.4	17.9	15.5	10.7	11.1	9.12	8.66	8.61	7.87				
90	0.00	0.00	0.00	0.00	0.00	0.00	0.00	0.00	0.00	0.00	0.00	0.00	0.00	0.00	0.00				

C Range: 0 - 360DEG
 C Interval: 5.0DEG
 Test Speed: HIGH
 Temperature:25DEG
 Operators:CHEN YU
 Test Date:2016-12-27

γ Range: 0 - 90DEG
 γ Interval: 0.5DEG
 Test System:EVERFINE GO-2000A_V1 SYSTEM V2.0.287
 Humidity:65.0%
 Test Distance:9.410m [K=1.0000]
 Remarks: