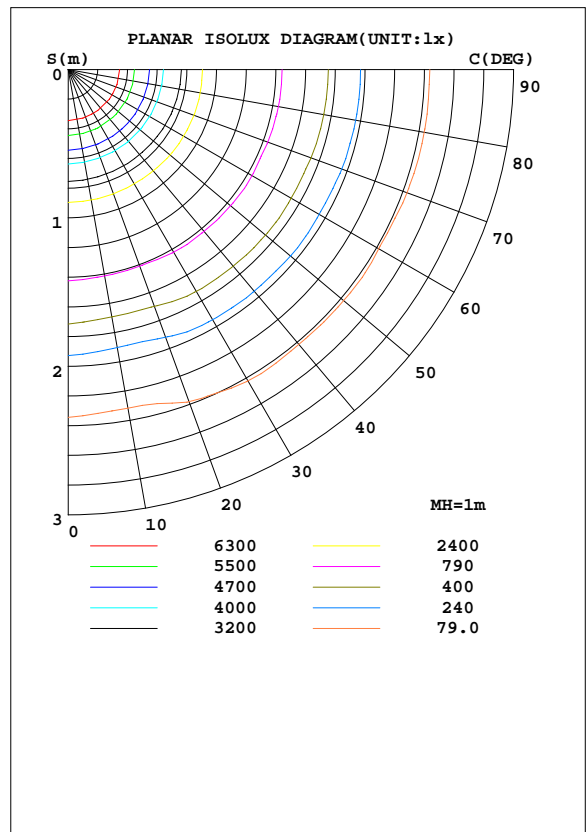
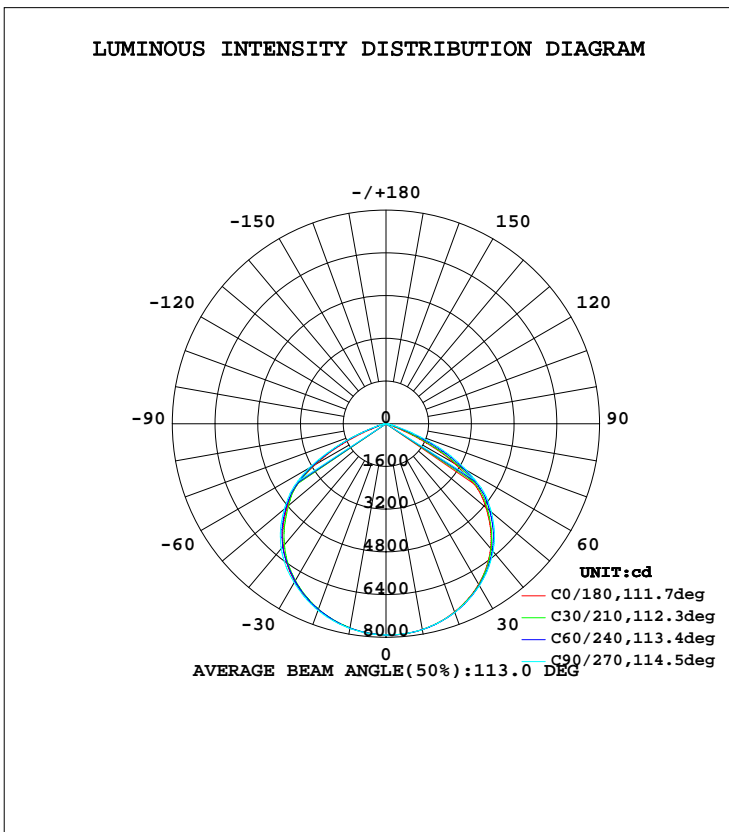


LUMINAIRE PHOTOMETRIC TEST REPORT

Test:U:221.8V I:0.7234A P:156.0W PF:0.9722 Lamp Flux:20789.1x1 lm		
NAME: LED HIGH BAY LIGHTT	TYPE:YHL-ID-150-HB-VD	WEIGHT:
SPEC.:MEAN WELL	DIM.: 5000K	SERIAL No.:20161228
MFR.:	SUR.:70Ra	PROTECTION ANGLE:

DATA OF LAMP		PHOTOMETRIC DATA Eff: 133.27 lm/W			
MODEL	NF2W757GRT-V1 180PCS	Imax(cd)	7919	S/MH(C0/180)	1.30
NOMINAL POWER(W)	150	LOR(%)	100.0	S/MH(C90/270)	1.32
RATED VOLTAGE(V)	222	TOTAL FLUX(lm)	20789	η UP, DN(C0-180)	0.0, 49.5
NOMINAL FLUX(lm)	20789.1	CIE CLASS	DIRECT	η UP, DN(C180-360)	0.0, 50.5
LAMPS INSIDE	1	η up(%)	0.0	CIBSE SHR NOM	1.25
TEST VOLTAGE(V)	221.1	η down(%)	100.0	CIBSE SHR MAX	1.35



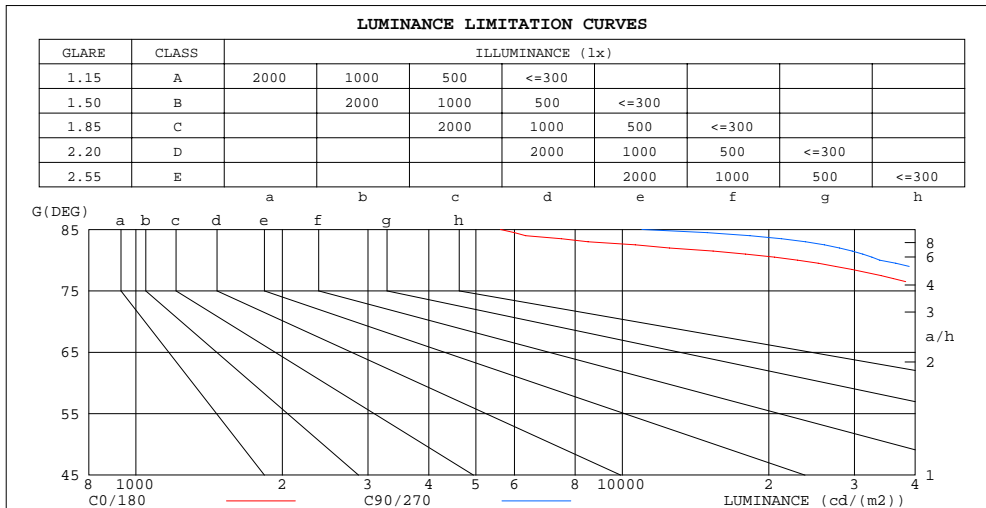
C Range: 0 - 360DEG
 C Interval: 5.0DEG
 Test Speed: HIGH
 Temperature:25DEG
 Operators:CHEN YU
 Test Date:2016-12-28

γ Range: 0 - 90DEG
 γ Interval: 0.5DEG
 Test System:EVERFINE GO-2000A_V1 SYSTEM V2.0.287
 Humidity:65.0%
 Test Distance:9.410m [K=1.0000]
 Remarks:

ZONAL FLUX DIAGRAM
AND LUMINANCE LIMITATION CURVES

ZONAL FLUX DIAGRAM:

γ	C0	C45	C90	C135	C180	C225	C270	C315	γ	Φ zone	Φ total	lum, lamp
5	7871	7863	7875	7886	7899	7896	7896	7882	0- 5	188.8	188.8	0.91,0.91
10	7779	7762	7786	7807	7826	7828	7831	7802	5- 10	561.0	749.8	3.61,3.61
15	7622	7605	7639	7674	7694	7701	7699	7668	10- 15	917.1	1667	8.02,8.02
20	7415	7392	7444	7487	7502	7520	7525	7475	15- 20	1247	2914	14,14
25	7148	7122	7180	7245	7252	7275	7284	7239	20- 25	1540	4454	21.4,21.4
30	6827	6791	6874	6942	6940	6968	7005	6946	25- 30	1788	6242	30,30
35	6444	6396	6526	6579	6560	6605	6654	6596	30- 35	1982	8224	39.6,39.6
40	5986	5949	6111	6142	6098	6167	6246	6185	35- 40	2112	10335	49.7,49.7
45	5446	5460	5581	5612	5538	5650	5739	5674	40- 45	2166	12501	60.1,60.1
50	4821	4875	4968	5004	4886	5042	5155	5090	45- 50	2133	14634	70.4,70.4
55	4143	4167	4278	4303	4134	4335	4470	4411	50- 55	2016	16649	80.1,80.1
60	3058	3194	3345	3206	2935	3275	3483	3446	55- 60	1746	18395	88.5,88.5
65	1816	2001	2092	1864	1541	2051	2375	2280	60- 65	1281	19676	94.6,94.6
70	598.4	889.4	865.5	803.4	368.0	943.3	1141	1137	65- 70	708.8	20385	98.1,98.1
75	230.5	285.5	315.8	264.1	182.8	275.1	370.4	363.4	70- 75	267.9	20653	99.3,99.3
80	79.64	110.9	117.5	97.25	52.07	99.30	153.9	152.7	75- 80	100.4	20753	99.8,99.8
85	9.785	19.65	19.12	16.58	6.326	20.93	34.19	42.82	80- 85	32.84	20786	100,100
90	0.7831	0	0	0	3.926	0	0	0	85- 90	2.981	20789	100,100
95									90- 95			
100									95-100			
105									100-105			
110									105-110			
115									110-115			
120									115-120			
125									120-125			
130									125-130			
135									130-135			
140									135-140			
145									140-145			
150									145-150			
155									150-155			
160									155-160			
165									160-165			
170									165-170			
175									170-175			
180									175-180			
DEG	LUMINOUS INTENSITY:cd									UNIT:lm		



LUMINANCE cd/(m2)		
G(DEG)	C0/180	C90/270
85	5614	10966
80	22932	33829
75	44526	61008
70	87485	126531
65	214795	247459
60	305832	334454
55	361133	372931
50	375000	386434
45	385099	394631

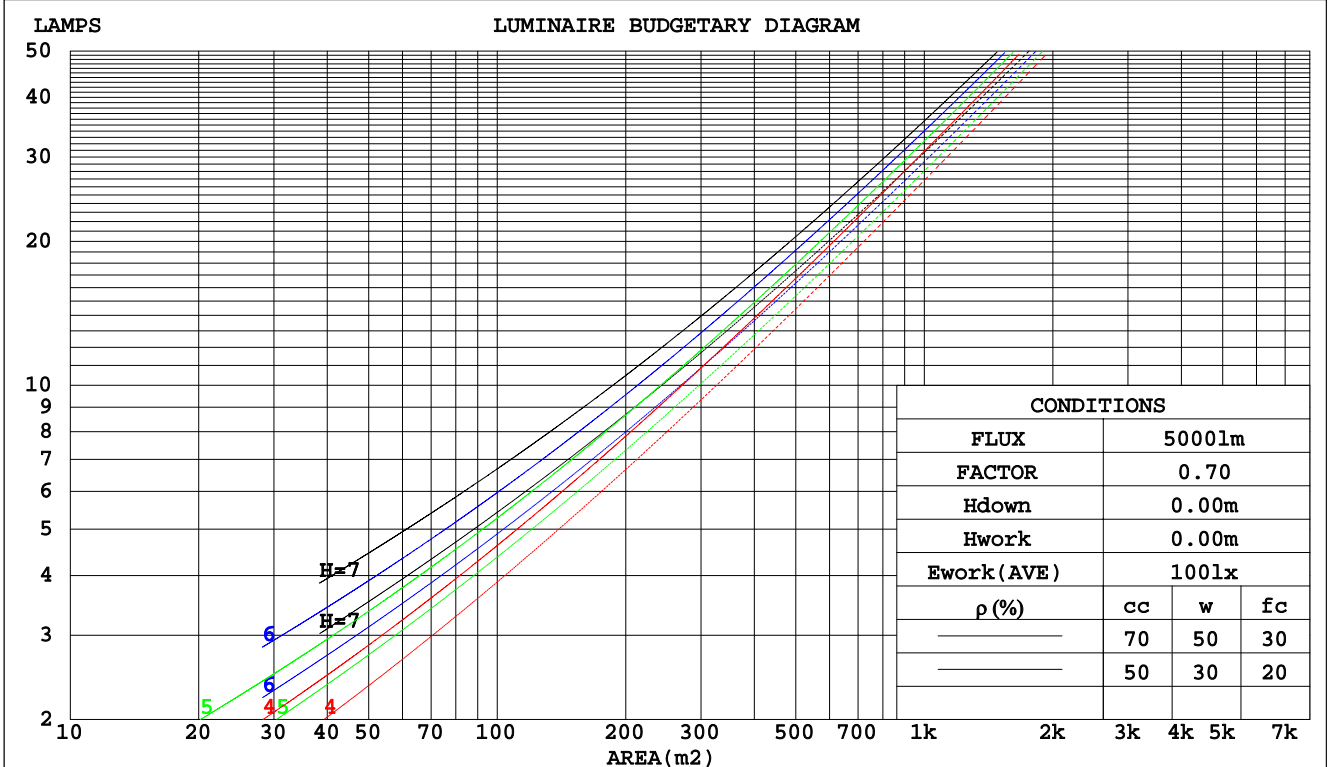
C Range: 0 - 360DEG
C Interval: 5.0DEG
Test Speed: HIGH
Temperature:25DEG
Operators:CHEN YU
Test Date:2016-12-28

γ Range: 0 - 90DEG
γ Interval: 0.5DEG
Test System:EVERFINE GO-2000A_V1 SYSTEM V2.0.287
Humidity:65.0%
Test Distance:9.410m [K=1.0000]
Remarks:

CU AND LUMINAIRE BUDGETARY ESTIMATE DIAGRAM

Test:U:221.8V I:0.7234A P:156.0W PF:0.9722 Lamp Flux:20789.1x1 lm		
NAME: LED HIGH BAY LIGHTT	TYPE:YHL-ID-150-HB-VD	WEIGHT:
SPEC.:MEAN WELL	DIM.: 5000K	SERIAL No.:20161228
MFR.:	SUR.:70Ra	PROTECTION ANGLE:

pcc	80%			70%			50%			30%			10%			0
	50%	30%	10%	50%	30%	10%	50%	30%	10%	50%	30%	10%	50%	30%	10%	0
pw																0
pfc	20%			20%			20%			20%			20%			0
RCR	RCR:Room Cavity Ratio Coefficients of Utilization(CU)															
0.0	1.19	1.19	1.19	1.16	1.16	1.16	1.11	1.11	1.11	1.06	1.06	1.06	1.02	1.02	1.02	.00
1.0	1.06	1.03	.00	1.04	1.01	.98	1.00	.97	.95	.96	.94	.92	.93	.91	.89	.87
2.0	.94	.88	.83	.92	.87	.82	.89	.84	.80	.86	.82	.78	.83	.79	.77	.75
3.0	.83	.76	.70	.82	.75	.69	.79	.73	.68	.76	.71	.67	.74	.69	.66	.64
4.0	.74	.66	.60	.73	.65	.59	.70	.64	.59	.68	.62	.58	.66	.61	.57	.55
5.0	.66	.58	.52	.65	.57	.51	.63	.56	.51	.61	.55	.50	.59	.54	.50	.48
6.0	.60	.51	.45	.59	.51	.45	.57	.50	.45	.55	.49	.44	.54	.48	.44	.42
7.0	.54	.46	.40	.53	.45	.40	.52	.45	.39	.50	.44	.39	.49	.43	.39	.37
8.0	.49	.41	.36	.49	.41	.35	.47	.40	.35	.46	.40	.35	.45	.39	.35	.33
9.0	.45	.37	.32	.45	.37	.32	.44	.37	.32	.43	.36	.32	.42	.36	.31	.30
10.0	.42	.34	.29	.41	.34	.29	.40	.33	.29	.39	.33	.29	.38	.33	.28	.27



C Range: 0 - 360DEG
 C Interval: 5.0DEG
 Test Speed: HIGH
 Temperature:25DEG
 Operators:CHEN YU
 Test Date:2016-12-28

γ Range: 0 - 90DEG
 γ Interval: 0.5DEG
 Test System:EVERFINE GO-2000A_V1 SYSTEM V2.0.287
 Humidity:65.0%
 Test Distance:9.410m [K=1.0000]
 Remarks:

WEC AND CCEC

Test:U:221.8V I:0.7234A P:156.0W PF:0.9722 Lamp Flux:20789.1x1 lm		
NAME: LED HIGH BAY LIGHTT	TYPE:YHL-ID-150-HB-VD	WEIGHT:
SPEC.:MEAN WELL	DIM.: 5000K	SERIAL No.:20161228
MFR.:	SUR.:70Ra	PROTECTION ANGLE:

ρcc	80%			70%			50%			30%			10%			0
ρw	50%	30%	10%	50%	30%	10%	50%	30%	10%	50%	30%	10%	50%	30%	10%	0
ρfc	20%			20%			20%			20%			20%			0
RCR	RCR:Room Cavity Ratio						Wall Exitance Coefficients(WEC)									
0.0																
1.0	.261	.148	.047	.254	.145	.046	.241	.138	.044	.229	.132	.042	.218	.126	.041	
2.0	.257	.141	.043	.251	.138	.043	.239	.133	.041	.229	.128	.040	.219	.124	.039	
3.0	.244	.130	.039	.239	.128	.039	.229	.124	.038	.220	.120	.037	.211	.117	.036	
4.0	.230	.120	.035	.226	.118	.035	.217	.115	.034	.209	.112	.034	.201	.109	.033	
5.0	.216	.110	.032	.212	.109	.032	.204	.106	.031	.197	.104	.031	.190	.101	.030	
6.0	.203	.102	.029	.199	.101	.029	.192	.098	.029	.185	.096	.028	.179	.094	.028	
7.0	.190	.094	.027	.187	.093	.027	.181	.091	.026	.175	.090	.026	.169	.088	.026	
8.0	.179	.087	.025	.176	.087	.025	.170	.085	.024	.165	.084	.024	.160	.082	.024	
9.0	.169	.082	.023	.166	.081	.023	.161	.080	.023	.156	.078	.022	.152	.077	.022	
10.0	.159	.076	.021	.157	.076	.021	.152	.075	.021	.148	.073	.021	.144	.072	.021	

ρcc	80%			70%			50%			30%			10%			0
ρw	50%	30%	10%	50%	30%	10%	50%	30%	10%	50%	30%	10%	50%	30%	10%	0
ρfc	20%			20%			20%			20%			20%			0
RCR	RCR:Room Cavity Ratio						Ceiling Cavity Exitance Coefficients(CCEC)									
0.0	.190	.190	.190	.163	.163	.163	.111	.111	.111	.064	.064	.064	.020	.020	.020	
1.0	.177	.157	.138	.151	.134	.119	.104	.092	.082	.060	.053	.048	.019	.017	.015	
2.0	.168	.132	.102	.144	.114	.088	.098	.079	.062	.057	.046	.036	.018	.015	.012	
3.0	.160	.114	.078	.137	.098	.068	.094	.068	.047	.054	.040	.028	.017	.013	.009	
4.0	.152	.101	.061	.131	.087	.053	.090	.061	.037	.052	.035	.022	.017	.012	.007	
5.0	.145	.090	.049	.125	.078	.043	.086	.054	.030	.050	.032	.018	.016	.010	.006	
6.0	.139	.082	.041	.119	.071	.035	.082	.049	.025	.048	.029	.015	.015	.010	.005	
7.0	.132	.075	.034	.114	.065	.030	.079	.045	.021	.046	.027	.013	.015	.009	.004	
8.0	.126	.069	.030	.109	.060	.026	.075	.042	.018	.044	.025	.011	.014	.008	.004	
9.0	.120	.064	.026	.104	.056	.023	.072	.039	.016	.042	.023	.010	.014	.008	.003	
10.0	.115	.060	.023	.099	.052	.020	.069	.037	.014	.040	.022	.008	.013	.007	.003	

C Range: 0 - 360DEG
 C Interval: 5.0DEG
 Test Speed: HIGH
 Temperature:25DEG
 Operators:CHEN YU
 Test Date:2016-12-28

γ Range: 0 - 90DEG
 γ Interval: 0.5DEG
 Test System:EVERFINE GO-2000A_V1 SYSTEM V2.0.287
 Humidity:65.0%
 Test Distance:9.410m [K=1.0000]
 Remarks:

UGR(Unified Glare Rating) Table

Test:U:221.8V I:0.7234A P:156.0W PF:0.9722 Lamp Flux:20789.1x1 lm		
NAME: LED HIGH BAY LIGHTT	TYPE:YHL-ID-150-HB-VD	WEIGHT:
SPEC.:MEAN WELL	DIM.: 5000K	SERIAL No.:20161228
MFR.:	SUR.:70Ra	PROTECTION ANGLE:

ceiling/cavity	0.7	0.7	0.5	0.5	0.3	0.7	0.7	0.5	0.5	0.3
walls	0.5	0.3	0.5	0.3	0.3	0.5	0.3	0.5	0.3	0.3
working plane	0.2	0.2	0.2	0.2	0.2	0.2	0.2	0.2	0.2	0.2
Room dimensions	Viewed crosswise					Viewed endwise				
x = 2H y = 2H	33.1	34.5	33.3	34.7	34.9	33.4	34.9	33.7	35.1	35.3
3H	33.3	34.7	33.6	34.9	35.1	33.9	35.2	34.2	35.4	35.7
4H	33.3	34.5	33.6	34.8	35.0	33.9	35.1	34.2	35.3	35.6
6H	33.2	34.4	33.5	34.6	34.9	33.8	34.9	34.1	35.2	35.5
8H	33.1	34.3	33.5	34.5	34.8	33.7	34.9	34.1	35.1	35.4
12H	33.1	34.2	33.4	34.5	34.7	33.7	34.8	34.0	35.0	35.3
4H 2H	33.5	34.7	33.8	35.0	35.2	33.8	35.0	34.1	35.2	35.5
3H	33.8	34.9	34.1	35.1	35.4	34.2	35.3	34.6	35.6	35.9
4H	33.7	34.7	34.1	35.0	35.4	34.2	35.2	34.6	35.5	35.8
6H	33.7	34.5	34.1	34.9	35.2	34.2	35.0	34.6	35.4	35.7
8H	33.6	34.4	34.0	34.8	35.2	34.1	34.9	34.5	35.3	35.7
12H	33.6	34.3	34.0	34.7	35.1	34.1	34.8	34.5	35.2	35.6
8H 4H	33.7	34.4	34.1	34.8	35.2	34.1	34.9	34.5	35.3	35.7
6H	33.6	34.3	34.0	34.7	35.1	34.1	34.7	34.5	35.1	35.6
8H	33.6	34.1	34.0	34.6	35.0	34.1	34.6	34.5	35.1	35.5
12H	33.5	34.0	34.0	34.5	34.9	34.0	34.5	34.5	35.0	35.4
12H 4H	33.6	34.3	34.0	34.7	35.1	34.1	34.8	34.5	35.2	35.6
6H	33.6	34.1	34.0	34.6	35.0	34.1	34.6	34.5	35.0	35.5
8H	33.5	34.0	34.0	34.5	34.9	34.0	34.5	34.5	35.0	35.4
Variations with the observer position at spacings:										
S = 1.0H	+ 0.3 / - 0.4					+ 0.4 / - 0.4				
1.5H	+ 0.6 / - 0.8					+ 0.5 / - 0.7				
2.0H	+ 0.8 / - 0.7					+ 0.7 / - 1.0				

CIE Pub.117 Corrected 20789 lm Total Lamp Luminous Flux. (8log(F/F0) = 10.5)

C Range: 0 - 360DEG
 C Interval: 5.0DEG
 Test Speed: HIGH
 Temperature:25DEG
 Operators:CHEN YU
 Test Date:2016-12-28

γ Range: 0 - 90DEG
 γ Interval: 0.5DEG
 Test System:EVERFINE GO-2000A_V1 SYSTEM V2.0.287
 Humidity:65.0%
 Test Distance:9.410m [K=1.0000]
 Remarks:

UTILIZATION FACTORS TABLE

Test:U:221.8V I:0.7234A P:156.0W PF:0.9722 Lamp Flux:20789.1x1 lm		
NAME: LED HIGH BAY LIGHTT	TYPE:YHL-ID-150-HB-VD	WEIGHT:
SPEC.:MEAN WELL	DIM.: 5000K	SERIAL No.:20161228
MFR.:	SUR.:70Ra	PROTECTION ANGLE:

REFLECTANCE										
Ceiling	0.8	0.8	0.8	0.7	0.7	0.7	0.5	0.5	0.5	0
Walls	0.7	0.5	0.3	0.7	0.5	0.3	0.7	0.5	0.3	0
Working plane	0.2	0.2	0.2	0.2	0.2	0.2	0.2	0.2	0.2	0
ROOM INDEX	UTILIZATION FACTORS(PERCENT) $k(RI) \times RCR = 5$									
k = 0.60	60	48	42	59	48	41	58	48	41	35
0.80	70	59	52	69	59	52	68	58	52	45
1.00	80	69	63	78	69	62	76	70	62	55
1.25	87	77	71	85	77	71	83	75	70	63
1.50	92	83	77	90	82	76	87	80	75	68
2.00	98	91	85	97	90	85	93	88	83	76
2.50	102	95	90	100	94	89	96	91	87	79
3.00	105	99	94	103	98	93	99	95	91	83
4.00	108	104	100	106	102	98	102	98	95	87
5.00	110	106	103	108	104	101	104	101	98	89
ROOM INDEX	UF(total)									Direct
According to DIN EN 13032-2 2004			Suspended				SHRNOM = 1.25			

C Range: 0 - 360DEG
 C Interval: 5.0DEG
 Test Speed: HIGH
 Temperature:25DEG
 Operators:CHEN YU
 Test Date:2016-12-28

γ Range: 0 - 90DEG
 γ Interval: 0.5DEG
 Test System:EVERFINE GO-2000A_V1 SYSTEM V2.0.287
 Humidity:65.0%
 Test Distance:9.410m [K=1.0000]
 Remarks:

ISOCANDELA DIAGRAM

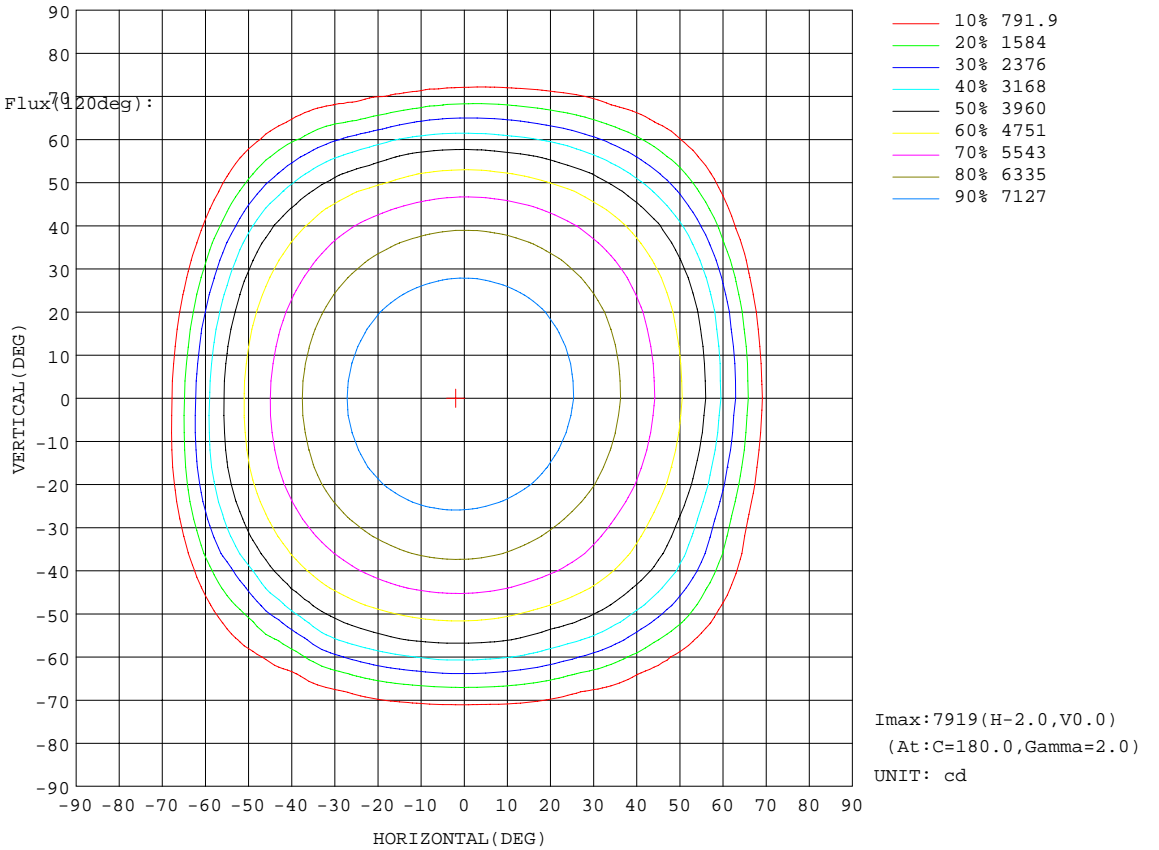
Test:U:221.8V I:0.7234A P:156.0W PF:0.9722 Lamp Flux:20789.1x1 lm		
NAME: LED HIGH BAY LIGHTT	TYPE:YHL-ID-150-HB-VD	WEIGHT:
SPEC.:MEAN WELL	DIM.: 5000K	SERIAL No.:20161228
MFR.:	SUR.:70Ra	PROTECTION ANGLE:

Conical surface Flux(90deg):

12501 lm
%lum = 60.1%
%lamp = 60.1%

Conical surface Flux(70deg):

18395 lm
%lum = 88.5%
%lamp = 88.5%



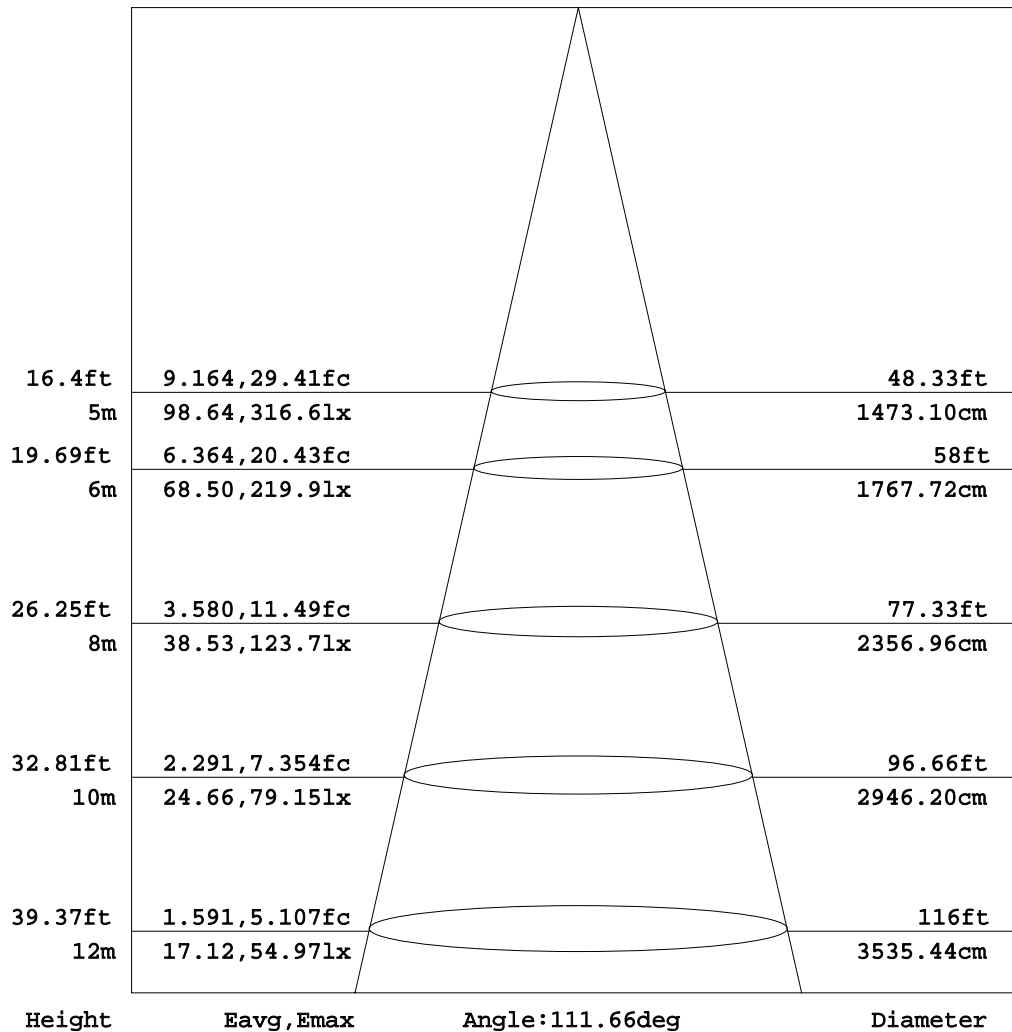
C Range: 0 - 360DEG
C Interval: 5.0DEG
Test Speed: HIGH
Temperature: 25DEG
Operators: CHEN YU
Test Date: 2016-12-28

γ Range: 0 - 90DEG
γ Interval: 0.5DEG
Test System: EVERFINE GO-2000A_V1 SYSTEM V2.0.287
Humidity: 65.0%
Test Distance: 9.410m [K=1.0000]
Remarks:

AAI Figure

Test:U:221.8V I:0.7234A P:156.0W PF:0.9722 Lamp Flux:20789.1x1 lm		
NAME: LED HIGH BAY LIGHTT	TYPE:YHL-ID-150-HB-VD	WEIGHT:
SPEC.:MEAN WELL	DIM.: 5000K	SERIAL No.:20161228
MFR.:	SUR.:70Ra	PROTECTION ANGLE:

Flux out:17027 lm



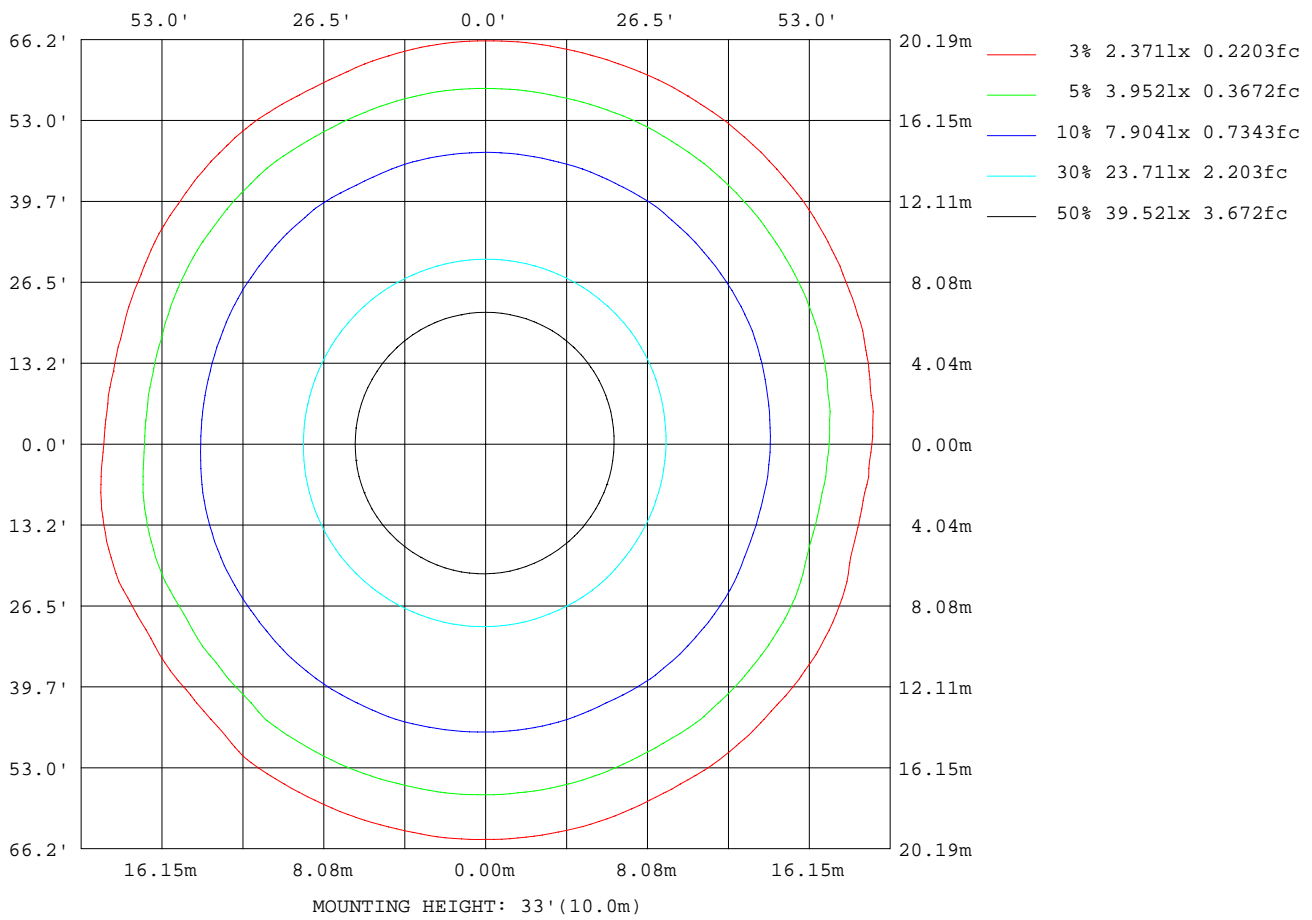
Note:The Curves indicate the illuminated area and the average illumination when the luminaire is at different distance.

C Range: 0 - 360DEG
 C Interval: 5.0DEG
 Test Speed: HIGH
 Temperature:25DEG
 Operators:CHEN YU
 Test Date:2016-12-28

γ Range: 0 - 90DEG
 γ Interval: 0.5DEG
 Test System:EVERFINE GO-2000A_V1 SYSTEM V2.0.287
 Humidity:65.0%
 Test Distance:9.410m [K=1.0000]
 Remarks:

ISOLUX DIAGRAM

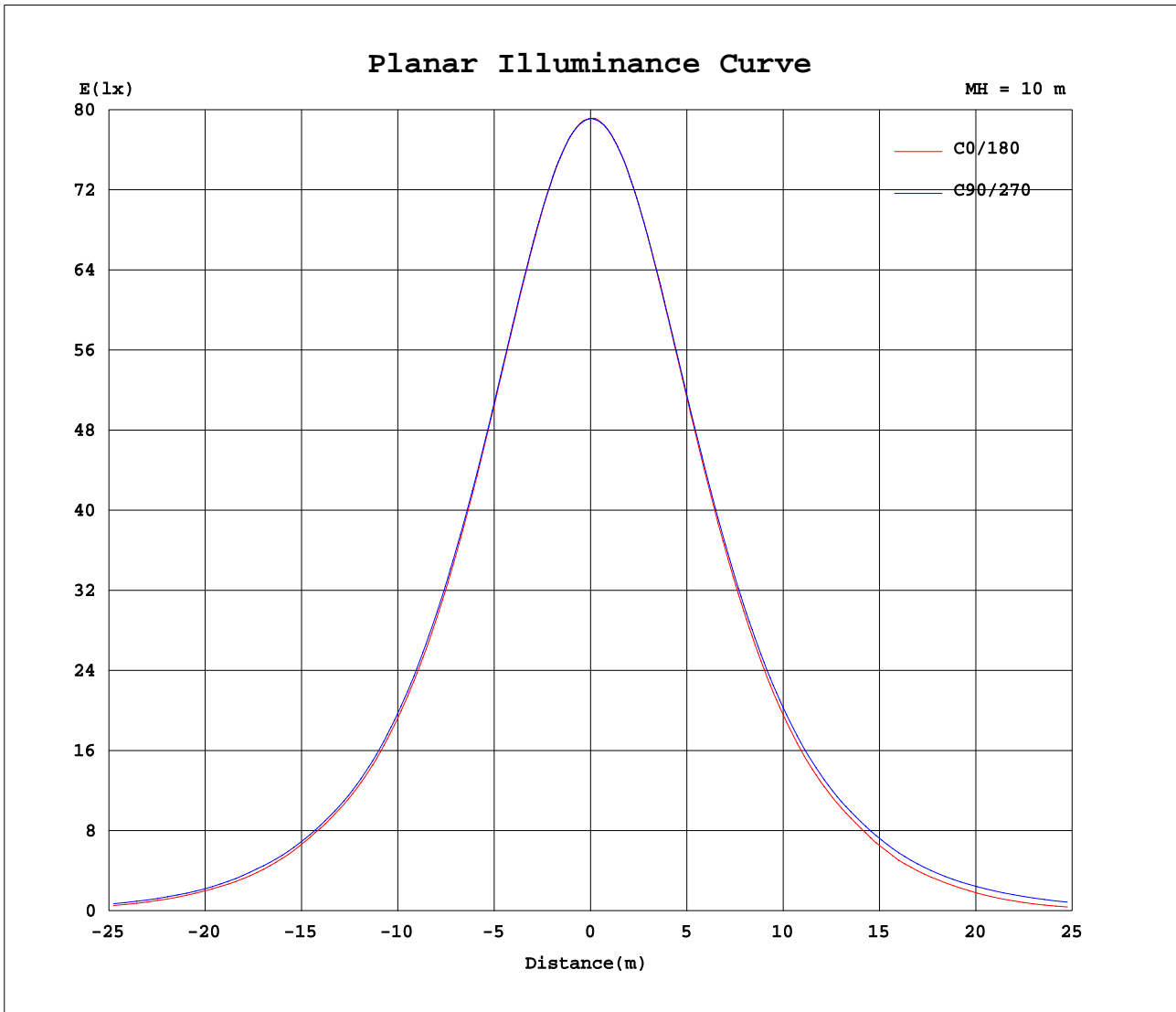
Test:U:221.8V I:0.7234A P:156.0W PF:0.9722 Lamp Flux:20789.1x1 lm		
NAME: LED HIGH BAY LIGHTT	TYPE:YHL-ID-150-HB-VD	WEIGHT:
SPEC.:MEAN WELL	DIM.: 5000K	SERIAL No.:20161228
MFR.:	SUR.:70Ra	PROTECTION ANGLE:



C Range: 0 - 360DEG
 C Interval: 5.0DEG
 Test Speed: HIGH
 Temperature:25DEG
 Operators:CHEN YU
 Test Date:2016-12-28

γ Range: 0 - 90DEG
 γ Interval: 0.5DEG
 Test System:EVERFINE GO-2000A_V1 SYSTEM V2.0.287
 Humidity:65.0%
 Test Distance:9.410m [K=1.0000]
 Remarks:

Planar Illuminance Curve



C Range: 0 - 360DEG
 C Interval: 5.0DEG
 Test Speed: HIGH
 Temperature: 25DEG
 Operators: CHEN YU
 Test Date: 2016-12-28

γ Range: 0 - 90DEG
 γ Interval: 0.5DEG
 Test System: EVERFINE GO-2000A_V1 SYSTEM V2.0.287
 Humidity: 65.0%
 Test Distance: 9.410m [K=1.0000]
 Remarks:

LUMINOUS DISTRIBUTION INTENSITY DATA

Test:U:221.8V I:0.7234A P:156.0W PF:0.9722 Lamp Flux:20789.1x1 lm		
NAME: LED HIGH BAY LIGHTT	TYPE:YHL-ID-150-HB-VD	WEIGHT:
SPEC.:MEAN WELL	DIM.: 5000K	SERIAL No.:20161228
MFR.:	SUR.:70Ra	PROTECTION ANGLE:

Table--1

UNIT: cd

C(DEG) γ (DEG)	0	5	10	15	20	25	30	35	40	45	50	55	60	65	70	75	80	85	90
0	7913	7913	7913	7913	7913	7913	7913	7913	7913	7913	7913	7913	7913	7913	7913	7913	7913	7913	7913
5	7871	7868	7866	7864	7863	7862	7862	7862	7862	7863	7865	7866	7866	7867	7869	7871	7873	7874	7875
10	7779	7771	7766	7762	7762	7763	7762	7762	7762	7762	7764	7766	7769	7772	7773	7774	7778	7782	7786
15	7622	7613	7608	7607	7605	7603	7602	7604	7608	7605	7604	7606	7610	7614	7619	7626	7627	7630	7639
20	7415	7403	7398	7393	7389	7387	7388	7386	7388	7392	7394	7399	7401	7405	7414	7421	7431	7437	7444
25	7148	7133	7126	7121	7119	7116	7113	7114	7116	7122	7130	7133	7134	7141	7148	7155	7165	7174	7180
30	6827	6807	6798	6792	6789	6783	6783	6786	6794	6791	6795	6801	6808	6814	6824	6838	6850	6865	6874
35	6444	6420	6407	6406	6391	6390	6396	6392	6392	6396	6404	6416	6432	6452	6469	6491	6503	6518	6526
40	5986	5960	5948	5936	5928	5932	5922	5924	5929	5949	5975	6001	6018	6026	6042	6062	6080	6099	6111
45	5446	5412	5408	5381	5377	5369	5368	5380	5420	5460	5478	5492	5497	5498	5512	5534	5552	5567	5581
50	4821	4784	4766	4745	4743	4742	4763	4817	4845	4875	4885	4888	4884	4882	4896	4918	4940	4957	4968
55	4143	4080	4025	4020	4001	4037	4114	4143	4139	4167	4181	4210	4184	4156	4195	4241	4263	4271	4278
60	3058	2957	2882	2881	2937	3075	3152	3164	3168	3194	3212	3234	3209	3204	3245	3288	3309	3324	3345
65	1816	1727	1675	1691	1854	1947	2011	2021	1978	2001	2013	2029	2001	2010	2036	2055	2075	2089	2092
70	598	592	586	697	792	854	883	903	874	889	901	924	906	904	917	914	901	862	866
75	230	228	241	260	266	269	271	285	280	285	271	287	309	318	323	327	323	316	316
80	79.6	77.6	93.3	97.6	101	103	106	111	110	111	118	120	118	119	121	121	120	119	117
85	9.79	8.75	9.87	10.1	10.5	11.9	8.92	12.7	17.2	19.6	21.0	21.6	22.3	22.8	22.8	21.9	20.5	19.6	19.1
90	0.78	0.00	0.00	0.00	0.00	0.00	0.00	0.00	0.00	0.00	0.00	0.00	0.00	0.00	0.00	0.00	0.00	0.00	0.00

C Range: 0 - 360DEG
 C Interval: 5.0DEG
 Test Speed: HIGH
 Temperature:25DEG
 Operators:CHEN YU
 Test Date:2016-12-28

γ Range: 0 - 90DEG
 γ Interval: 0.5DEG
 Test System:EVERFINE GO-2000A_V1 SYSTEM V2.0.287
 Humidity:65.0%
 Test Distance:9.410m [K=1.0000]
 Remarks:

LUMINOUS DISTRIBUTION INTENSITY DATA

Test:U:221.8V I:0.7234A P:156.0W PF:0.9722 Lamp Flux:20789.1x1 lm		
NAME: LED HIGH BAY LIGHTT	TYPE:YHL-ID-150-HB-VD	WEIGHT:
SPEC.:MEAN WELL	DIM.: 5000K	SERIAL No.:20161228
MFR.:	SUR.:70Ra	PROTECTION ANGLE:

Table--2

UNIT: cd

C(DEG)\ γ (DEG)	95	100	105	110	115	120	125	130	135	140	145	150	155	160	165	170	175	180	185
0	7913	7913	7913	7913	7913	7913	7913	7913	7913	7913	7913	7913	7913	7913	7913	7913	7913	7913	7913
5	7876	7878	7880	7882	7884	7885	7886	7887	7886	7886	7886	7887	7888	7889	7891	7894	7896	7899	7898
10	7790	7791	7795	7796	7796	7797	7799	7803	7807	7809	7812	7814	7817	7817	7819	7821	7821	7826	7823
15	7640	7647	7653	7655	7659	7663	7666	7670	7674	7677	7676	7678	7683	7686	7687	7685	7688	7694	7692
20	7450	7457	7462	7464	7470	7475	7482	7483	7487	7488	7491	7495	7493	7494	7498	7499	7497	7502	7500
25	7191	7199	7206	7216	7222	7229	7237	7243	7245	7248	7249	7249	7250	7250	7250	7251	7248	7252	7250
30	6884	6896	6900	6910	6917	6925	6934	6939	6942	6951	6950	6952	6950	6945	6943	6944	6939	6940	6937
35	6538	6545	6552	6554	6558	6564	6571	6573	6579	6581	6582	6586	6583	6579	6571	6565	6563	6560	6561
40	6117	6124	6125	6126	6128	6134	6136	6133	6142	6138	6143	6138	6137	6131	6118	6108	6105	6098	6101
45	5589	5598	5604	5606	5607	5612	5612	5609	5612	5610	5614	5605	5595	5592	5582	5563	5552	5538	5537
50	4979	4982	4988	4995	5002	5006	5008	5006	5004	5000	5002	4988	4980	4967	4956	4933	4910	4886	4887
55	4291	4306	4328	4319	4308	4320	4327	4313	4303	4270	4282	4281	4283	4273	4256	4228	4173	4134	4114
60	3359	3332	3310	3318	3331	3356	3365	3321	3206	3163	3200	3128	3207	3226	3203	3152	3024	2935	2920
65	2092	2079	2078	2083	2075	2070	2072	1985	1864	1849	1841	1837	1888	1978	1939	1857	1691	1541	1467
70	870	877	890	917	925	916	897	822	803	799	821	794	725	675	597	538	465	368	369
75	317	319	320	317	312	298	263	249	264	250	246	231	225	218	211	212	200	183	178
80	117	116	114	112	108	107	104	102	97.3	92.9	88.9	83.0	80.4	78.7	77.7	74.7	70.9	52.1	45.6
85	19.1	19.4	20.1	20.7	20.9	20.6	19.6	18.9	16.6	13.3	9.12	7.84	10.4	10.1	9.63	8.69	6.49	6.33	13.2
90	0.00	0.00	0.00	0.00	0.00	0.00	0.00	0.00	0.00	0.00	0.00	0.00	0.00	0.00	0.00	0.00	0.00	3.93	0.00

C Range: 0 - 360DEG
C Interval: 5.0DEG
Test Speed: HIGH
Temperature:25DEG
Operators:CHEN YU
Test Date:2016-12-28

γ Range: 0 - 90DEG
γ Interval: 0.5DEG
Test System:EVERFINE GO-2000A_V1 SYSTEM V2.0.287
Humidity:65.0%
Test Distance:9.410m [K=1.0000]
Remarks:

LUMINOUS DISTRIBUTION INTENSITY DATA

Test:U:221.8V I:0.7234A P:156.0W PF:0.9722 Lamp Flux:20789.1x1 lm		
NAME: LED HIGH BAY LIGHTT	TYPE:YHL-ID-150-HB-VD	WEIGHT:
SPEC.:MEAN WELL	DIM.: 5000K	SERIAL No.:20161228
MFR.:	SUR.:70Ra	PROTECTION ANGLE:

Table--3

UNIT: cd

C(DEG) γ (DEG)	190	195	200	205	210	215	220	225	230	235	240	245	250	255	260	265	270	275	280
0	7913	7913	7913	7913	7913	7913	7913	7913	7913	7913	7913	7913	7913	7913	7913	7913	7913	7913	7913
5	7897	7896	7896	7896	7895	7895	7896	7896	7897	7897	7897	7897	7897	7898	7898	7897	7896	7894	7893
10	7823	7824	7827	7829	7829	7830	7829	7828	7827	7827	7827	7829	7828	7828	7828	7830	7831	7828	7825
15	7693	7697	7698	7698	7697	7698	7703	7701	7698	7700	7704	7705	7704	7702	7699	7697	7699	7696	7692
20	7505	7508	7507	7509	7513	7510	7514	7520	7521	7521	7520	7521	7525	7528	7530	7528	7525	7527	7521
25	7255	7254	7258	7260	7263	7269	7272	7275	7281	7282	7283	7283	7285	7286	7288	7288	7284	7285	7282
30	6943	6945	6947	6953	6960	6960	6968	6968	6978	6981	6983	6988	6993	6997	7001	7004	7005	7006	6999
35	6562	6567	6569	6576	6580	6585	6595	6605	6611	6623	6628	6632	6639	6650	6651	6656	6654	6657	6652
40	6098	6100	6111	6117	6123	6136	6149	6167	6179	6192	6199	6202	6209	6220	6234	6243	6246	6248	6241
45	5535	5544	5549	5560	5579	5600	5619	5650	5661	5679	5680	5680	5692	5708	5724	5731	5739	5739	5735
50	4886	4898	4912	4932	4957	4989	5010	5042	5062	5075	5074	5073	5088	5106	5127	5145	5155	5154	5147
55	4117	4138	4167	4201	4246	4277	4282	4335	4341	4388	4370	4344	4372	4436	4451	4460	4470	4466	4442
60	2915	2936	2965	3058	3126	3200	3218	3275	3323	3346	3336	3347	3397	3446	3474	3491	3483	3477	3460
65	1453	1485	1568	1653	1773	1878	1979	2051	2096	2141	2129	2092	2142	2235	2308	2356	2375	2385	2381
70	372	389	434	509	647	777	870	943	987	1030	968	926	905	943	1025	1098	1141	1167	1185
75	181	191	205	219	231	243	258	275	269	313	328	321	326	338	350	361	370	383	400
80	48.5	56.2	64.3	74.2	83.7	90.9	96.9	99.3	108	113	114	119	127	137	143	148	154	165	176
85	14.9	15.1	14.9	14.8	13.7	15.3	17.6	20.9	21.8	23.1	23.8	24.7	27.4	29.3	30.2	31.7	34.2	38.4	43.1
90	0.00	0.00	0.00	0.00	0.00	0.00	0.00	0.00	0.00	0.00	0.00	0.00	0.00	0.00	0.00	0.00	0.00	0.00	0.00

C Range: 0 - 360DEG
 C Interval: 5.0DEG
 Test Speed: HIGH
 Temperature:25DEG
 Operators:CHEN YU
 Test Date:2016-12-28

γ Range: 0 - 90DEG
 γ Interval: 0.5DEG
 Test System:EVERFINE GO-2000A_V1 SYSTEM V2.0.287
 Humidity:65.0%
 Test Distance:9.410m [K=1.0000]
 Remarks:

LUMINOUS DISTRIBUTION INTENSITY DATA

Test:U:221.8V I:0.7234A P:156.0W PF:0.9722 Lamp Flux:20789.1x1 lm		
NAME: LED HIGH BAY LIGHTT	TYPE:YHL-ID-150-HB-VD	WEIGHT:
SPEC.:MEAN WELL	DIM.: 5000K	SERIAL No.:20161228
MFR.:	SUR.:70Ra	PROTECTION ANGLE:

Table--4

UNIT: cd

C(DEG) γ (DEG)	285	290	295	300	305	310	315	320	325	330	335	340	345	350	355				
0	7913	7913	7913	7913	7913	7913	7913	7913	7913	7913	7913	7913	7913	7913	7913				
5	7892	7891	7890	7889	7888	7885	7882	7878	7876	7874	7872	7871	7870	7870	7870				
10	7822	7818	7813	7808	7806	7803	7802	7799	7795	7790	7787	7782	7778	7776	7777				
15	7689	7686	7681	7678	7675	7670	7668	7664	7653	7646	7643	7639	7633	7625	7621				
20	7515	7508	7505	7497	7490	7481	7475	7470	7462	7459	7447	7433	7425	7418	7413				
25	7277	7276	7271	7263	7260	7257	7239	7225	7213	7204	7198	7186	7170	7160	7150				
30	6993	6991	6982	6976	6969	6958	6946	6942	6920	6901	6887	6878	6860	6842	6829				
35	6651	6644	6636	6634	6628	6612	6596	6578	6566	6552	6522	6502	6494	6465	6447				
40	6238	6227	6222	6214	6206	6191	6185	6164	6140	6121	6102	6065	6040	6017	5993				
45	5734	5725	5719	5718	5708	5691	5674	5661	5651	5615	5584	5553	5509	5491	5450				
50	5143	5140	5130	5120	5106	5093	5090	5065	5047	5029	4987	4948	4897	4859	4825				
55	4434	4426	4420	4439	4456	4406	4411	4392	4407	4368	4348	4300	4255	4182	4146				
60	3465	3471	3479	3475	3470	3455	3446	3427	3397	3387	3352	3309	3244	3155	3105				
65	2364	2350	2352	2343	2335	2303	2280	2231	2215	2132	2056	2000	1967	1917	1858				
70	1183	1186	1194	1197	1169	1147	1137	1118	1051	955	850	730	656	617	586				
75	409	416	437	441	410	367	363	361	314	285	270	257	247	244	236				
80	179	181	180	176	171	163	153	142	132	121	111	102	92.6	85.6	82.5				
85	46.5	48.6	52.0	54.2	53.6	46.8	42.8	38.2	29.4	23.3	24.3	22.3	21.9	20.7	15.5				
90	0.00	0.00	0.00	0.00	0.00	0.00	0.00	0.00	0.00	0.00	0.00	0.00	0.00	0.00	0.00				

C Range: 0 - 360DEG
 C Interval: 5.0DEG
 Test Speed: HIGH
 Temperature:25DEG
 Operators:CHEN YU
 Test Date:2016-12-28

γ Range: 0 - 90DEG
 γ Interval: 0.5DEG
 Test System:EVERFINE GO-2000A_V1 SYSTEM V2.0.287
 Humidity:65.0%
 Test Distance:9.410m [K=1.0000]
 Remarks: