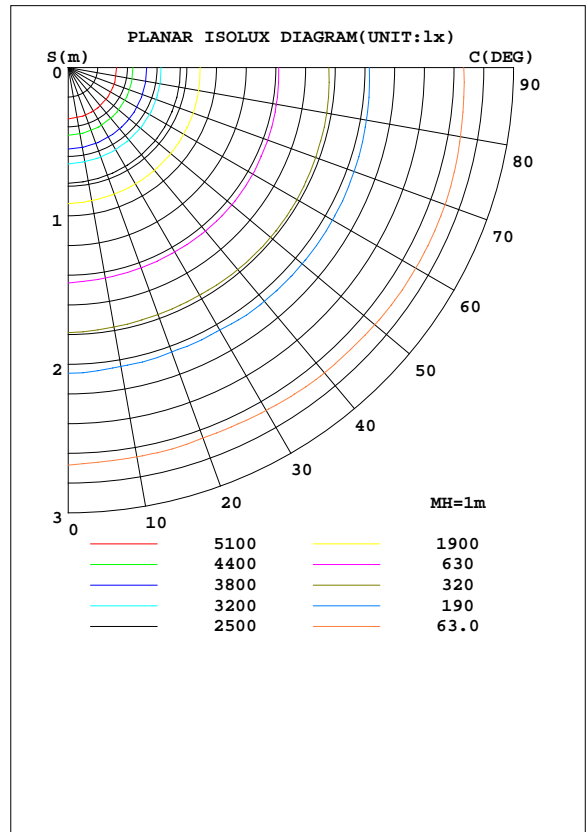
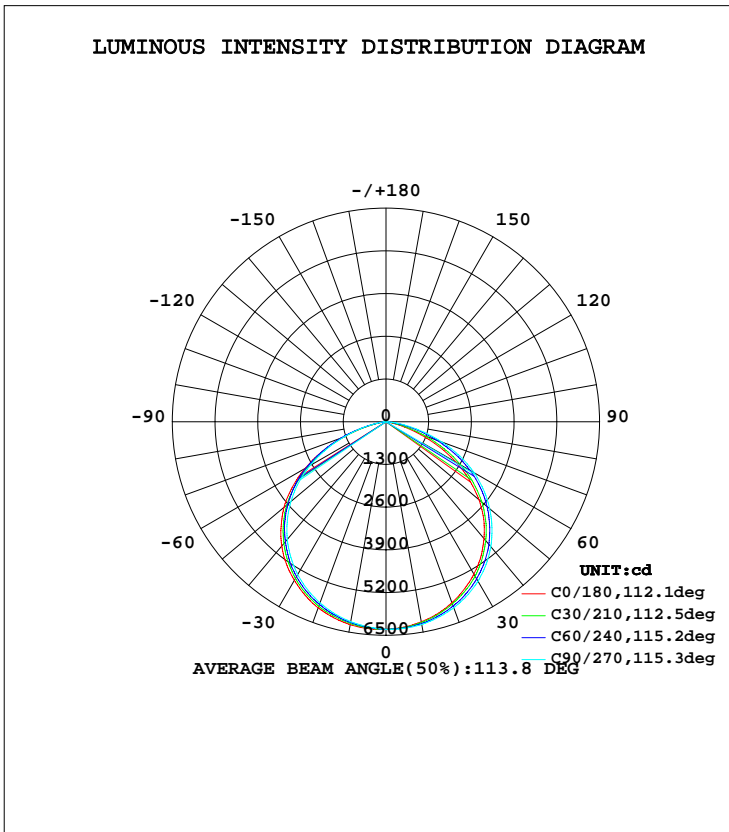


LUMINAIRE PHOTOMETRIC TEST REPORT

Test:U:223.4V I:0.5662A P:121.9W PF:0.9639 Lamp Flux:17622.4x1 lm		
NAME: LED HIGH BAY LIGHT	TYPE:YHL-ID-120-HB-VE	WEIGHT:
SPEC.:MEAN WELL	DIM.: 5000K	SERIAL No.:20170217
MFR.:	SUR.:70Ra	PROTECTION ANGLE:

DATA OF LAMP		PHOTOMETRIC DATA Eff: 144.53 lm/W			
MODEL NF2W757GRT-V1 250PCS		Imax(cd)	6324	S/MH(C0/180)	1.26
NOMINAL POWER(W)	120	LOR(%)	100.0	S/MH(C90/270)	1.32
RATED VOLTAGE(V)	220	TOTAL FLUX(lm)	17622	η UP, DN(C0-180)	0.0, 48.4
NOMINAL FLUX(lm)	17622.4	CIE CLASS	DIRECT	η UP, DN(C180-360)	0.0, 51.6
LAMPS INSIDE	1	η up(%)	0.0	CIBSE SHR NOM	1.25
TEST VOLTAGE(V)	220	η down(%)	100.0	CIBSE SHR MAX	1.35



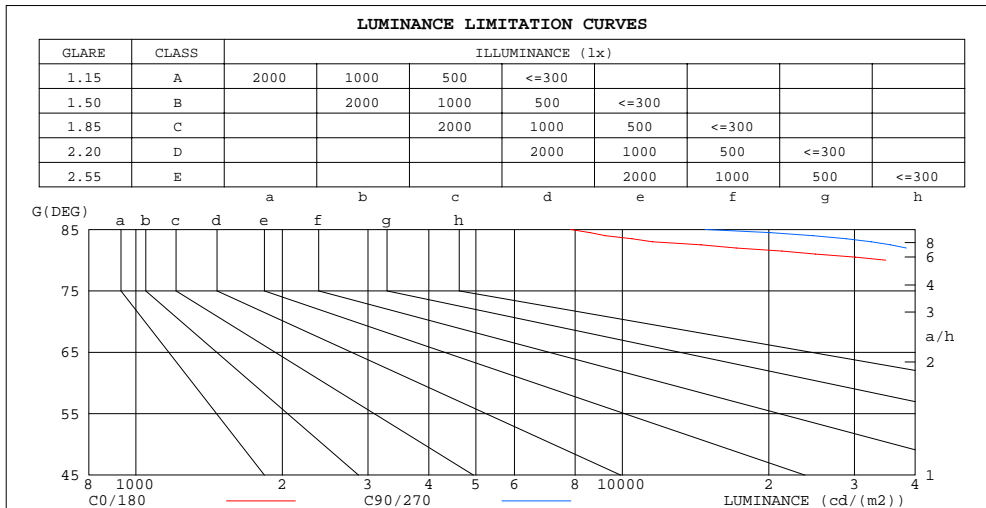
C Range: 0 - 360DEG
 C Interval: 5.0DEG
 Test Speed: HIGH
 Temperature:25DEG
 Operators:CHEN YU
 Test Date:2017-02-17

γ Range: 0 - 90DEG
 γ Interval: 0.5DEG
 Test System:EVERFINE GO-2000A_V1 SYSTEM V2.0.287
 Humidity:65.0%
 Test Distance:9.410m [K=1.0000]
 Remarks:

ZONAL FLUX DIAGRAM
AND LUMINANCE LIMITATION CURVES

ZONAL FLUX DIAGRAM:

γ	C0	C45	C90	C135	C180	C225	C270	C315	γ	Φ zone	Φ total	lum, lamp
5	6319	6288	6265	6257	6273	6290	6312	6319	0- 5	150.7	150.7	0.85,0.85
10	6268	6217	6181	6160	6183	6219	6266	6273	5- 10	447.4	598.1	3.39,3.39
15	6171	6107	6046	6025	6050	6103	6162	6188	10- 15	731.0	1329	7.54,7.54
20	6027	5948	5870	5841	5863	5939	6027	6053	15- 20	992.8	2322	13.2,13.2
25	5825	5737	5645	5609	5627	5728	5837	5874	20- 25	1225	3546	20.1,20.1
30	5574	5475	5376	5326	5352	5470	5603	5638	25- 30	1418	4965	28.2,28.2
35	5286	5166	5045	4994	5029	5163	5307	5345	30- 35	1566	6531	37.1,37.1
40	4937	4819	4677	4604	4637	4787	4965	5004	35- 40	1662	8193	46.5,46.5
45	4516	4392	4247	4166	4209	4380	4560	4622	40- 45	1700	9894	56.1,56.1
50	4054	3934	3779	3668	3695	3923	4124	4164	45- 50	1676	11570	65.7,65.7
55	3486	3408	3257	3134	3105	3388	3628	3644	50- 55	1585	13155	74.6,74.6
60	2840	2803	2672	2479	2470	2803	3099	3062	55- 60	1423	14578	82.7,82.7
65	2131	2147	2028	1807	1767	2174	2477	2406	60- 65	1191	15770	89.5,89.5
70	1403	1426	1373	1151	1062	1477	1808	1705	65- 70	899.4	16669	94.6,94.6
75	711.9	742.8	769.6	553.3	488.6	824.6	1138	1021	70- 75	578.2	17247	97.9,97.9
80	211.6	241.3	283.5	152.9	105.4	323.9	559.4	463.0	75- 80	283.1	17530	99.5,99.5
85	23.87	23.44	45.13	22.07	23.87	69.01	120.4	126.6	80- 85	85.69	17616	100,100
90	1.235	0	0	0	2.226	0	0	0	85- 90	6.485	17622	100,100
95									90- 95			
100									95-100			
105									100-105			
110									105-110			
115									110-115			
120									115-120			
125									120-125			
130									125-130			
135									130-135			
140									135-140			
145									140-145			
150									145-150			
155									150-155			
160									155-160			
165									160-165			
170									165-170			
175									170-175			
180									175-180			
DEG	LUMINOUS INTENSITY:cd									UNIT:lm		



LUMINANCE cd/(m2)		
G(DEG)	C0/180	C90/270
85	7827	14795
80	34820	46639
75	78583	84961
70	117237	114693
65	144038	137101
60	162291	152689
55	173632	162217
50	180192	167971
45	182464	171622

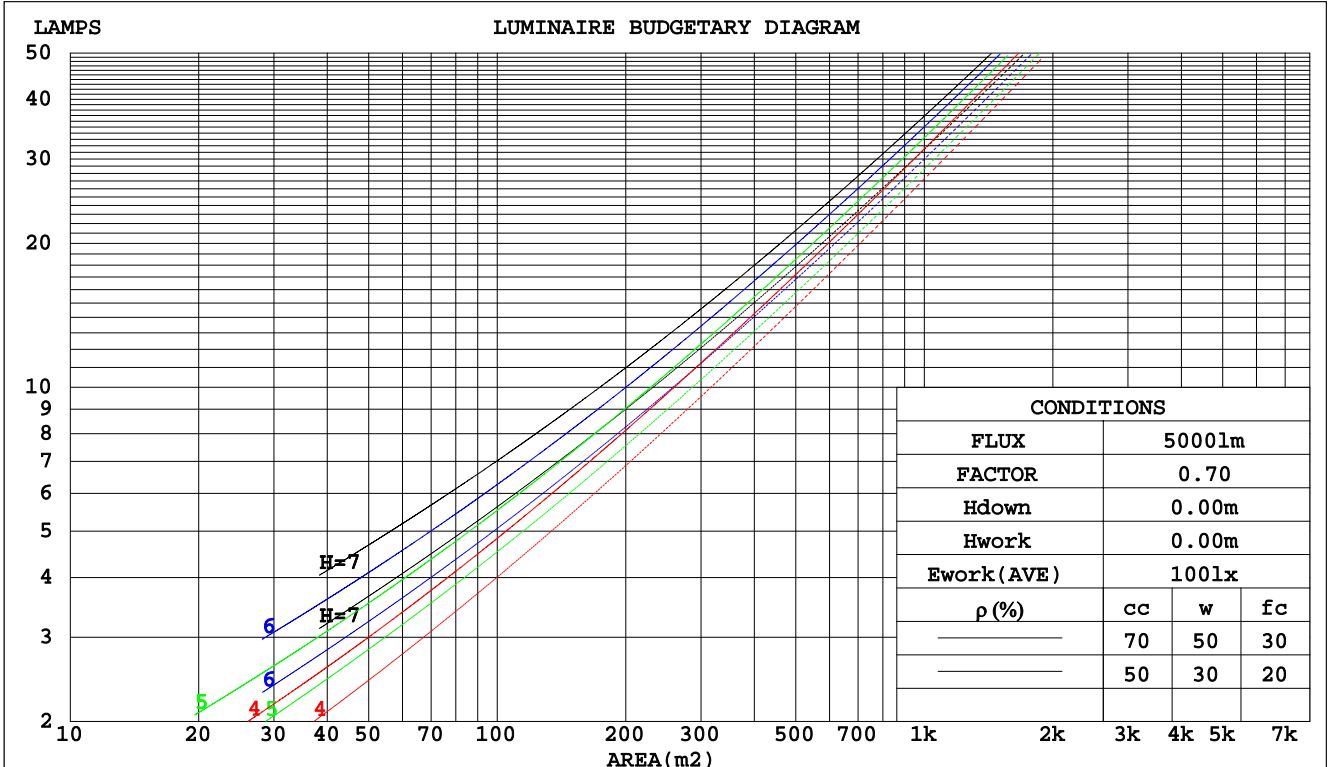
C Range: 0 - 360DEG
C Interval: 5.0DEG
Test Speed: HIGH
Temperature:25DEG
Operators:CHEN YU
Test Date:2017-02-17

γ Range: 0 - 90DEG
γ Interval: 0.5DEG
Test System:EVERFINE GO-2000A_V1 SYSTEM V2.0.287
Humidity:65.0%
Test Distance:9.410m [K=1.0000]
Remarks:

CU AND LUMINAIRE BUDGETARY ESTIMATE DIAGRAM

Test:U:223.4V I:0.5662A P:121.9W PF:0.9639 Lamp Flux:17622.4x1 lm		
NAME: LED HIGH BAY LIGHT	TYPE:YHL-ID-120-HB-VE	WEIGHT:
SPEC.:MEAN WELL	DIM.: 5000K	SERIAL No.:20170217
MFR.:	SUR.:70Ra	PROTECTION ANGLE:

pcc	80%			70%			50%			30%			10%			0
	50%	30%	10%	50%	30%	10%	50%	30%	10%	50%	30%	10%	50%	30%	10%	0
pw																0
pfc																0
RCR	RCR:Room Cavity Ratio			Coefficients of Utilization(CU)												
0.0	1.19	1.19	1.19	1.16	1.16	1.16	1.11	1.11	1.11	1.06	1.06	1.06	1.02	1.02	1.02	1.00
1.0	1.05	1.01	.98	1.03	.99	.96	.99	.96	.93	.95	.92	.90	.91	.89	.88	.85
2.0	.92	.86	.80	.90	.84	.79	.87	.82	.77	.83	.79	.76	.80	.77	.74	.72
3.0	.81	.73	.67	.79	.72	.66	.77	.70	.65	.74	.68	.64	.71	.67	.63	.61
4.0	.72	.63	.57	.71	.63	.56	.68	.61	.56	.66	.60	.55	.64	.58	.54	.52
5.0	.64	.55	.49	.63	.55	.49	.61	.54	.48	.59	.53	.48	.57	.52	.47	.45
6.0	.58	.49	.43	.57	.48	.42	.55	.48	.42	.53	.47	.42	.52	.46	.41	.39
7.0	.52	.44	.38	.52	.43	.37	.50	.43	.37	.49	.42	.37	.47	.41	.37	.35
8.0	.48	.39	.33	.47	.39	.33	.46	.38	.33	.44	.38	.33	.43	.37	.33	.31
9.0	.44	.36	.30	.43	.35	.30	.42	.35	.30	.41	.34	.30	.40	.34	.30	.28
10.0	.40	.32	.27	.40	.32	.27	.39	.32	.27	.38	.31	.27	.37	.31	.27	.25



C Range: 0 - 360DEG
 C Interval: 5.0DEG
 Test Speed: HIGH
 Temperature:25DEG
 Operators:CHEN YU
 Test Date:2017-02-17

γ Range: 0 - 90DEG
 γ Interval: 0.5DEG
 Test System:EVERFINE GO-2000A_V1 SYSTEM V2.0.287
 Humidity:65.0%
 Test Distance:9.410m [K=1.0000]
 Remarks:

WEC AND CCEC

Test:U:223.4V I:0.5662A P:121.9W PF:0.9639 Lamp Flux:17622.4x1 lm		
NAME: LED HIGH BAY LIGHT	TYPE:YHL-ID-120-HB-VE	WEIGHT:
SPEC.:MEAN WELL	DIM.: 5000K	SERIAL No.:20170217
MFR.:	SUR.:70Ra	PROTECTION ANGLE:

ρcc	80%			70%			50%			30%			10%			0
ρw	50%	30%	10%	50%	30%	10%	50%	30%	10%	50%	30%	10%	50%	30%	10%	0
ρfc	20%			20%			20%			20%			20%			0
RCR	RCR:Room Cavity Ratio						Wall Exitance Coefficients(WEC)									
0.0																
1.0	.285	.162	.051	.278	.158	.050	.265	.152	.048	.253	.146	.047	.241	.140	.045	
2.0	.276	.151	.046	.270	.148	.046	.258	.143	.045	.247	.139	.043	.238	.134	.042	
3.0	.259	.138	.041	.254	.136	.041	.243	.132	.040	.234	.128	.039	.225	.125	.039	
4.0	.241	.126	.037	.237	.124	.037	.228	.121	.036	.219	.118	.036	.211	.115	.035	
5.0	.225	.115	.033	.221	.113	.033	.212	.111	.033	.205	.108	.032	.198	.106	.032	
6.0	.209	.105	.030	.206	.104	.030	.199	.102	.030	.192	.100	.029	.186	.098	.029	
7.0	.196	.097	.027	.192	.096	.027	.186	.094	.027	.180	.092	.027	.174	.091	.027	
8.0	.183	.090	.025	.180	.089	.025	.174	.087	.025	.169	.086	.025	.164	.084	.025	
9.0	.172	.083	.023	.169	.083	.023	.164	.081	.023	.159	.080	.023	.155	.079	.023	
10.0	.162	.078	.022	.160	.077	.022	.155	.076	.021	.151	.075	.021	.146	.074	.021	

ρcc	80%			70%			50%			30%			10%			0
ρw	50%	30%	10%	50%	30%	10%	50%	30%	10%	50%	30%	10%	50%	30%	10%	0
ρfc	20%			20%			20%			20%			20%			0
RCR	RCR:Room Cavity Ratio						Ceiling Cavity Exitance Coefficients(CCEC)									
0.0	.190	.190	.190	.163	.163	.163	.111	.111	.111	.064	.064	.064	.020	.020	.020	
1.0	.179	.156	.136	.153	.134	.117	.105	.092	.081	.060	.053	.047	.019	.017	.015	
2.0	.170	.132	.100	.146	.114	.086	.100	.079	.060	.058	.046	.035	.018	.015	.012	
3.0	.162	.114	.076	.139	.099	.066	.096	.068	.046	.055	.040	.027	.018	.013	.009	
4.0	.155	.101	.059	.133	.087	.052	.091	.061	.036	.053	.036	.022	.017	.012	.007	
5.0	.148	.090	.048	.127	.078	.042	.087	.055	.029	.051	.032	.017	.016	.010	.006	
6.0	.141	.082	.040	.121	.071	.035	.084	.050	.024	.048	.029	.015	.016	.010	.005	
7.0	.134	.075	.034	.115	.065	.029	.080	.046	.021	.046	.027	.012	.015	.009	.004	
8.0	.128	.069	.029	.110	.060	.025	.076	.042	.018	.044	.025	.011	.014	.008	.004	
9.0	.122	.064	.025	.105	.056	.022	.073	.039	.016	.042	.023	.009	.014	.008	.003	
10.0	.116	.060	.023	.100	.052	.020	.070	.037	.014	.041	.022	.008	.013	.007	.003	

C Range: 0 - 360DEG
 C Interval: 5.0DEG
 Test Speed: HIGH
 Temperature:25DEG
 Operators:CHEN YU
 Test Date:2017-02-17

γ Range: 0 - 90DEG
 γ Interval: 0.5DEG
 Test System:EVERFINE GO-2000A_V1 SYSTEM V2.0.287
 Humidity:65.0%
 Test Distance:9.410m [K=1.0000]
 Remarks:

UGR(Unified Glare Rating) Table

Test:U:223.4V I:0.5662A P:121.9W PF:0.9639 Lamp Flux:17622.4x1 lm										
NAME: LED HIGH BAY LIGHT					TYPE:YHL-ID-120-HB-VE			WEIGHT:		
SPEC.:MEAN WELL					DIM.: 5000K			SERIAL No.:20170217		
MFR.:					SUR.:70Ra			PROTECTION ANGLE:		
ceiling/cavity	0.7	0.7	0.5	0.5	0.3	0.7	0.7	0.5	0.5	0.3
walls	0.5	0.3	0.5	0.3	0.3	0.5	0.3	0.5	0.3	0.3
working plane	0.2	0.2	0.2	0.2	0.2	0.2	0.2	0.2	0.2	0.2
Room dimensions	Viewed crosswise					Viewed endwise				
x = 2H y = 2H	30.8	32.3	31.1	32.5	32.7	30.7	32.2	31.0	32.4	32.6
3H	31.9	33.2	32.2	33.5	33.7	31.8	33.2	32.1	33.4	33.7
4H	32.1	33.4	32.4	33.6	33.9	32.1	33.4	32.4	33.7	33.9
6H	32.1	33.3	32.4	33.6	33.9	32.2	33.4	32.5	33.7	34.0
8H	32.0	33.2	32.4	33.5	33.8	32.2	33.4	32.5	33.6	33.9
12H	32.0	33.1	32.3	33.4	33.7	32.1	33.3	32.5	33.6	33.9
4H 2H	31.3	32.6	31.6	32.9	33.1	31.2	32.5	31.6	32.8	33.1
3H	32.5	33.6	32.9	33.9	34.2	32.5	33.7	32.9	34.0	34.3
4H	32.8	33.8	33.1	34.1	34.5	32.9	33.9	33.3	34.3	34.6
6H	32.8	33.7	33.2	34.1	34.4	33.0	33.9	33.4	34.3	34.7
8H	32.8	33.6	33.2	34.0	34.4	33.0	33.9	33.4	34.2	34.6
12H	32.7	33.5	33.2	33.9	34.3	33.0	33.8	33.4	34.2	34.6
8H 4H	32.9	33.7	33.3	34.1	34.4	33.0	33.8	33.4	34.2	34.6
6H	32.9	33.6	33.4	34.0	34.4	33.1	33.8	33.6	34.2	34.7
8H	32.9	33.5	33.4	33.9	34.4	33.2	33.8	33.6	34.2	34.6
12H	32.9	33.4	33.3	33.8	34.3	33.1	33.7	33.6	34.1	34.6
12H 4H	32.8	33.6	33.2	34.0	34.4	32.9	33.7	33.4	34.1	34.5
6H	32.9	33.5	33.4	33.9	34.4	33.1	33.7	33.6	34.2	34.6
8H	32.9	33.4	33.4	33.8	34.3	33.1	33.7	33.6	34.1	34.6
Variations with the observer position at spacings:										
S = 1.0H	+ 0.2 / - 0.3					+ 0.3 / - 0.3				
1.5H	+ 0.2 / - 0.4					+ 0.3 / - 0.5				
2.0H	+ 0.5 / - 0.5					+ 0.3 / - 0.5				

CIE Pub.117 Corrected 17622 lm Total Lamp Luminous Flux.(8log(F/F0) = 10.0)

C Range: 0 - 360DEG
 C Interval: 5.0DEG
 Test Speed: HIGH
 Temperature:25DEG
 Operators:CHEN YU
 Test Date:2017-02-17

γ Range: 0 - 90DEG
 γ Interval: 0.5DEG
 Test System:EVERFINE GO-2000A_V1 SYSTEM V2.0.287
 Humidity:65.0%
 Test Distance:9.410m [K=1.0000]
 Remarks:

UTILIZATION FACTORS TABLE

Test:U:223.4V I:0.5662A P:121.9W PF:0.9639 Lamp Flux:17622.4x1 lm		
NAME: LED HIGH BAY LIGHT	TYPE:YHL-ID-120-HB-VE	WEIGHT:
SPEC.:MEAN WELL	DIM.: 5000K	SERIAL No.:20170217
MFR.:	SUR.:70Ra	PROTECTION ANGLE:

REFLECTANCE										
Ceiling	0.8	0.8	0.8	0.7	0.7	0.7	0.5	0.5	0.5	0
Walls	0.7	0.5	0.3	0.7	0.5	0.3	0.7	0.5	0.3	0
Working plane	0.2	0.2	0.2	0.2	0.2	0.2	0.2	0.2	0.2	0
ROOM INDEX	UTILIZATION FACTORS(PERCENT) $k(RI) \times RCR = 5$									
k = 0.60	58	47	40	58	47	40	56	46	40	33
0.80	69	57	50	68	57	50	66	56	49	43
1.00	77	67	59	76	66	59	74	67	59	52
1.25	85	74	68	83	74	67	81	72	66	59
1.50	90	80	73	88	79	73	85	78	72	65
2.00	96	88	82	95	87	81	91	85	80	72
2.50	100	93	87	98	92	86	94	89	84	76
3.00	103	97	92	101	96	91	97	93	89	80
4.00	107	102	98	105	100	96	101	97	94	85
5.00	110	105	101	107	103	100	103	100	97	88
ROOM INDEX	UF(total)									Direct
According to DIN EN 13032-2 2004			Suspended				SHRNOM = 1.25			

C Range: 0 - 360DEG
 C Interval: 5.0DEG
 Test Speed: HIGH
 Temperature:25DEG
 Operators:CHEN YU
 Test Date:2017-02-17

γ Range: 0 - 90DEG
 γ Interval: 0.5DEG
 Test System:EVERFINE GO-2000A_V1 SYSTEM V2.0.287
 Humidity:65.0%
 Test Distance:9.410m [K=1.0000]
 Remarks:

ISOCANDELA DIAGRAM

Test:U:223.4V I:0.5662A P:121.9W PF:0.9639 Lamp Flux:17622.4x1 lm		
NAME: LED HIGH BAY LIGHT	TYPE:YHL-ID-120-HB-VE	WEIGHT:
SPEC.:MEAN WELL	DIM.: 5000K	SERIAL No.:20170217
MFR.:	SUR.:70Ra	PROTECTION ANGLE:

Conical surface Flux(90deg):

9893.5 lm

%lum = 56.1%

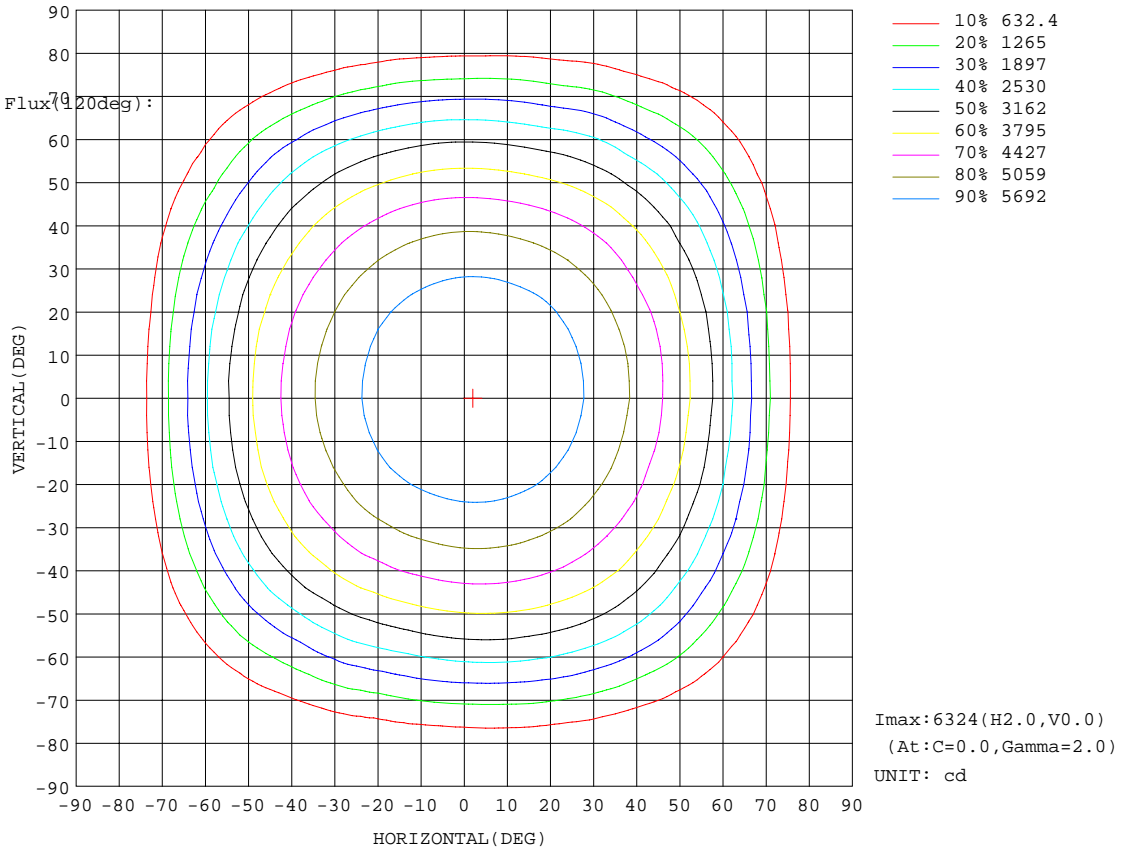
%lamp = 56.1%

Conical surface Flux(70deg):

14578 lm

%lum = 82.7%

%lamp = 82.7%



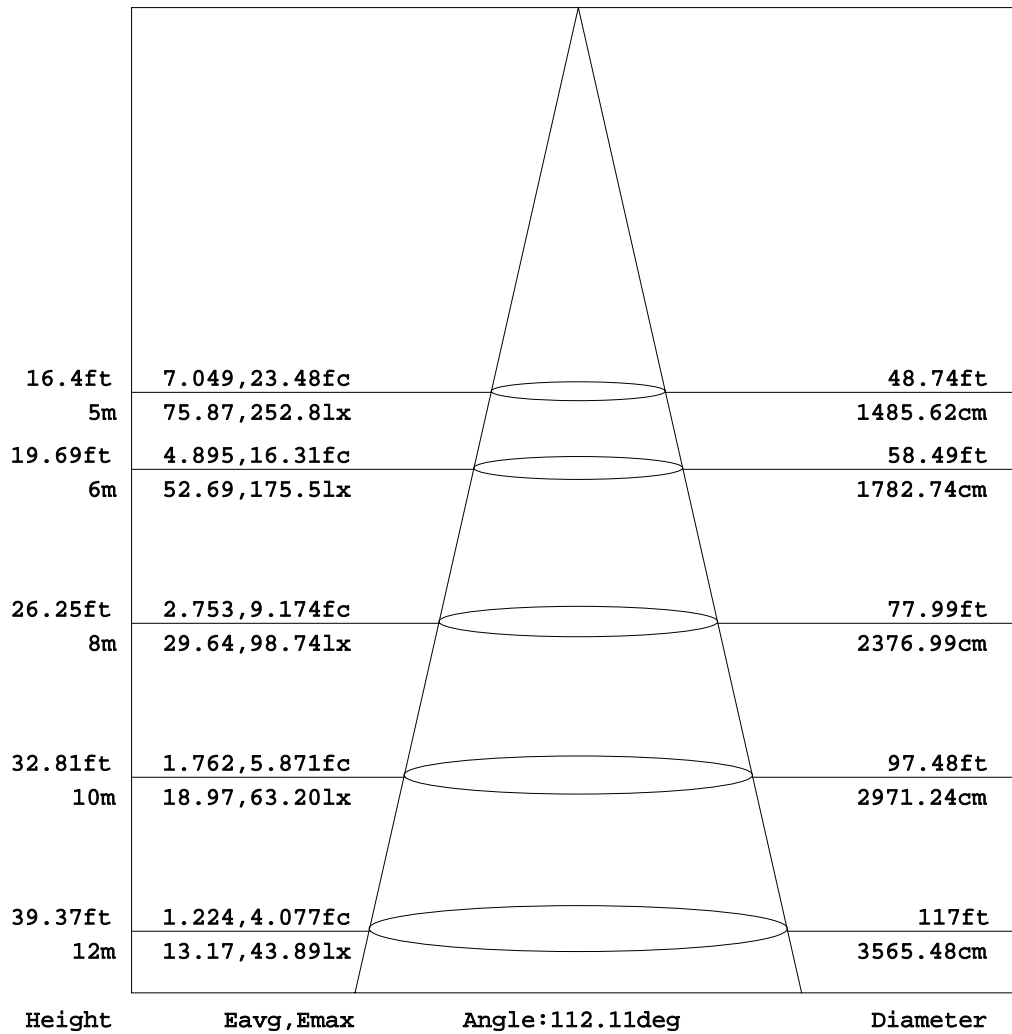
C Range: 0 - 360DEG
C Interval: 5.0DEG
Test Speed: HIGH
Temperature:25DEG
Operators:CHEN YU
Test Date:2017-02-17

γ Range: 0 - 90DEG
γ Interval: 0.5DEG
Test System:EVERFINE GO-2000A_V1 SYSTEM V2.0.287
Humidity:65.0%
Test Distance:9.410m [K=1.0000]
Remarks:

AAI Figure

Test:U:223.4V I:0.5662A P:121.9W PF:0.9639 Lamp Flux:17622.4x1 lm		
NAME: LED HIGH BAY LIGHT	TYPE:YHL-ID-120-HB-VE	WEIGHT:
SPEC.:MEAN WELL	DIM.: 5000K	SERIAL No.:20170217
MFR.:	SUR.:70Ra	PROTECTION ANGLE:

Flux out:13602 lm



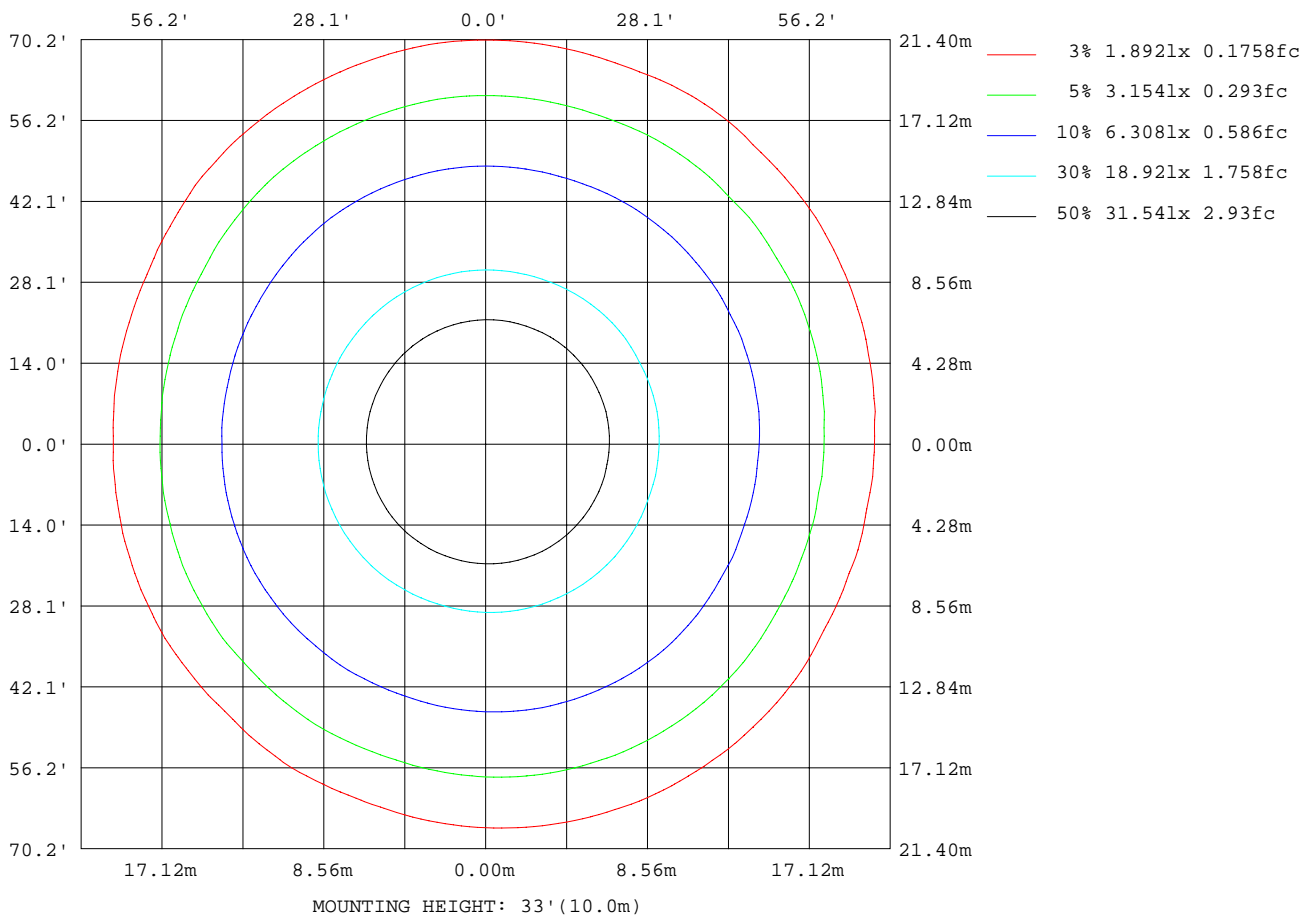
Note:The Curves indicate the illuminated area and the average illumination when the luminaire is at different distance.

C Range: 0 - 360DEG
 C Interval: 5.0DEG
 Test Speed: HIGH
 Temperature:25DEG
 Operators:CHEN YU
 Test Date:2017-02-17

γ Range: 0 - 90DEG
 γ Interval: 0.5DEG
 Test System:EVERFINE GO-2000A_V1 SYSTEM V2.0.287
 Humidity:65.0%
 Test Distance:9.410m [K=1.0000]
 Remarks:

ISOLUX DIAGRAM

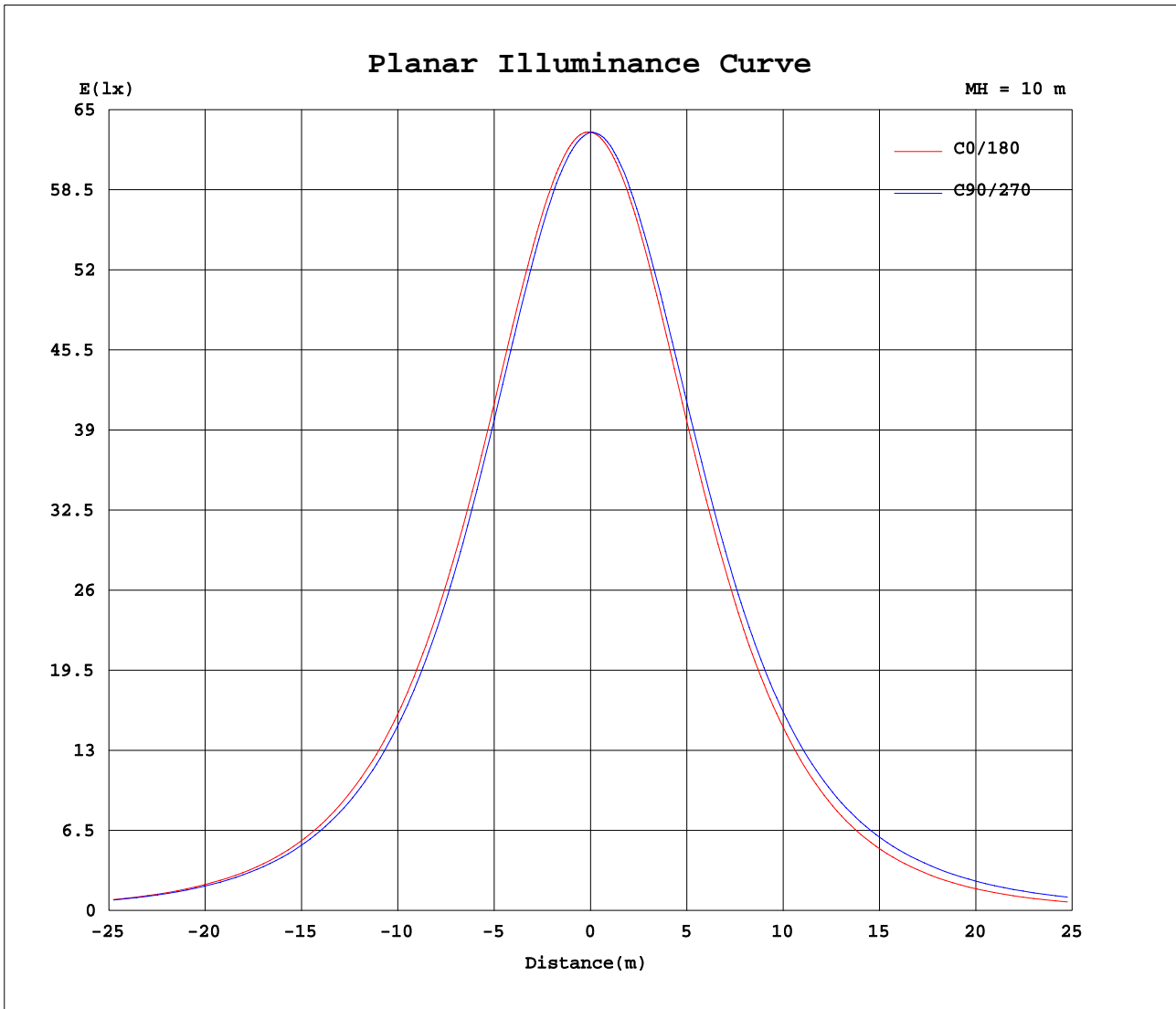
Test:U:223.4V I:0.5662A P:121.9W PF:0.9639 Lamp Flux:17622.4x1 lm		
NAME: LED HIGH BAY LIGHT	TYPE:YHL-ID-120-HB-VE	WEIGHT:
SPEC.:MEAN WELL	DIM.: 5000K	SERIAL No.:20170217
MFR.:	SUR.:70Ra	PROTECTION ANGLE:



C Range: 0 - 360DEG
 C Interval: 5.0DEG
 Test Speed: HIGH
 Temperature:25DEG
 Operators:CHEN YU
 Test Date:2017-02-17

γ Range: 0 - 90DEG
 γ Interval: 0.5DEG
 Test System:EVERFINE GO-2000A_V1 SYSTEM V2.0.287
 Humidity:65.0%
 Test Distance:9.410m [K=1.0000]
 Remarks:

Planar Illuminance Curve



C Range: 0 - 360DEG
 C Interval: 5.0DEG
 Test Speed: HIGH
 Temperature: 25DEG
 Operators: CHEN YU
 Test Date: 2017-02-17

γ Range: 0 - 90DEG
 γ Interval: 0.5DEG
 Test System: EVERFINE GO-2000A_V1 SYSTEM V2.0.287
 Humidity: 65.0%
 Test Distance: 9.410m [K=1.0000]
 Remarks:

LUMINOUS DISTRIBUTION INTENSITY DATA

Test:U:223.4V I:0.5662A P:121.9W PF:0.9639 Lamp Flux:17622.4x1 lm		
NAME: LED HIGH BAY LIGHT	TYPE:YHL-ID-120-HB-VE	WEIGHT:
SPEC.:MEAN WELL	DIM.: 5000K	SERIAL No.:20170217
MFR.:	SUR.:70Ra	PROTECTION ANGLE:

Table--1

UNIT: cd

C(DEG) γ (DEG)	0	5	10	15	20	25	30	35	40	45	50	55	60	65	70	75	80	85	90
0	6318	6318	6318	6318	6318	6318	6318	6318	6318	6318	6318	6318	6318	6318	6318	6318	6318	6318	6318
5	6319	6314	6310	6306	6303	6299	6296	6293	6290	6288	6285	6282	6279	6277	6274	6271	6269	6267	6265
10	6268	6260	6253	6247	6243	6238	6232	6228	6222	6217	6211	6207	6203	6199	6195	6192	6188	6184	6181
15	6171	6160	6152	6147	6139	6132	6125	6120	6116	6107	6098	6089	6083	6077	6071	6064	6058	6051	6046
20	6027	6014	6006	5998	5989	5983	5977	5964	5955	5948	5938	5927	5917	5909	5902	5894	5886	5878	5870
25	5825	5810	5802	5793	5787	5778	5767	5758	5748	5737	5731	5719	5705	5694	5685	5675	5665	5654	5645
30	5574	5552	5540	5529	5522	5517	5508	5494	5487	5475	5469	5457	5444	5431	5420	5409	5399	5388	5376
35	5286	5253	5236	5234	5223	5211	5195	5183	5174	5166	5160	5154	5132	5116	5104	5090	5075	5060	5045
40	4937	4909	4893	4864	4848	4848	4835	4827	4823	4819	4803	4784	4763	4749	4741	4727	4712	4695	4677
45	4516	4500	4484	4441	4431	4429	4418	4410	4396	4392	4385	4379	4361	4345	4328	4312	4291	4270	4247
50	4054	4020	4004	3971	3943	3951	3939	3927	3936	3934	3925	3916	3897	3878	3863	3845	3825	3803	3779
55	3486	3427	3417	3398	3372	3393	3367	3397	3404	3408	3412	3398	3381	3362	3343	3329	3310	3285	3257
60	2840	2802	2768	2767	2752	2754	2752	2774	2793	2803	2810	2806	2801	2783	2761	2753	2735	2707	2672
65	2131	2120	2090	2094	2063	2072	2083	2125	2145	2147	2151	2144	2140	2135	2110	2095	2076	2053	2028
70	1403	1362	1370	1363	1344	1358	1374	1401	1420	1426	1446	1462	1466	1465	1462	1447	1415	1392	1373
75	712	697	695	687	679	685	707	726	740	743	766	785	813	807	819	827	810	794	770
80	212	191	190	195	194	197	209	219	230	241	245	260	277	275	287	293	300	297	283
85	23.9	22.2	22.5	21.7	20.7	21.5	17.7	18.8	21.4	23.4	31.0	38.7	43.4	46.1	49.6	50.4	50.0	47.7	45.1
90	1.24	0.00	0.00	0.00	0.00	0.00	0.00	0.00	0.00	0.00	0.00	0.00	0.00	0.00	0.00	0.00	0.00	0.00	0.00

C Range: 0 - 360DEG	γ Range: 0 - 90DEG
C Interval: 5.0DEG	γ Interval: 0.5DEG
Test Speed: HIGH	Test System:EVERFINE GO-2000A_V1 SYSTEM V2.0.287
Temperature:25DEG	Humidity:65.0%
Operators:CHEN YU	Test Distance:9.410m [K=1.0000]
Test Date:2017-02-17	Remarks:

LUMINOUS DISTRIBUTION INTENSITY DATA

Test:U:223.4V I:0.5662A P:121.9W PF:0.9639 Lamp Flux:17622.4x1 lm		
NAME: LED HIGH BAY LIGHT	TYPE:YHL-ID-120-HB-VE	WEIGHT:
SPEC.:MEAN WELL	DIM.: 5000K	SERIAL No.:20170217
MFR.:	SUR.:70Ra	PROTECTION ANGLE:

Table--2

UNIT: cd

C(DEG) γ (DEG)	95	100	105	110	115	120	125	130	135	140	145	150	155	160	165	170	175	180	185
0	6318	6318	6318	6318	6318	6318	6318	6318	6318	6318	6318	6318	6318	6318	6318	6318	6318	6318	6318
5	6263	6261	6260	6259	6258	6258	6258	6257	6257	6257	6257	6258	6259	6261	6263	6266	6269	6273	6273
10	6176	6173	6169	6166	6163	6162	6160	6160	6160	6161	6162	6163	6165	6166	6168	6171	6176	6183	6183
15	6040	6035	6031	6029	6026	6024	6023	6023	6025	6027	6025	6025	6027	6030	6033	6035	6041	6050	6049
20	5862	5854	5847	5842	5839	5838	5839	5840	5841	5840	5841	5845	5844	5846	5851	5854	5855	5863	5862
25	5634	5626	5619	5613	5609	5606	5608	5610	5609	5611	5612	5609	5608	5611	5612	5615	5617	5627	5629
30	5362	5350	5339	5331	5326	5323	5319	5325	5326	5328	5322	5323	5324	5323	5322	5331	5339	5352	5360
35	5029	5011	4997	4992	4991	4984	4982	4989	4994	4991	4982	4979	4987	4995	5004	5013	5021	5029	5037
40	4657	4634	4615	4608	4603	4595	4607	4608	4604	4601	4600	4605	4611	4622	4624	4626	4632	4637	4651
45	4223	4200	4178	4168	4166	4155	4173	4171	4166	4159	4176	4180	4175	4174	4186	4185	4196	4209	4204
50	3748	3719	3691	3675	3672	3673	3681	3674	3668	3678	3693	3679	3682	3689	3691	3676	3689	3695	3705
55	3224	3193	3159	3139	3131	3139	3136	3116	3134	3133	3129	3139	3127	3122	3116	3122	3111	3105	3131
60	2626	2588	2547	2531	2529	2537	2518	2500	2479	2481	2506	2486	2491	2480	2475	2476	2465	2470	2474
65	2000	1968	1920	1890	1886	1898	1865	1827	1807	1820	1820	1828	1814	1814	1790	1783	1781	1767	1784
70	1354	1319	1279	1238	1232	1237	1211	1169	1151	1153	1164	1161	1143	1129	1126	1108	1083	1062	1104
75	751	726	697	659	643	644	612	570	553	559	545	544	530	519	520	511	505	489	501
80	267	255	243	224	214	208	188	173	153	142	134	125	125	119	115	109	108	105	120
85	43.4	42.2	41.2	38.5	36.2	34.4	30.8	26.4	22.1	19.0	18.6	19.9	21.5	22.3	22.9	23.3	23.0	23.9	24.8
90	0.00	0.00	0.00	0.00	0.00	0.00	0.00	0.00	0.00	0.00	0.00	0.00	0.00	0.00	0.00	0.00	0.00	2.23	0.00

C Range: 0 - 360DEG
 C Interval: 5.0DEG
 Test Speed: HIGH
 Temperature:25DEG
 Operators:CHEN YU
 Test Date:2017-02-17

γ Range: 0 - 90DEG
 γ Interval: 0.5DEG
 Test System:EVERFINE GO-2000A_V1 SYSTEM V2.0.287
 Humidity:65.0%
 Test Distance:9.410m [K=1.0000]
 Remarks:

LUMINOUS DISTRIBUTION INTENSITY DATA

Test:U:223.4V I:0.5662A P:121.9W PF:0.9639 Lamp Flux:17622.4x1 lm		
NAME: LED HIGH BAY LIGHT	TYPE:YHL-ID-120-HB-VE	WEIGHT:
SPEC.:MEAN WELL	DIM.: 5000K	SERIAL No.:20170217
MFR.:	SUR.:70Ra	PROTECTION ANGLE:

Table--3

UNIT: cd

C(DEG) γ (DEG)	190	195	200	205	210	215	220	225	230	235	240	245	250	255	260	265	270	275	280
0	6318	6318	6318	6318	6318	6318	6318	6318	6318	6318	6318	6318	6318	6318	6318	6318	6318	6318	6318
5	6274	6275	6277	6279	6281	6284	6287	6290	6294	6297	6299	6302	6304	6306	6308	6310	6312	6313	6315
10	6185	6189	6194	6200	6205	6210	6215	6219	6224	6230	6236	6242	6248	6253	6258	6262	6266	6268	6270
15	6053	6060	6065	6070	6076	6084	6095	6103	6109	6116	6123	6132	6141	6147	6152	6158	6162	6167	6171
20	5868	5874	5880	5888	5901	5912	5925	5939	5949	5959	5969	5979	5991	6001	6011	6020	6027	6032	6037
25	5639	5647	5658	5671	5687	5703	5716	5728	5745	5758	5769	5783	5796	5808	5819	5828	5837	5844	5850
30	5373	5382	5393	5409	5426	5438	5457	5470	5489	5504	5519	5533	5548	5564	5579	5592	5603	5610	5615
35	5045	5056	5064	5078	5097	5119	5143	5163	5181	5204	5220	5236	5252	5269	5284	5297	5307	5314	5319
40	4651	4661	4680	4700	4719	4745	4760	4787	4816	4845	4873	4888	4907	4926	4943	4957	4965	4968	4968
45	4212	4245	4258	4272	4295	4317	4346	4380	4407	4434	4459	4485	4509	4530	4546	4556	4560	4562	4566
50	3717	3736	3750	3783	3807	3838	3877	3923	3951	3985	4016	4037	4059	4083	4104	4118	4124	4124	4123
55	3141	3155	3196	3218	3250	3289	3338	3388	3431	3484	3512	3539	3564	3588	3609	3624	3628	3628	3624
60	2508	2529	2547	2594	2616	2684	2745	2803	2863	2916	2948	2984	3016	3046	3075	3094	3099	3099	3092
65	1816	1839	1870	1898	1956	2026	2113	2174	2230	2273	2315	2350	2385	2418	2455	2475	2477	2476	2465
70	1137	1171	1180	1195	1277	1354	1428	1477	1528	1584	1640	1685	1715	1751	1774	1794	1808	1820	1822
75	531	556	571	609	678	732	777	825	878	928	987	1029	1056	1107	1121	1129	1138	1161	1167
80	132	147	170	190	219	256	290	324	367	397	435	463	490	523	532	550	559	564	582
85	25.7	26.7	28.5	31.8	32.1	41.2	55.2	69.0	79.6	91.8	101	107	111	115	117	119	120	125	132
90	0.00	0.00	0.00	0.00	0.00	0.00	0.00	0.00	0.00	0.00	0.00	0.00	0.00	0.00	0.00	0.00	0.00	0.00	0.00

C Range: 0 - 360DEG
C Interval: 5.0DEG
Test Speed: HIGH
Temperature:25DEG
Operators:CHEN YU
Test Date:2017-02-17

γ Range: 0 - 90DEG
γ Interval: 0.5DEG
Test System:EVERFINE GO-2000A_V1 SYSTEM V2.0.287
Humidity:65.0%
Test Distance:9.410m [K=1.0000]
Remarks:

LUMINOUS DISTRIBUTION INTENSITY DATA

Test:U:223.4V I:0.5662A P:121.9W PF:0.9639 Lamp Flux:17622.4x1 lm		
NAME: LED HIGH BAY LIGHT	TYPE:YHL-ID-120-HB-VE	WEIGHT:
SPEC.:MEAN WELL	DIM.: 5000K	SERIAL No.:20170217
MFR.:	SUR.:70Ra	PROTECTION ANGLE:

Table--4

UNIT: cd

C(DEG) γ (DEG)	285	290	295	300	305	310	315	320	325	330	335	340	345	350	355				
0	6318	6318	6318	6318	6318	6318	6318	6318	6318	6318	6318	6318	6318	6318	6318				
5	6316	6317	6318	6319	6320	6320	6319	6319	6318	6318	6318	6317	6317	6318	6318				
10	6272	6273	6273	6273	6273	6273	6273	6274	6275	6273	6273	6270	6268	6267	6267				
15	6174	6177	6179	6180	6182	6184	6188	6190	6186	6183	6182	6179	6176	6171	6170				
20	6039	6040	6042	6045	6048	6051	6053	6053	6051	6050	6038	6028	6024	6021	6022				
25	5855	5858	5860	5864	5871	5876	5874	5872	5866	5856	5849	5842	5831	5824	5821				
30	5618	5621	5624	5631	5638	5644	5638	5634	5629	5622	5613	5608	5601	5590	5579				
35	5324	5325	5329	5340	5354	5348	5345	5344	5341	5335	5319	5313	5315	5299	5288				
40	4971	4974	4981	4992	5000	5003	5004	5003	5001	4986	4980	4976	4973	4965	4946				
45	4571	4575	4583	4597	4610	4612	4622	4619	4611	4571	4572	4583	4580	4571	4539				
50	4122	4126	4135	4147	4155	4160	4164	4147	4143	4136	4124	4112	4099	4090	4069				
55	3619	3619	3636	3651	3649	3649	3644	3631	3639	3598	3595	3566	3562	3525	3512				
60	3083	3075	3089	3099	3101	3089	3062	3058	3034	3023	2997	2981	2947	2912	2871				
65	2451	2440	2464	2486	2489	2444	2406	2397	2389	2355	2325	2290	2254	2224	2171				
70	1808	1783	1786	1812	1792	1741	1705	1700	1677	1647	1613	1559	1520	1480	1427				
75	1159	1131	1125	1140	1110	1059	1021	1006	983	958	906	868	826	780	742				
80	584	562	557	560	527	490	463	447	415	381	339	304	266	242	228				
85	143	148	156	160	154	140	127	109	86.2	59.8	53.0	39.0	32.7	29.7	26.5				
90	0.00	0.00	0.00	0.00	0.00	0.00	0.00	0.00	0.00	0.00	0.00	0.00	0.00	0.00	0.00				

C Range: 0 - 360DEG
C Interval: 5.0DEG
Test Speed: HIGH
Temperature:25DEG
Operators:CHEN YU
Test Date:2017-02-17

γ Range: 0 - 90DEG
γ Interval: 0.5DEG
Test System:EVERFINE GO-2000A_V1 SYSTEM V2.0.287
Humidity:65.0%
Test Distance:9.410m [K=1.0000]
Remarks: