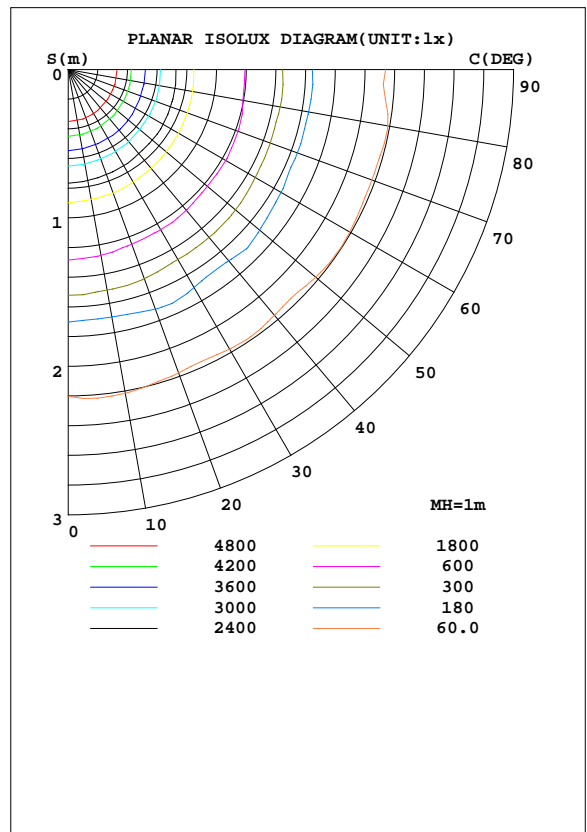
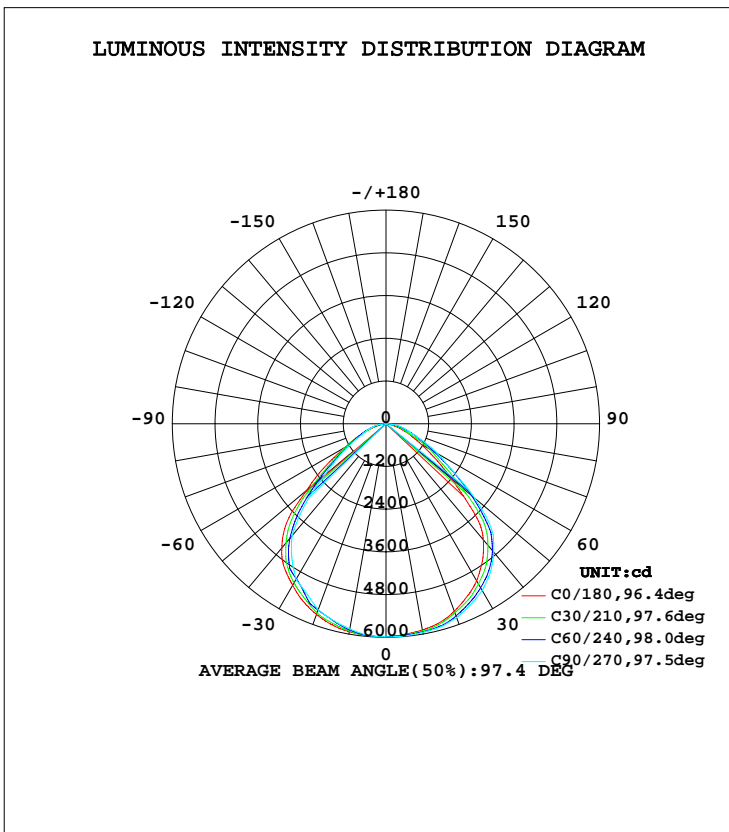


LUMINAIRE PHOTOMETRIC TEST REPORT

Test:U:221.0V I:0.4595A P:100.0W PF:0.9847 Lamp Flux:13699.6x1 lm		
NAME: LED HIGH BAY LIGHT	TYPE:YHL-ID-100-HB-VE	WEIGHT:
SPEC.:MEAN WELL	DIM.: 5000K	SERIAL No.:20170316
MFR.:	SUR.:70Ra	PROTECTION ANGLE:

DATA OF LAMP		PHOTOMETRIC DATA Eff: 136.96 lm/W			
MODEL	NF2W757GR-V1 210PCS	Imax(cd)	5988	S/MH(C0/180)	1.26
NOMINAL POWER(W)	100	LOR(%)	100.0	S/MH(C90/270)	1.33
RATED VOLTAGE(V)	220	TOTAL FLUX(lm)	13700	η UP, DN(C0-180)	0.0, 47.4
NOMINAL FLUX(lm)	13699.6	CIE CLASS	DIRECT	η UP, DN(C180-360)	0.0, 52.6
LAMPS INSIDE	1	η up(%)	0.0	CIBSE SHR NOM	1.25
TEST VOLTAGE(V)	220	η down(%)	100.0	CIBSE SHR MAX	1.35



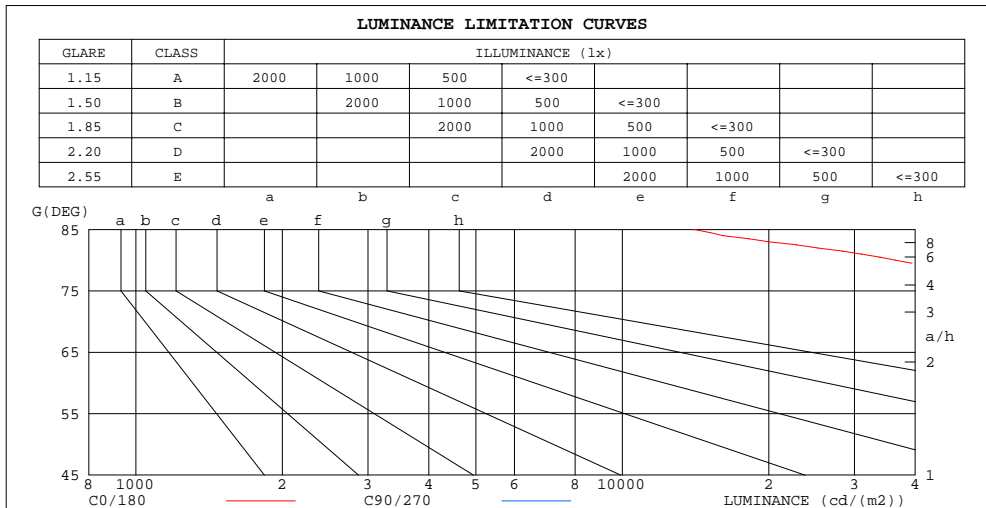
C Range: 0 - 360DEG
 C Interval: 5.0DEG
 Test Speed: HIGH
 Temperature:25DEG
 Operators:CHEN YU
 Test Date:2017-03-16

γ Range: 0 - 90DEG
 γ Interval: 0.5DEG
 Test System:EVERFINE GO-2000A_V1 SYSTEM V2.0.287
 Humidity:65.0%
 Test Distance:9.410m [K=1.0000]
 Remarks:

ZONAL FLUX DIAGRAM
AND LUMINANCE LIMITATION CURVES

ZONAL FLUX DIAGRAM:

γ	C0	C45	C90	C135	C180	C225	C270	C315	γ	Φ zone	Φ total	lum, lamp
5	5975	5973	5961	5956	5941	5959	5981	5984	0- 5	142.9	142.9	1.04,1.04
10	5931	5897	5854	5857	5882	5926	5950	5956	5- 10	424.7	567.6	4.14,4.14
15	5849	5767	5720	5690	5787	5853	5907	5912	10- 15	695.2	1263	9.22,9.22
20	5703	5585	5567	5525	5606	5713	5794	5790	15- 20	945.5	2208	16.1,16.1
25	5505	5394	5268	5262	5369	5521	5610	5599	20- 25	1164	3372	24.6,24.6
30	5243	5123	5050	4988	5093	5278	5408	5364	25- 30	1344	4716	34.4,34.4
35	4965	4728	4608	4653	4721	4966	5102	5090	30- 35	1480	6196	45.2,45.2
40	4554	4275	4109	4089	4253	4558	4710	4709	35- 40	1547	7744	56.5,56.5
45	3958	3583	3225	3186	3446	3993	4190	4129	40- 45	1512	9255	67.6,67.6
50	2913	2516	2226	2305	2409	2998	3257	3154	45- 50	1305	10560	77.1,77.1
55	2069	1775	1640	1573	1653	2056	2245	2263	50- 55	998.3	11559	84.4,84.4
60	1328	1330	1150	1106	1121	1478	1656	1515	55- 60	740.6	12299	89.8,89.8
65	894.7	802.8	782.2	766.6	759.5	987.0	1134	1043	60- 65	535.9	12835	93.7,93.7
70	551.0	574.5	574.2	522.8	486.2	644.7	720.2	679.9	65- 70	374.7	13210	96.4,96.4
75	309.4	399.8	398.1	320.7	273.8	426.9	535.7	431.5	70- 75	255.6	13465	98.3,98.3
80	126.4	181.7	261.9	135.2	81.70	230.6	361.1	245.0	75- 80	155.4	13621	99.4,99.4
85	24.47	81.58	69.57	32.78	17.43	63.33	112.8	92.75	80- 85	71.17	13692	99.9,99.9
90	0.9047	0	0	0	1.362	0	0	0	85- 90	7.760	13700	100,100
95									90- 95			
100									95-100			
105									100-105			
110									105-110			
115									110-115			
120									115-120			
125									120-125			
130									125-130			
135									130-135			
140									135-140			
145									140-145			
150									145-150			
155									150-155			
160									155-160			
165									160-165			
170									165-170			
175									170-175			
180									175-180			
DEG	LUMINOUS INTENSITY:cd									UNIT:lm		



LUMINANCE cd/(m2)		
G(DEG)	C0/180	C90/270
85	14037	39910
80	36397	75417
75	59772	76906
70	80551	83937
65	105852	92547
60	132792	114986
55	180330	142992
50	226586	173128
45	279876	228030

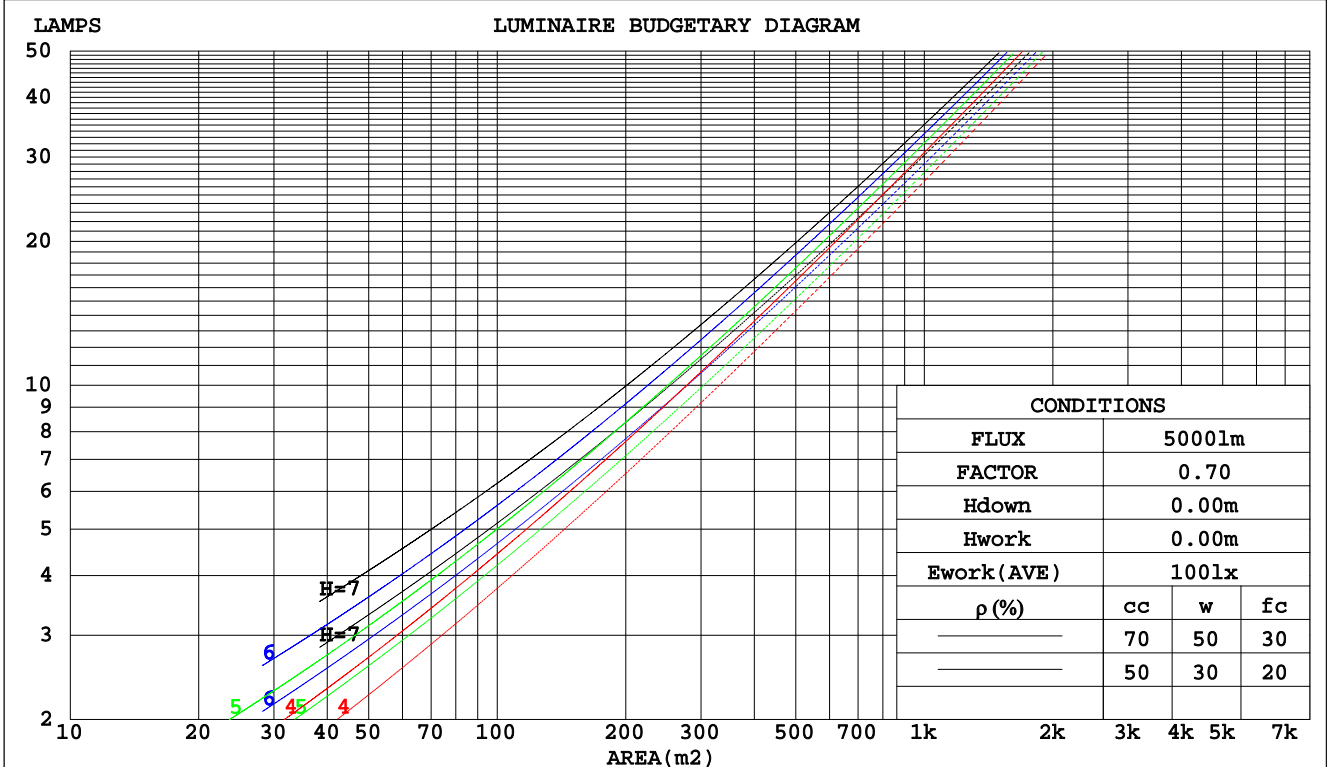
C Range: 0 - 360DEG
C Interval: 5.0DEG
Test Speed: HIGH
Temperature:25DEG
Operators:CHEN YU
Test Date:2017-03-16

γ Range: 0 - 90DEG
γ Interval: 0.5DEG
Test System:EVERFINE GO-2000A_V1 SYSTEM V2.0.287
Humidity:65.0%
Test Distance:9.410m [K=1.0000]
Remarks:

CU AND LUMINAIRE BUDGETARY ESTIMATE DIAGRAM

Test:U:221.0V I:0.4595A P:100.0W PF:0.9847 Lamp Flux:13699.6x1 lm		
NAME: LED HIGH BAY LIGHT	TYPE:YHL-ID-100-HB-VE	WEIGHT:
SPEC.:MEAN WELL	DIM.: 5000K	SERIAL No.:20170316
MFR.:	SUR.:70Ra	PROTECTION ANGLE:

pcc	80%			70%			50%			30%			10%			0
	50%	30%	10%	50%	30%	10%	50%	30%	10%	50%	30%	10%	50%	30%	10%	0
pw																0
pfc	20%			20%			20%			20%			20%			0
RCR	RCR:Room Cavity Ratio Coefficients of Utilization(CU)															
0.0	1.19	1.19	1.19	1.16	1.16	1.16	1.11	1.11	1.11	1.06	1.06	1.06	1.02	1.02	1.02	1.00
1.0	1.07	1.03	.00	1.04	1.01	.98	1.00	.98	.95	.96	.94	.92	.93	.91	.90	.88
2.0	.95	.89	.84	.93	.88	.83	.90	.85	.81	.87	.83	.80	.84	.81	.78	.76
3.0	.85	.78	.72	.83	.77	.71	.81	.75	.70	.78	.73	.69	.75	.71	.68	.66
4.0	.76	.68	.62	.75	.68	.62	.73	.66	.61	.70	.65	.60	.68	.64	.60	.58
5.0	.69	.61	.55	.68	.60	.54	.66	.59	.54	.64	.58	.53	.62	.57	.53	.51
6.0	.62	.54	.48	.62	.54	.48	.60	.53	.48	.58	.52	.47	.57	.51	.47	.45
7.0	.57	.49	.43	.56	.48	.43	.55	.48	.43	.53	.47	.42	.52	.46	.42	.40
8.0	.52	.44	.39	.51	.44	.39	.50	.43	.38	.49	.43	.38	.48	.42	.38	.36
9.0	.48	.40	.35	.47	.40	.35	.46	.40	.35	.45	.39	.35	.44	.39	.35	.33
10.0	.44	.37	.32	.44	.37	.32	.43	.36	.32	.42	.36	.32	.41	.36	.31	.30



C Range: 0 - 360DEG
 C Interval: 5.0DEG
 Test Speed: HIGH
 Temperature:25DEG
 Operators:CHEN YU
 Test Date:2017-03-16

γ Range: 0 - 90DEG
 γ Interval: 0.5DEG
 Test System:EVERFINE GO-2000A_V1 SYSTEM V2.0.287
 Humidity:65.0%
 Test Distance:9.410m [K=1.0000]
 Remarks:

WEC AND CCEC

Test:U:221.0V I:0.4595A P:100.0W PF:0.9847 Lamp Flux:13699.6x1 lm		
NAME: LED HIGH BAY LIGHT	TYPE:YHL-ID-100-HB-VE	WEIGHT:
SPEC.:MEAN WELL	DIM.: 5000K	SERIAL No.:20170316
MFR.:	SUR.:70Ra	PROTECTION ANGLE:

ρcc	80%			70%			50%			30%			10%			0
ρw	50%	30%	10%	50%	30%	10%	50%	30%	10%	50%	30%	10%	50%	30%	10%	0
ρfc	20%			20%			20%			20%			20%			0
RCR	RCR:Room Cavity Ratio						Wall Exitance Coefficients(WEC)									
0.0																
1.0	.256	.146	.046	.249	.142	.045	.236	.135	.043	.224	.129	.041	.213	.124	.040	
2.0	.248	.136	.042	.242	.133	.041	.230	.128	.040	.220	.123	.039	.210	.119	.038	
3.0	.234	.125	.037	.229	.123	.037	.219	.119	.036	.210	.115	.035	.202	.112	.035	
4.0	.220	.115	.034	.216	.113	.033	.207	.110	.033	.199	.107	.032	.191	.104	.032	
5.0	.207	.105	.031	.203	.104	.030	.195	.102	.030	.188	.099	.029	.181	.097	.029	
6.0	.194	.097	.028	.191	.096	.028	.184	.094	.027	.177	.092	.027	.171	.090	.027	
7.0	.183	.090	.026	.180	.090	.026	.173	.088	.025	.168	.086	.025	.162	.084	.025	
8.0	.172	.084	.024	.170	.083	.024	.164	.082	.023	.159	.080	.023	.154	.079	.023	
9.0	.163	.079	.022	.160	.078	.022	.155	.077	.022	.151	.075	.022	.146	.074	.021	
10.0	.154	.074	.021	.152	.073	.020	.147	.072	.020	.143	.071	.020	.139	.070	.020	

ρcc	80%			70%			50%			30%			10%			0
ρw	50%	30%	10%	50%	30%	10%	50%	30%	10%	50%	30%	10%	50%	30%	10%	0
ρfc	20%			20%			20%			20%			20%			0
RCR	RCR:Room Cavity Ratio						Ceiling Cavity Exitance Coefficients(CCEC)									
0.0	.190	.190	.190	.163	.163	.163	.111	.111	.111	.064	.064	.064	.020	.020	.020	
1.0	.177	.157	.139	.151	.134	.119	.103	.092	.083	.059	.054	.048	.019	.017	.016	
2.0	.166	.132	.103	.142	.114	.089	.098	.079	.062	.056	.046	.037	.018	.015	.012	
3.0	.158	.114	.079	.135	.098	.069	.093	.068	.048	.054	.040	.028	.017	.013	.009	
4.0	.150	.100	.063	.129	.087	.054	.088	.060	.038	.051	.035	.023	.016	.012	.007	
5.0	.143	.090	.051	.122	.078	.044	.084	.054	.031	.049	.032	.018	.016	.010	.006	
6.0	.136	.081	.042	.117	.070	.036	.080	.049	.026	.047	.029	.015	.015	.009	.005	
7.0	.129	.074	.035	.111	.064	.031	.077	.045	.022	.045	.027	.013	.014	.009	.004	
8.0	.123	.068	.030	.106	.059	.026	.074	.042	.019	.043	.025	.011	.014	.008	.004	
9.0	.118	.063	.027	.102	.055	.023	.070	.039	.016	.041	.023	.010	.013	.007	.003	
10.0	.113	.059	.023	.097	.051	.020	.067	.036	.015	.039	.021	.009	.013	.007	.003	

C Range: 0 - 360DEG
 C Interval: 5.0DEG
 Test Speed: HIGH
 Temperature:25DEG
 Operators:CHEN YU
 Test Date:2017-03-16

γ Range: 0 - 90DEG
 γ Interval: 0.5DEG
 Test System:EVERFINE GO-2000A_V1 SYSTEM V2.0.287
 Humidity:65.0%
 Test Distance:9.410m [K=1.0000]
 Remarks:

UGR(Unified Glare Rating) Table

Test:U:221.0V I:0.4595A P:100.0W PF:0.9847 Lamp Flux:13699.6x1 lm		
NAME: LED HIGH BAY LIGHT	TYPE:YHL-ID-100-HB-VE	WEIGHT:
SPEC.:MEAN WELL	DIM.: 5000K	SERIAL No.:20170316
MFR.:	SUR.:70Ra	PROTECTION ANGLE:

ceiling/cavity	0.7	0.7	0.5	0.5	0.3	0.7	0.7	0.5	0.5	0.3
walls	0.5	0.3	0.5	0.3	0.3	0.5	0.3	0.5	0.3	0.3
working plane	0.2	0.2	0.2	0.2	0.2	0.2	0.2	0.2	0.2	0.2
Room dimensions	Viewed crosswise					Viewed endwise				
x = 2H y = 2H	30.3	31.6	30.5	31.8	32.0	29.6	30.9	29.8	31.1	31.3
3H	30.7	32.0	31.0	32.2	32.4	30.1	31.4	30.4	31.6	31.8
4H	30.8	32.0	31.1	32.2	32.5	30.4	31.6	30.7	31.8	32.1
6H	30.8	31.9	31.1	32.2	32.5	30.6	31.7	30.9	32.0	32.2
8H	30.8	31.9	31.1	32.1	32.4	30.7	31.7	31.0	32.0	32.3
12H	30.7	31.8	31.1	32.1	32.3	30.7	31.7	31.0	32.0	32.3
4H 2H	30.4	31.6	30.7	31.8	32.1	29.8	31.0	30.1	31.2	31.5
3H	31.0	32.0	31.3	32.3	32.6	30.5	31.6	30.9	31.9	32.2
4H	31.2	32.1	31.5	32.4	32.7	30.9	31.9	31.3	32.2	32.5
6H	31.2	32.1	31.6	32.4	32.8	31.2	32.1	31.6	32.4	32.8
8H	31.2	32.0	31.6	32.3	32.7	31.4	32.1	31.8	32.5	32.9
12H	31.2	31.9	31.6	32.2	32.6	31.4	32.1	31.9	32.5	32.9
8H 4H	31.2	32.0	31.6	32.3	32.7	31.0	31.8	31.4	32.1	32.5
6H	31.3	32.0	31.8	32.4	32.8	31.4	32.0	31.8	32.4	32.8
8H	31.3	31.9	31.8	32.3	32.8	31.6	32.1	32.0	32.5	33.0
12H	31.3	31.8	31.8	32.2	32.7	31.7	32.2	32.2	32.6	33.1
12H 4H	31.2	31.9	31.6	32.3	32.7	31.0	31.7	31.4	32.0	32.4
6H	31.3	31.9	31.8	32.3	32.8	31.4	31.9	31.8	32.4	32.8
8H	31.3	31.8	31.8	32.3	32.7	31.6	32.1	32.1	32.5	33.0
Variations with the observer position at spacings:										
S = 1.0H	+ 0.7 / - 0.8					+ 0.7 / - 0.7				
1.5H	+ 0.6 / - 0.7					+ 0.3 / - 0.6				
2.0H	+ 1.9 / - 1.7					+ 1.3 / - 1.0				

CIE Pub.117 Corrected 13700 lm Total Lamp Luminous Flux.(8log(F/F0) = 9.1)

C Range: 0 - 360DEG
 C Interval: 5.0DEG
 Test Speed: HIGH
 Temperature:25DEG
 Operators:CHEN YU
 Test Date:2017-03-16

γ Range: 0 - 90DEG
 γ Interval: 0.5DEG
 Test System:EVERFINE GO-2000A_V1 SYSTEM V2.0.287
 Humidity:65.0%
 Test Distance:9.410m [K=1.0000]
 Remarks:

UTILIZATION FACTORS TABLE

Test:U:221.0V I:0.4595A P:100.0W PF:0.9847 Lamp Flux:13699.6x1 lm		
NAME: LED HIGH BAY LIGHT	TYPE:YHL-ID-100-HB-VE	WEIGHT:
SPEC.:MEAN WELL	DIM.: 5000K	SERIAL No.:20170316
MFR.:	SUR.:70Ra	PROTECTION ANGLE:

REFLECTANCE										
Ceiling	0.8	0.8	0.8	0.7	0.7	0.7	0.5	0.5	0.5	0
Walls	0.7	0.5	0.3	0.7	0.5	0.3	0.7	0.5	0.3	0
Working plane	0.2	0.2	0.2	0.2	0.2	0.2	0.2	0.2	0.2	0
ROOM INDEX	UTILIZATION FACTORS(PERCENT) $k(RI) \times RCR = 5$									
k = 0.60	64	54	47	63	53	47	62	53	47	41
0.80	74	64	58	73	64	58	72	63	57	51
1.00	83	73	67	82	73	67	80	74	66	60
1.25	89	81	75	88	80	74	86	79	73	67
1.50	94	86	80	92	85	79	90	83	78	72
2.00	100	93	88	98	92	87	95	90	85	78
2.50	103	97	92	101	95	91	97	93	89	81
3.00	106	100	96	104	99	94	100	96	92	85
4.00	109	104	100	107	102	99	103	99	96	88
5.00	111	107	103	108	105	102	104	101	99	90
ROOM INDEX	UF(total)									Direct
According to DIN EN 13032-2 2004			Suspended				SHRNOM = 1.25			

C Range: 0 - 360DEG
 C Interval: 5.0DEG
 Test Speed: HIGH
 Temperature:25DEG
 Operators:CHEN YU
 Test Date:2017-03-16

γ Range: 0 - 90DEG
 γ Interval: 0.5DEG
 Test System:EVERFINE GO-2000A_V1 SYSTEM V2.0.287
 Humidity:65.0%
 Test Distance:9.410m [K=1.0000]
 Remarks:

ISOCANDELA DIAGRAM

Test:U:221.0V I:0.4595A P:100.0W PF:0.9847 Lamp Flux:13699.6x1 lm		
NAME: LED HIGH BAY LIGHT	TYPE:YHL-ID-100-HB-VE	WEIGHT:
SPEC.:MEAN WELL	DIM.: 5000K	SERIAL No.:20170316
MFR.:	SUR.:70Ra	PROTECTION ANGLE:

Conical surface Flux(90deg):

9255.4 lm

%lum = 67.6%

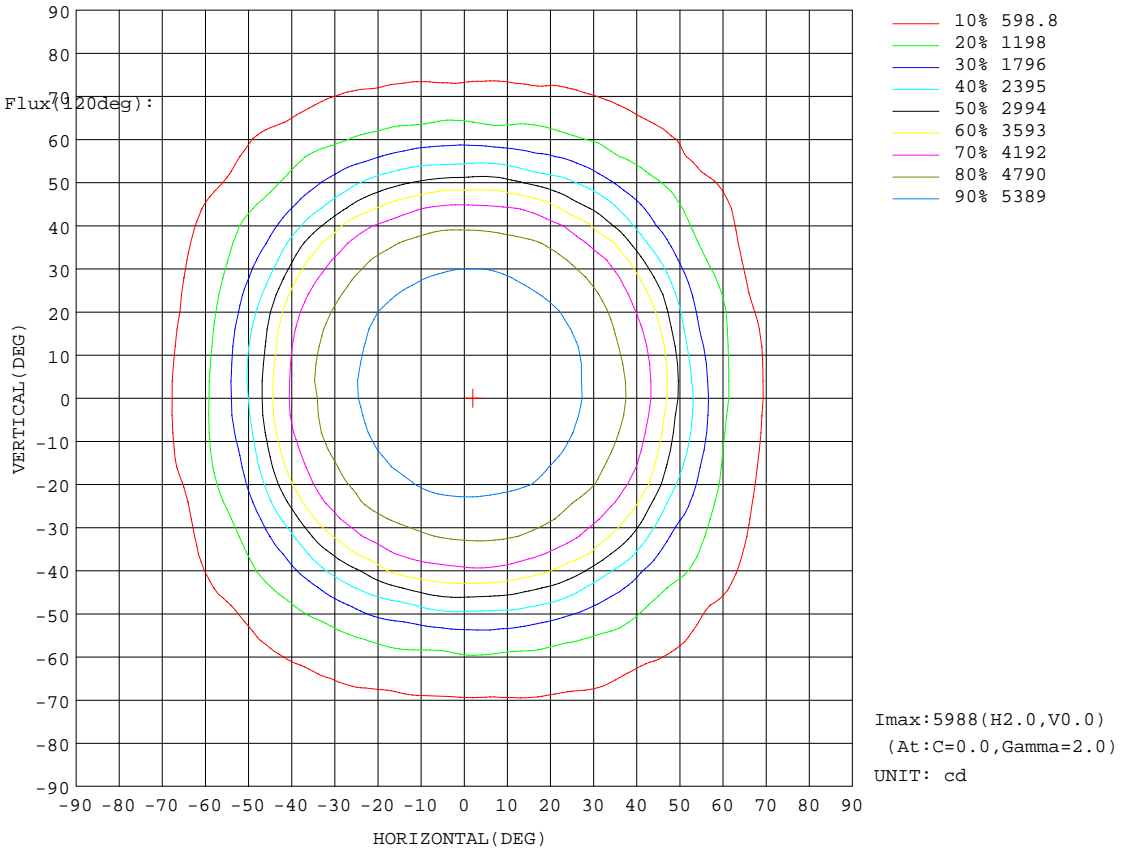
%lamp = 67.6%

Conical surface Flux(70deg):

12299 lm

%lum = 89.8%

%lamp = 89.8%



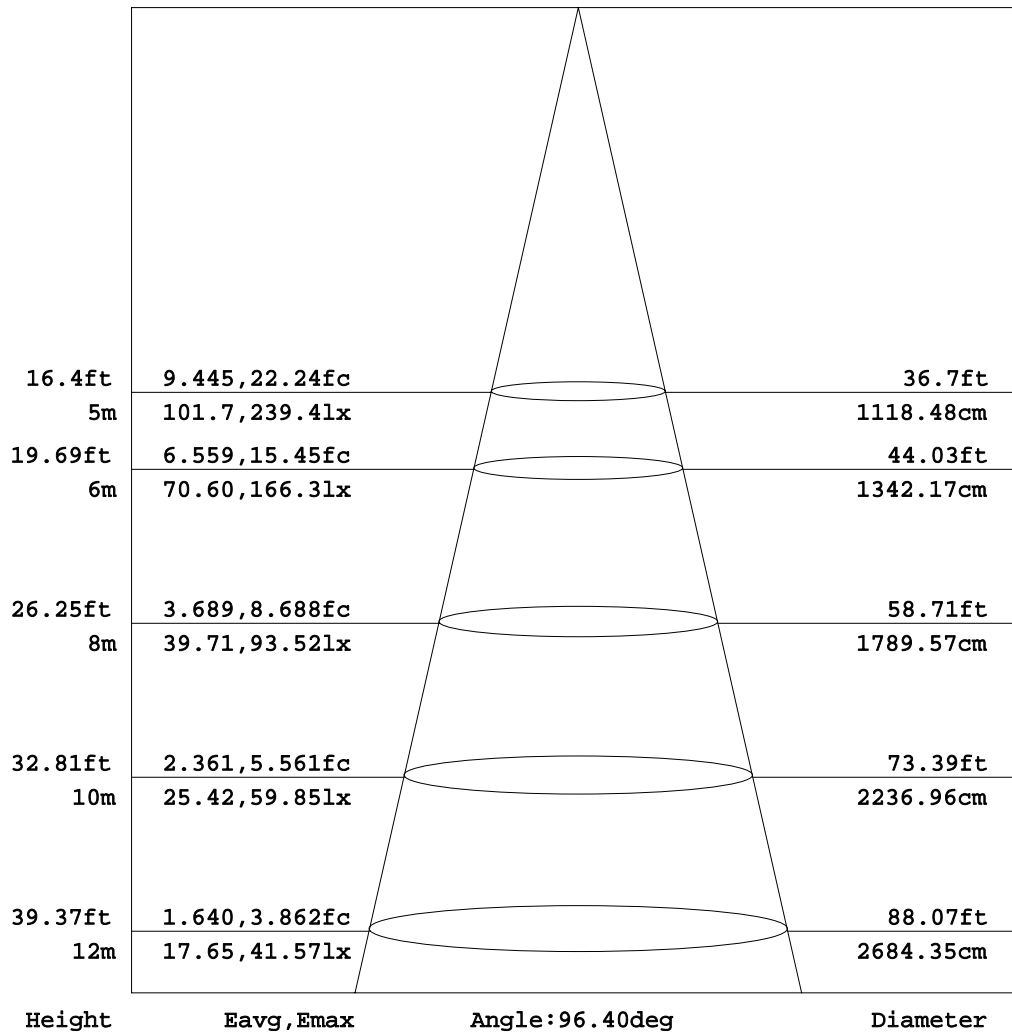
C Range: 0 - 360DEG
C Interval: 5.0DEG
Test Speed: HIGH
Temperature:25DEG
Operators:CHEN YU
Test Date:2017-03-16

γ Range: 0 - 90DEG
γ Interval: 0.5DEG
Test System:EVERFINE GO-2000A_V1 SYSTEM V2.0.287
Humidity:65.0%
Test Distance:9.410m [K=1.0000]
Remarks:

AAI Figure

Test:U:221.0V I:0.4595A P:100.0W PF:0.9847 Lamp Flux:13699.6x1 lm		
NAME: LED HIGH BAY LIGHT	TYPE:YHL-ID-100-HB-VE	WEIGHT:
SPEC.:MEAN WELL	DIM.: 5000K	SERIAL No.:20170316
MFR.:	SUR.:70Ra	PROTECTION ANGLE:

Flux out:10201 lm



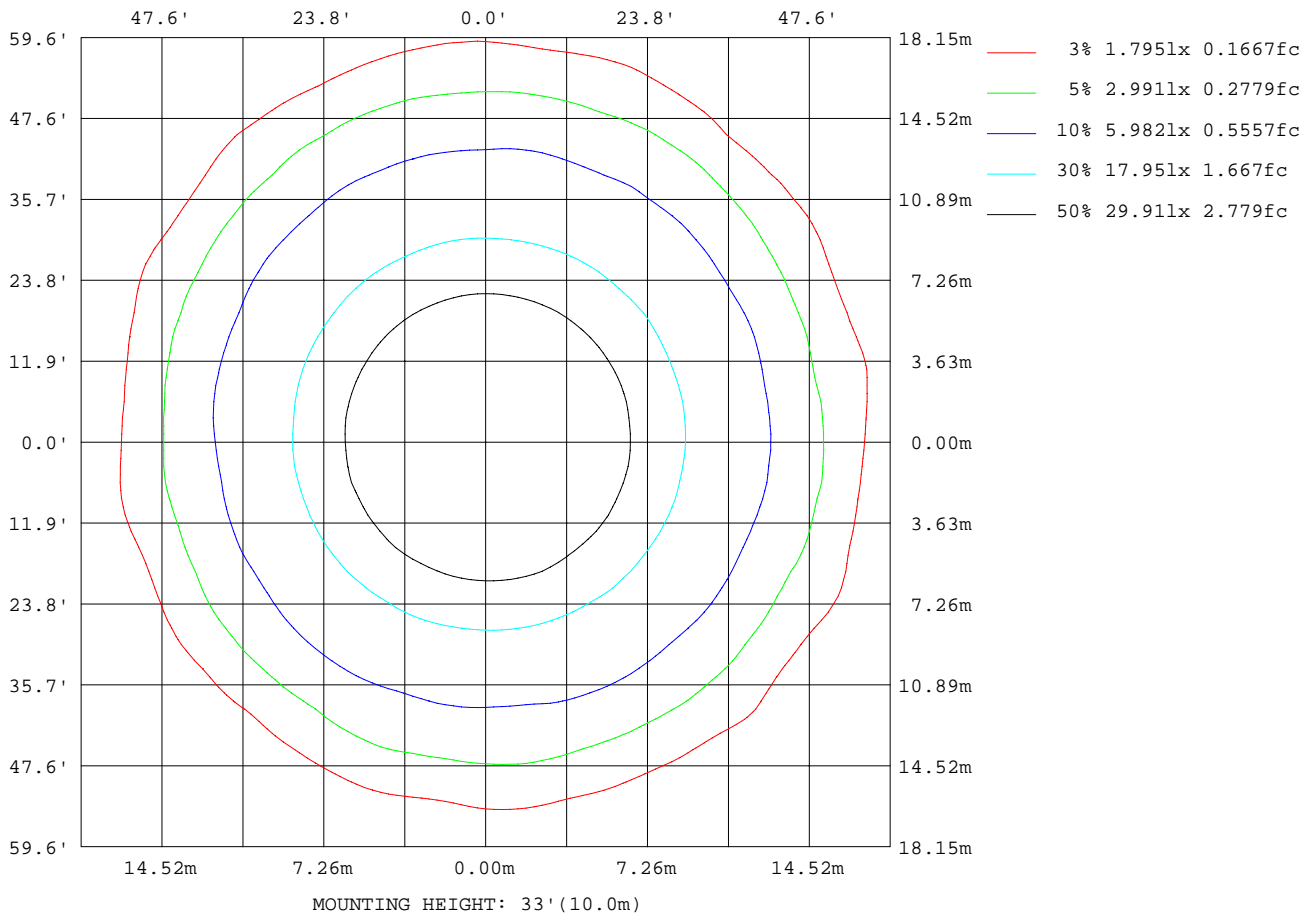
Note:The Curves indicate the illuminated area and the average illumination when the luminaire is at different distance.

C Range: 0 - 360DEG
 C Interval: 5.0DEG
 Test Speed: HIGH
 Temperature:25DEG
 Operators:CHEN YU
 Test Date:2017-03-16

γ Range: 0 - 90DEG
 γ Interval: 0.5DEG
 Test System:EVERFINE GO-2000A_V1 SYSTEM V2.0.287
 Humidity:65.0%
 Test Distance:9.410m [K=1.0000]
 Remarks:

ISOLUX DIAGRAM

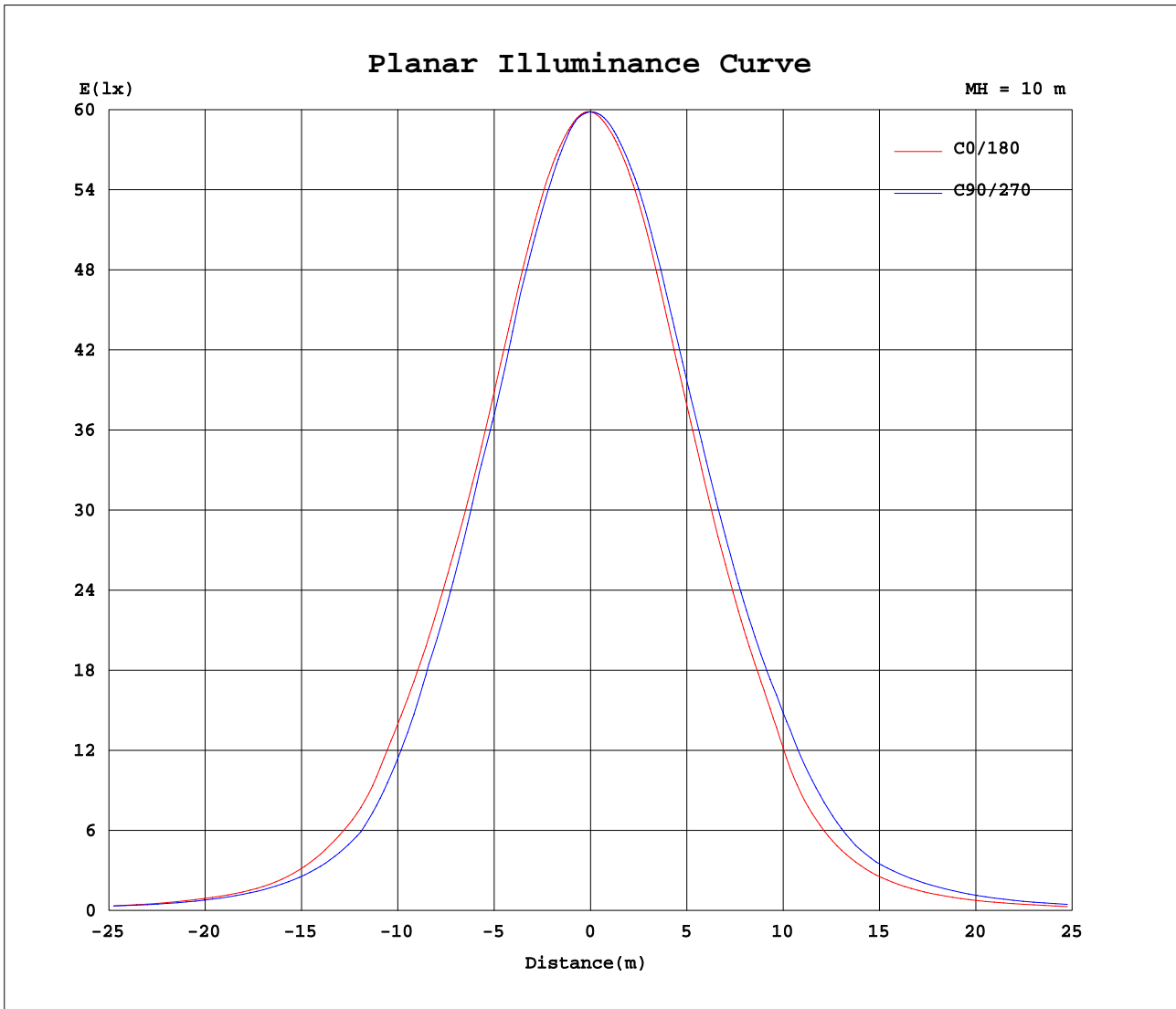
Test:U:221.0V I:0.4595A P:100.0W PF:0.9847 Lamp Flux:13699.6x1 lm		
NAME: LED HIGH BAY LIGHT	TYPE:YHL-ID-100-HB-VE	WEIGHT:
SPEC.:MEAN WELL	DIM.: 5000K	SERIAL No.:20170316
MFR.:	SUR.:70Ra	PROTECTION ANGLE:



C Range: 0 - 360DEG
 C Interval: 5.0DEG
 Test Speed: HIGH
 Temperature:25DEG
 Operators:CHEN YU
 Test Date:2017-03-16

γ Range: 0 - 90DEG
 γ Interval: 0.5DEG
 Test System:EVERFINE GO-2000A_V1 SYSTEM V2.0.287
 Humidity:65.0%
 Test Distance:9.410m [K=1.0000]
 Remarks:

Planar Illuminance Curve



C Range: 0 - 360DEG
 C Interval: 5.0DEG
 Test Speed: HIGH
 Temperature: 25DEG
 Operators: CHEN YU
 Test Date: 2017-03-16

γ Range: 0 - 90DEG
 γ Interval: 0.5DEG
 Test System: EVERFINE GO-2000A_V1 SYSTEM V2.0.287
 Humidity: 65.0%
 Test Distance: 9.410m [K=1.0000]
 Remarks:

LUMINOUS DISTRIBUTION INTENSITY DATA

Test:U:221.0V I:0.4595A P:100.0W PF:0.9847 Lamp Flux:13699.6x1 lm		
NAME: LED HIGH BAY LIGHT	TYPE:YHL-ID-100-HB-VE	WEIGHT:
SPEC.:MEAN WELL	DIM.: 5000K	SERIAL No.:20170316
MFR.:	SUR.:70Ra	PROTECTION ANGLE:

Table--1

UNIT: cd

C(DEG) γ (DEG)	0	5	10	15	20	25	30	35	40	45	50	55	60	65	70	75	80	85	90
0	5985	5985	5985	5985	5985	5985	5985	5985	5985	5985	5985	5985	5985	5985	5985	5985	5985	5985	5985
5	5975	5974	5974	5973	5972	5972	5972	5973	5973	5973	5973	5972	5970	5967	5966	5964	5963	5962	5961
10	5931	5926	5922	5920	5919	5918	5914	5911	5905	5897	5891	5886	5881	5876	5872	5867	5862	5858	5854
15	5849	5840	5834	5830	5822	5813	5803	5794	5786	5767	5751	5739	5729	5720	5714	5712	5714	5717	5720
20	5703	5692	5687	5680	5671	5664	5656	5628	5604	5585	5574	5572	5574	5574	5575	5575	5576	5573	5567
25	5505	5486	5475	5462	5453	5438	5413	5397	5393	5394	5395	5367	5333	5303	5279	5270	5270	5270	5268
30	5243	5227	5214	5195	5180	5168	5166	5182	5185	5123	5074	5042	5033	5043	5054	5055	5054	5054	5050
35	4965	4955	4925	4891	4857	4843	4846	4802	4744	4728	4752	4782	4751	4720	4701	4689	4666	4635	4608
40	4554	4522	4481	4459	4443	4411	4367	4312	4292	4275	4268	4230	4198	4165	4152	4156	4149	4138	4109
45	3958	3867	3850	3842	3838	3764	3705	3690	3589	3583	3515	3429	3407	3350	3286	3270	3252	3223	3225
50	2913	2813	2804	2775	2735	2684	2702	2679	2611	2516	2498	2501	2499	2460	2421	2380	2261	2217	2226
55	2069	2073	2011	1973	1882	1816	1822	1802	1808	1775	1764	1743	1700	1694	1667	1661	1680	1676	1640
60	1328	1281	1293	1315	1383	1409	1316	1252	1264	1330	1273	1223	1206	1188	1191	1157	1136	1158	1150
65	895	928	911	869	845	822	845	838	817	803	847	862	860	853	841	848	854	787	782
70	551	522	538	574	591	562	553	580	586	575	584	617	617	601	604	594	557	570	574
75	309	319	329	328	313	343	367	349	370	400	386	392	417	416	421	417	412	417	398
80	126	127	134	141	151	163	158	177	181	182	194	198	212	218	232	248	260	258	262
85	24.5	22.0	29.6	31.5	31.8	38.7	41.5	56.2	69.2	81.6	93.1	101	96.5	90.4	86.7	83.8	79.8	73.1	69.6
90	0.90	0.00	0.00	0.00	0.00	0.00	0.00	0.00	0.00	0.00	0.00	0.00	0.00	0.00	0.00	0.00	0.00	0.00	0.00

C Range: 0 - 360DEG
 C Interval: 5.0DEG
 Test Speed: HIGH
 Temperature:25DEG
 Operators:CHEN YU
 Test Date:2017-03-16

γ Range: 0 - 90DEG
 γ Interval: 0.5DEG
 Test System:EVERFINE GO-2000A_V1 SYSTEM V2.0.287
 Humidity:65.0%
 Test Distance:9.410m [K=1.0000]
 Remarks:

LUMINOUS DISTRIBUTION INTENSITY DATA

Test:U:221.0V I:0.4595A P:100.0W PF:0.9847 Lamp Flux:13699.6x1 lm		
NAME: LED HIGH BAY LIGHT	TYPE:YHL-ID-100-HB-VE	WEIGHT:
SPEC.:MEAN WELL	DIM.: 5000K	SERIAL No.:20170316
MFR.:	SUR.:70Ra	PROTECTION ANGLE:

Table--3

UNIT: cd

C(DEG) \ γ (DEG)	190	195	200	205	210	215	220	225	230	235	240	245	250	255	260	265	270	275	280
0	5985	5985	5985	5985	5985	5985	5985	5985	5985	5985	5985	5985	5985	5985	5985	5985	5985	5985	5985
5	5943	5945	5947	5949	5951	5954	5956	5959	5962	5965	5967	5969	5972	5974	5976	5978	5981	5982	5984
10	5891	5897	5904	5911	5914	5919	5922	5926	5929	5934	5938	5942	5944	5947	5948	5949	5950	5951	5951
15	5796	5805	5811	5817	5824	5832	5843	5853	5864	5875	5885	5895	5904	5907	5909	5909	5907	5906	5904
20	5622	5632	5637	5641	5650	5669	5690	5713	5731	5742	5747	5756	5765	5777	5785	5790	5794	5799	5800
25	5394	5401	5411	5430	5459	5486	5506	5521	5540	5547	5549	5556	5565	5572	5583	5597	5610	5617	5617
30	5134	5135	5144	5165	5196	5228	5260	5278	5290	5306	5319	5326	5345	5361	5377	5395	5408	5420	5428
35	4803	4821	4845	4867	4885	4904	4933	4966	4996	5031	5036	5047	5058	5075	5090	5101	5102	5097	5092
40	4313	4361	4408	4438	4455	4483	4507	4558	4593	4638	4651	4663	4680	4701	4722	4721	4710	4712	4715
45	3509	3642	3740	3809	3859	3927	3949	3993	4039	4101	4071	4068	4110	4160	4181	4192	4190	4183	4197
50	2543	2599	2646	2709	2771	2909	2979	2998	3033	3087	3136	3172	3178	3182	3218	3264	3257	3316	3340
55	1749	1790	1840	1850	1889	1973	2020	2056	2098	2150	2232	2277	2293	2297	2277	2235	2245	2316	2308
60	1162	1208	1262	1369	1408	1371	1399	1478	1553	1566	1556	1554	1561	1595	1629	1653	1656	1614	1605
65	800	810	822	833	864	881	919	987	1018	1034	1091	1121	1139	1117	1105	1151	1134	1080	1071
70	505	528	563	565	562	621	674	645	676	725	758	776	768	769	795	749	720	794	821
75	284	308	306	321	361	360	385	427	438	469	501	518	531	537	523	516	536	519	512
80	98.9	114	128	149	161	186	208	231	259	270	299	317	339	347	357	374	361	347	362
85	19.2	20.2	21.9	25.6	26.2	39.1	54.1	63.3	75.9	87.3	99.2	104	109	114	114	116	113	119	127
90	0.00	0.00	0.00	0.00	0.00	0.00	0.00	0.00	0.00	0.00	0.00	0.00	0.00	0.00	0.00	0.00	0.00	0.00	0.00

C Range: 0 - 360DEG	γ Range: 0 - 90DEG
C Interval: 5.0DEG	γ Interval: 0.5DEG
Test Speed: HIGH	Test System:EVERFINE GO-2000A_V1 SYSTEM V2.0.287
Temperature:25DEG	Humidity:65.0%
Operators:CHEN YU	Test Distance:9.410m [K=1.0000]
Test Date:2017-03-16	Remarks:

LUMINOUS DISTRIBUTION INTENSITY DATA

Test:U:221.0V I:0.4595A P:100.0W PF:0.9847 Lamp Flux:13699.6x1 lm		
NAME: LED HIGH BAY LIGHT	TYPE:YHL-ID-100-HB-VE	WEIGHT:
SPEC.:MEAN WELL	DIM.: 5000K	SERIAL No.:20170316
MFR.:	SUR.:70Ra	PROTECTION ANGLE:

Table--4

UNIT: cd

C(DEG) γ (DEG)	285	290	295	300	305	310	315	320	325	330	335	340	345	350	355				
0	5985	5985	5985	5985	5985	5985	5985	5985	5985	5985	5985	5985	5985	5985	5985				
5	5985	5985	5986	5986	5986	5985	5984	5983	5981	5980	5979	5978	5977	5976	5976				
10	5952	5954	5956	5958	5959	5958	5956	5953	5950	5947	5944	5940	5937	5934	5932				
15	5904	5907	5910	5910	5911	5911	5912	5911	5901	5892	5884	5876	5867	5858	5852				
20	5797	5792	5788	5791	5793	5793	5790	5785	5779	5776	5755	5732	5715	5704	5700				
25	5614	5604	5596	5595	5602	5607	5599	5592	5580	5565	5552	5537	5516	5503	5499				
30	5416	5394	5374	5363	5360	5363	5364	5365	5351	5348	5343	5332	5306	5271	5250				
35	5096	5104	5112	5114	5114	5097	5090	5078	5059	5048	5034	5010	4985	4961	4958				
40	4711	4719	4741	4754	4739	4711	4709	4695	4676	4639	4608	4575	4574	4579	4566				
45	4225	4229	4212	4189	4184	4129	4129	4152	4154	4093	4048	4041	4035	4034	3986				
50	3284	3276	3305	3244	3158	3218	3154	3207	3145	3146	3121	3112	3022	2992	2959				
55	2261	2231	2304	2355	2347	2323	2263	2190	2103	2077	2073	2056	2012	1960	2006				
60	1644	1681	1647	1600	1555	1513	1515	1534	1539	1484	1412	1400	1440	1451	1379				
65	1139	1134	1106	1109	1125	1098	1043	1005	1011	961	900	873	903	896	874				
70	748	759	786	763	732	693	680	666	606	573	622	604	530	544	569				
75	536	524	510	506	490	478	432	396	363	354	315	299	302	286	288				
80	349	353	331	317	290	260	245	222	196	169	147	127	115	115	118				
85	133	140	144	140	131	110	92.7	77.8	63.2	45.9	40.1	32.6	28.1	25.9	24.5				
90	0.00	0.00	0.00	0.00	0.00	0.00	0.00	0.00	0.00	0.00	0.00	0.00	0.00	0.00	0.00				

C Range: 0 - 360DEG
 C Interval: 5.0DEG
 Test Speed: HIGH
 Temperature:25DEG
 Operators:CHEN YU
 Test Date:2017-03-16

γ Range: 0 - 90DEG
 γ Interval: 0.5DEG
 Test System:EVERFINE GO-2000A_V1 SYSTEM V2.0.287
 Humidity:65.0%
 Test Distance:9.410m [K=1.0000]
 Remarks: