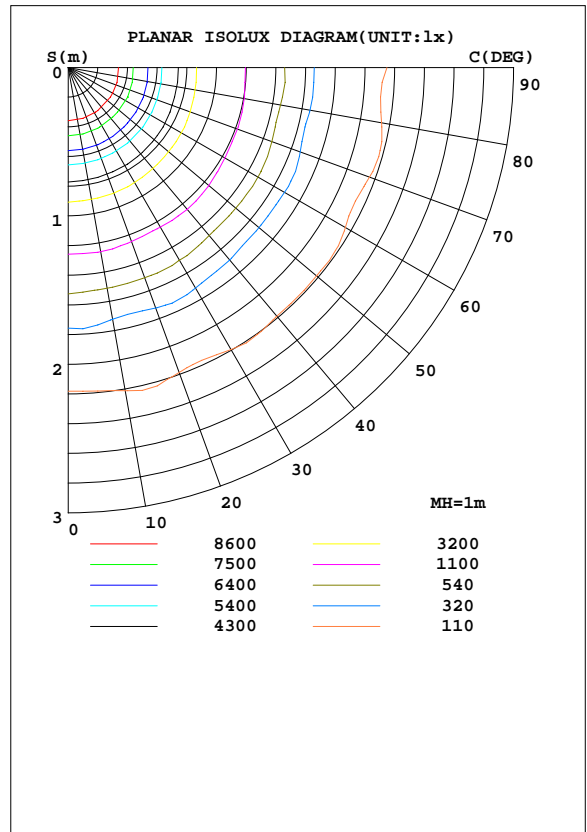
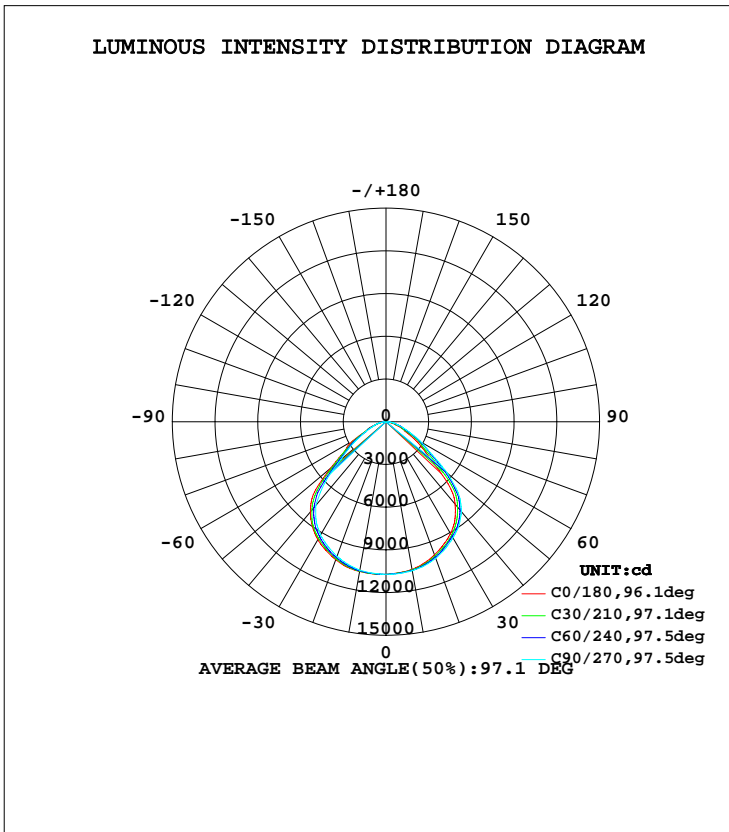


**LUMINAIRE PHOTOMETRIC TEST REPORT**

Test:U:221.0V I:0.8454A P:179.3W PF:0.9601 Lamp Flux:24573.8x1 lm		
NAME: LED HIGH BAY LIGHT	TYPE:YHL-ID-180-HB-VE	WEIGHT:
SPEC.:MEAN WELL	DIM.: 5000K	SERIAL No.:20170315
MFR.:	SUR.:70Ra	PROTECTION ANGLE:

DATA OF LAMP		PHOTOMETRIC DATA Eff: 137.02 lm/W			
MODEL	NF2W757GRT-V1 378PCS	Imax(cd)	10731	S/MH(C0/180)	1.26
NOMINAL POWER(W)	180	LOR(%)	100.0	S/MH(C90/270)	1.31
RATED VOLTAGE(V)	220	TOTAL FLUX(lm)	24574	η UP, DN(C0-180)	0.0, 48.3
NOMINAL FLUX(lm)	24573.8	CIE CLASS	DIRECT	η UP, DN(C180-360)	0.0, 51.7
LAMPS INSIDE	1	η up(%)	0.0	CIBSE SHR NOM	1.25
TEST VOLTAGE(V)	220	η down(%)	100.0	CIBSE SHR MAX	1.35



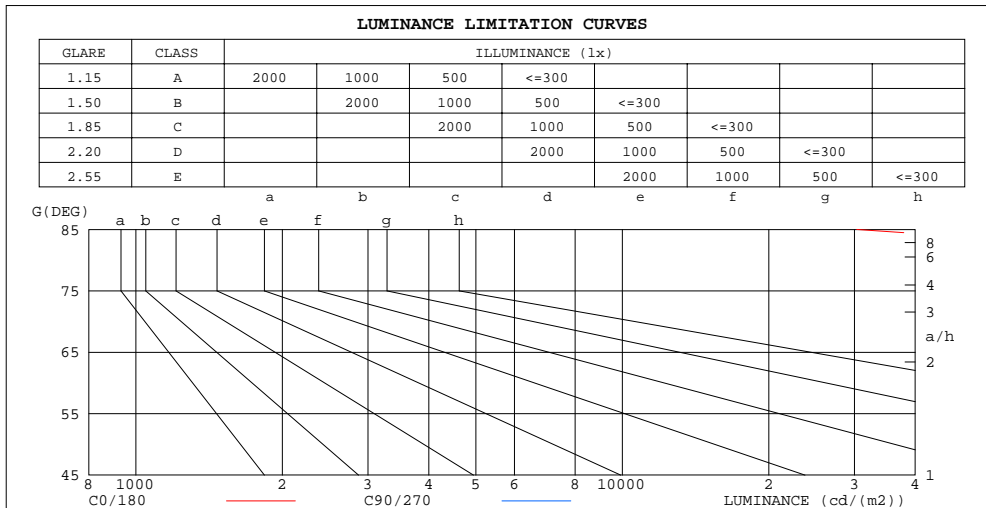
C Range: 0 - 360DEG  
 C Interval: 5.0DEG  
 Test Speed: HIGH  
 Temperature:25DEG  
 Operators:CHEN YU  
 Test Date:2017-03-15

γ Range: 0 - 90DEG  
 γ Interval: 0.5DEG  
 Test System:EVERFINE GO-2000A\_V1 SYSTEM V2.0.287  
 Humidity:65.0%  
 Test Distance:9.410m [K=1.0000]  
 Remarks:

ZONAL FLUX DIAGRAM  
AND LUMINANCE LIMITATION CURVES

ZONAL FLUX DIAGRAM:

γ	C0	C45	C90	C135	C180	C225	C270	C315	γ	Φ zone	Φ total	lum, lamp
5	1072	1070	1068	1065	1064	1066	1070	1071	0- 5	255.7	255.7	1.04,1.04
10	1068	1065	1059	1053	1053	1057	1062	1065	5- 10	761.3	1017	4.14,4.14
15	1057	1048	1036	1031	1029	1039	1046	1054	10- 15	1248	2265	9.22,9.22
20	1031	1019	1006	995.8	995.2	1007	1021	1029	15- 20	1694	3959	16.1,16.1
25	997.4	981.4	965.2	955.4	954.1	968.1	984.2	994.6	20- 25	2084	6043	24.6,24.6
30	956.1	938.5	920.0	902.1	906.8	922.1	941.5	953.6	25- 30	2411	8454	34.4,34.4
35	899.6	883.0	854.1	832.6	843.7	872.0	891.4	897.7	30- 35	2656	11110	45.2,45.2
40	826.4	798.1	766.9	741.1	755.2	796.5	823.8	825.4	35- 40	2777	13887	56.5,56.5
45	721.5	652.6	607.8	601.0	616.7	680.3	722.3	724.5	40- 45	2711	16599	67.5,67.5
50	507.0	485.2	412.5	404.5	411.3	505.6	558.9	564.9	45- 50	2318	18916	77,77
55	348.9	326.0	306.8	284.5	302.4	369.2	382.9	376.8	50- 55	1761	20677	84.1,84.1
60	270.9	226.9	208.3	190.6	207.9	236.7	286.1	268.1	55- 60	1317	21995	89.5,89.5
65	155.1	159.0	145.8	143.2	138.2	182.0	194.3	181.1	60- 65	956.9	22951	93.4,93.4
70	117.0	107.9	93.65	92.53	96.72	120.0	133.7	130.2	65- 70	683.3	23635	96.2,96.2
75	66.89	70.87	72.58	62.23	59.42	82.79	87.23	80.15	70- 75	480.2	24115	98.1,98.1
80	35.16	35.65	42.58	33.55	25.51	47.10	60.96	52.84	75- 80	308.3	24423	99.4,99.4
85	5.284	9.581	8.209	7.133	2.905	14.12	14.85	23.98	80- 85	138.6	24562	100,100
90	0.2641	0	0	0	0.5691	0	0	0	85- 90	12.07	24574	100,100
95									90- 95			
100									95-100			
105									100-105			
110									105-110			
115									110-115			
120									115-120			
125									120-125			
130									125-130			
135									130-135			
140									135-140			
145									140-145			
150									145-150			
155									150-155			
160									155-160			
165									160-165			
170									165-170			
175									170-175			
180									175-180			
DEG	LUMINOUS INTENSITY:×10cd									UNIT:lm		



LUMINANCE cd/(m2)		
G(DEG)	C0/180	C90/270
85	30315	47096
80	101245	122591
75	129222	140214
70	171049	136904
65	183507	172483
60	270884	208323
55	304157	267468
50	394412	320863
45	510160	429749

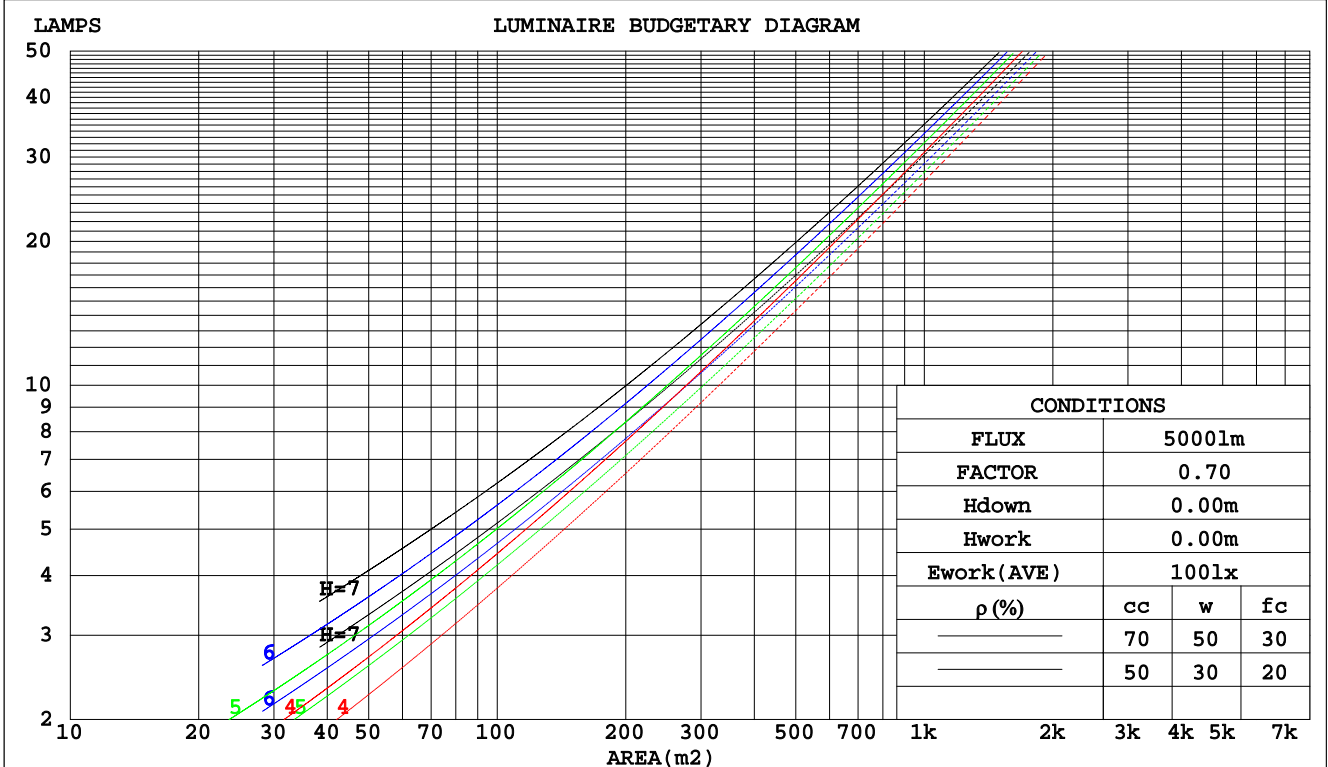
C Range: 0 - 360DEG  
C Interval: 5.0DEG  
Test Speed: HIGH  
Temperature:25DEG  
Operators:CHEN YU  
Test Date:2017-03-15

γ Range: 0 - 90DEG  
γ Interval: 0.5DEG  
Test System:EVERFINE GO-2000A\_V1 SYSTEM V2.0.287  
Humidity:65.0%  
Test Distance:9.410m [K=1.0000]  
Remarks:

**CU AND LUMINAIRE BUDGETARY ESTIMATE DIAGRAM**

Test:U:221.0V I:0.8454A P:179.3W PF:0.9601 Lamp Flux:24573.8x1 lm		
NAME: LED HIGH BAY LIGHT	TYPE:YHL-ID-180-HB-VE	WEIGHT:
SPEC.:MEAN WELL	DIM.: 5000K	SERIAL No.:20170315
MFR.:	SUR.:70Ra	PROTECTION ANGLE:

pcc	80%			70%			50%			30%			10%			0
	50%	30%	10%	50%	30%	10%	50%	30%	10%	50%	30%	10%	50%	30%	10%	0
pw																0
pfc	20%			20%			20%			20%			20%			0
RCR	RCR:Room Cavity Ratio      Coefficients of Utilization(CU)															
0.0	1.19	1.19	1.19	1.16	1.16	1.16	1.11	1.11	1.11	1.06	1.06	1.06	1.02	1.02	1.02	1.00
1.0	1.07	1.03	.00	1.04	1.01	.98	1.00	.98	.95	.96	.94	.92	.93	.91	.90	.88
2.0	.95	.89	.84	.93	.88	.83	.90	.85	.81	.86	.83	.79	.84	.80	.78	.76
3.0	.85	.78	.72	.83	.77	.71	.80	.75	.70	.78	.73	.69	.75	.71	.68	.66
4.0	.76	.68	.62	.75	.68	.62	.72	.66	.61	.70	.65	.60	.68	.63	.60	.58
5.0	.69	.61	.55	.68	.60	.54	.66	.59	.54	.64	.58	.53	.62	.57	.53	.51
6.0	.62	.54	.48	.61	.54	.48	.60	.53	.48	.58	.52	.47	.57	.51	.47	.45
7.0	.57	.49	.43	.56	.48	.43	.55	.48	.43	.53	.47	.42	.52	.46	.42	.40
8.0	.52	.44	.39	.51	.44	.39	.50	.43	.38	.49	.43	.38	.48	.42	.38	.36
9.0	.48	.40	.35	.47	.40	.35	.46	.40	.35	.45	.39	.35	.44	.39	.34	.33
10.0	.44	.37	.32	.44	.37	.32	.43	.36	.32	.42	.36	.32	.41	.36	.31	.30



C Range: 0 - 360DEG  
 C Interval: 5.0DEG  
 Test Speed: HIGH  
 Temperature:25DEG  
 Operators:CHEN YU  
 Test Date:2017-03-15

γ Range: 0 - 90DEG  
 γ Interval: 0.5DEG  
 Test System:EVERFINE GO-2000A\_V1 SYSTEM V2.0.287  
 Humidity:65.0%  
 Test Distance:9.410m [K=1.0000]  
 Remarks:

WEC AND CCEC

Test:U:221.0V I:0.8454A P:179.3W PF:0.9601 Lamp Flux:24573.8x1 lm		
NAME: LED HIGH BAY LIGHT	TYPE:YHL-ID-180-HB-VE	WEIGHT:
SPEC.:MEAN WELL	DIM.: 5000K	SERIAL No.:20170315
MFR.:	SUR.:70Ra	PROTECTION ANGLE:

ρcc	80%			70%			50%			30%			10%			0
ρw	50%	30%	10%	50%	30%	10%	50%	30%	10%	50%	30%	10%	50%	30%	10%	0
ρfc	20%			20%			20%			20%			20%			0
RCR	RCR:Room Cavity Ratio						Wall Exitance Coefficients(WEC)									
0.0																
1.0	.257	.146	.046	.250	.143	.045	.237	.136	.043	.225	.130	.042	.214	.124	.040	
2.0	.249	.136	.042	.243	.134	.041	.231	.129	.040	.221	.124	.039	.211	.119	.038	
3.0	.235	.125	.037	.230	.123	.037	.220	.119	.036	.211	.115	.035	.202	.112	.035	
4.0	.221	.115	.034	.216	.113	.033	.207	.110	.033	.199	.107	.032	.192	.104	.032	
5.0	.207	.106	.031	.203	.104	.030	.195	.102	.030	.188	.099	.030	.181	.097	.029	
6.0	.195	.098	.028	.191	.096	.028	.184	.094	.027	.178	.092	.027	.172	.090	.027	
7.0	.183	.091	.026	.180	.090	.026	.174	.088	.025	.168	.086	.025	.162	.084	.025	
8.0	.173	.084	.024	.170	.084	.024	.164	.082	.023	.159	.080	.023	.154	.079	.023	
9.0	.163	.079	.022	.160	.078	.022	.155	.077	.022	.151	.075	.022	.146	.074	.021	
10.0	.154	.074	.021	.152	.073	.020	.147	.072	.020	.143	.071	.020	.139	.070	.020	

ρcc	80%			70%			50%			30%			10%			0
ρw	50%	30%	10%	50%	30%	10%	50%	30%	10%	50%	30%	10%	50%	30%	10%	0
ρfc	20%			20%			20%			20%			20%			0
RCR	RCR:Room Cavity Ratio						Ceiling Cavity Exitance Coefficients(CCEC)									
0.0	.190	.190	.190	.163	.163	.163	.111	.111	.111	.064	.064	.064	.020	.020	.020	
1.0	.177	.157	.139	.151	.134	.119	.103	.092	.082	.060	.054	.048	.019	.017	.016	
2.0	.166	.132	.103	.143	.114	.089	.098	.079	.062	.056	.046	.036	.018	.015	.012	
3.0	.158	.114	.079	.135	.098	.069	.093	.068	.048	.054	.040	.028	.017	.013	.009	
4.0	.150	.100	.063	.129	.087	.054	.088	.060	.038	.051	.035	.023	.016	.012	.007	
5.0	.143	.090	.051	.122	.078	.044	.084	.054	.031	.049	.032	.018	.016	.010	.006	
6.0	.136	.081	.042	.117	.070	.036	.081	.049	.026	.047	.029	.015	.015	.009	.005	
7.0	.129	.074	.035	.111	.064	.031	.077	.045	.022	.045	.027	.013	.014	.009	.004	
8.0	.124	.068	.030	.106	.059	.026	.074	.042	.019	.043	.025	.011	.014	.008	.004	
9.0	.118	.063	.027	.102	.055	.023	.070	.039	.016	.041	.023	.010	.013	.007	.003	
10.0	.113	.059	.023	.097	.051	.020	.067	.036	.015	.039	.021	.009	.013	.007	.003	

C Range: 0 - 360DEG  
 C Interval: 5.0DEG  
 Test Speed: HIGH  
 Temperature:25DEG  
 Operators:CHEN YU  
 Test Date:2017-03-15

γ Range: 0 - 90DEG  
 γ Interval: 0.5DEG  
 Test System:EVERFINE GO-2000A\_V1 SYSTEM V2.0.287  
 Humidity:65.0%  
 Test Distance:9.410m [K=1.0000]  
 Remarks:

UGR(Unified Glare Rating) Table

Test:U:221.0V I:0.8454A P:179.3W PF:0.9601 Lamp Flux:24573.8x1 lm		
NAME: LED HIGH BAY LIGHT	TYPE:YHL-ID-180-HB-VE	WEIGHT:
SPEC.:MEAN WELL	DIM.: 5000K	SERIAL No.:20170315
MFR.:	SUR.:70Ra	PROTECTION ANGLE:

ceiling/cavity	0.7	0.7	0.5	0.5	0.3	0.7	0.7	0.5	0.5	0.3
walls	0.5	0.3	0.5	0.3	0.3	0.5	0.3	0.5	0.3	0.3
working plane	0.2	0.2	0.2	0.2	0.2	0.2	0.2	0.2	0.2	0.2
Room dimensions	Viewed crosswise					Viewed endwise				
x = 2H y = 2H	32.5	33.8	32.7	34.0	34.2	31.8	33.2	32.1	33.4	33.5
3H	32.9	34.2	33.2	34.4	34.6	32.3	33.5	32.6	33.7	34.0
4H	33.1	34.3	33.4	34.5	34.8	32.5	33.7	32.8	33.9	34.2
6H	33.2	34.3	33.5	34.6	34.8	32.7	33.8	33.0	34.0	34.3
8H	33.2	34.3	33.5	34.5	34.8	32.7	33.8	33.0	34.0	34.3
12H	33.1	34.2	33.5	34.5	34.8	32.7	33.7	33.0	34.0	34.3
4H 2H	32.6	33.8	32.9	34.0	34.3	32.0	33.2	32.3	33.4	33.7
3H	33.2	34.3	33.6	34.5	34.8	32.7	33.7	33.0	34.0	34.3
4H	33.5	34.4	33.9	34.8	35.1	33.0	33.9	33.4	34.2	34.6
6H	33.7	34.5	34.1	34.8	35.2	33.3	34.1	33.7	34.4	34.8
8H	33.7	34.5	34.1	34.8	35.2	33.4	34.1	33.8	34.5	34.9
12H	33.7	34.4	34.1	34.7	35.1	33.4	34.1	33.8	34.4	34.8
8H 4H	33.6	34.3	34.0	34.7	35.1	33.1	33.8	33.5	34.2	34.6
6H	33.8	34.4	34.2	34.8	35.3	33.5	34.1	33.9	34.5	34.9
8H	33.8	34.4	34.3	34.8	35.3	33.6	34.1	34.0	34.6	35.0
12H	33.8	34.3	34.3	34.8	35.2	33.6	34.1	34.1	34.5	35.0
12H 4H	33.5	34.2	34.0	34.6	35.0	33.1	33.8	33.5	34.1	34.5
6H	33.8	34.3	34.3	34.8	35.2	33.5	34.0	33.9	34.4	34.9
8H	33.9	34.3	34.3	34.8	35.2	33.6	34.1	34.1	34.5	35.0
Variations with the observer position at spacings:										
S = 1.0H	+ 0.6 / - 0.8					+ 0.7 / - 0.7				
1.5H	+ 0.6 / - 0.5					+ 0.4 / - 0.7				
2.0H	+ 1.8 / - 1.7					+ 1.6 / - 1.3				

CIE Pub.117 Corrected 24574 lm Total Lamp Luminous Flux.(8log(F/F0) = 11.1)

C Range: 0 - 360DEG  
 C Interval: 5.0DEG  
 Test Speed: HIGH  
 Temperature:25DEG  
 Operators:CHEN YU  
 Test Date:2017-03-15

γ Range: 0 - 90DEG  
 γ Interval: 0.5DEG  
 Test System:EVERFINE GO-2000A\_V1 SYSTEM V2.0.287  
 Humidity:65.0%  
 Test Distance:9.410m [K=1.0000]  
 Remarks:

UTILIZATION FACTORS TABLE

Test:U:221.0V I:0.8454A P:179.3W PF:0.9601 Lamp Flux:24573.8x1 lm		
NAME: LED HIGH BAY LIGHT	TYPE:YHL-ID-180-HB-VE	WEIGHT:
SPEC.:MEAN WELL	DIM.: 5000K	SERIAL No.:20170315
MFR.:	SUR.:70Ra	PROTECTION ANGLE:

REFLECTANCE										
Ceiling	0.8	0.8	0.8	0.7	0.7	0.7	0.5	0.5	0.5	0
Walls	0.7	0.5	0.3	0.7	0.5	0.3	0.7	0.5	0.3	0
Working plane	0.2	0.2	0.2	0.2	0.2	0.2	0.2	0.2	0.2	0
ROOM INDEX	UTILIZATION FACTORS(PERCENT) $k(RI) \times RCR = 5$									
k = 0.60	64	54	47	63	54	47	62	53	47	41
0.80	74	64	58	73	64	58	72	63	57	51
1.00	83	73	67	82	73	67	80	74	66	60
1.25	89	80	74	88	80	74	86	78	73	67
1.50	94	86	80	92	85	79	90	83	78	72
2.00	100	93	87	98	92	87	95	89	85	78
2.50	103	96	91	101	95	91	97	93	89	81
3.00	106	100	95	104	98	94	100	96	92	84
4.00	109	104	100	107	102	99	103	99	96	88
5.00	111	107	103	108	105	102	104	101	99	90
ROOM INDEX	UF(total)									Direct
According to DIN EN 13032-2 2004			Suspended				SHRNOM = 1.25			

C Range: 0 - 360DEG  
 C Interval: 5.0DEG  
 Test Speed: HIGH  
 Temperature:25DEG  
 Operators:CHEN YU  
 Test Date:2017-03-15

$\gamma$  Range: 0 - 90DEG  
 $\gamma$  Interval: 0.5DEG  
 Test System:EVERFINE GO-2000A\_V1 SYSTEM V2.0.287  
 Humidity:65.0%  
 Test Distance:9.410m [K=1.0000]  
 Remarks:

**ISOCANDELA DIAGRAM**

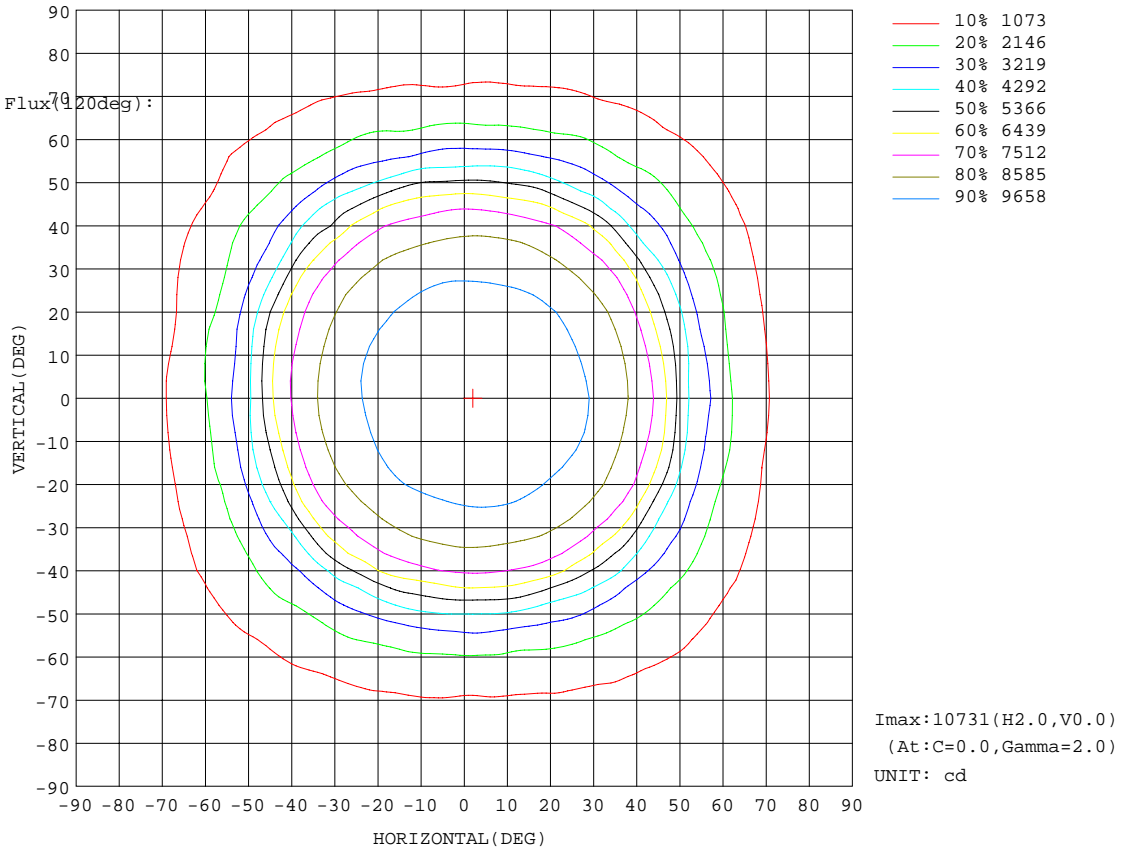
Test:U:221.0V I:0.8454A P:179.3W PF:0.9601 Lamp Flux:24573.8x1 lm		
NAME: LED HIGH BAY LIGHT	TYPE:YHL-ID-180-HB-VE	WEIGHT:
SPEC.:MEAN WELL	DIM.: 5000K	SERIAL No.:20170315
MFR.:	SUR.:70Ra	PROTECTION ANGLE:

Conical surface Flux(90deg):

16599 lm  
 %lum = 67.5%  
 %lamp = 67.5%

Conical surface Flux(70deg):

21995 lm  
 %lum = 89.5%  
 %lamp = 89.5%



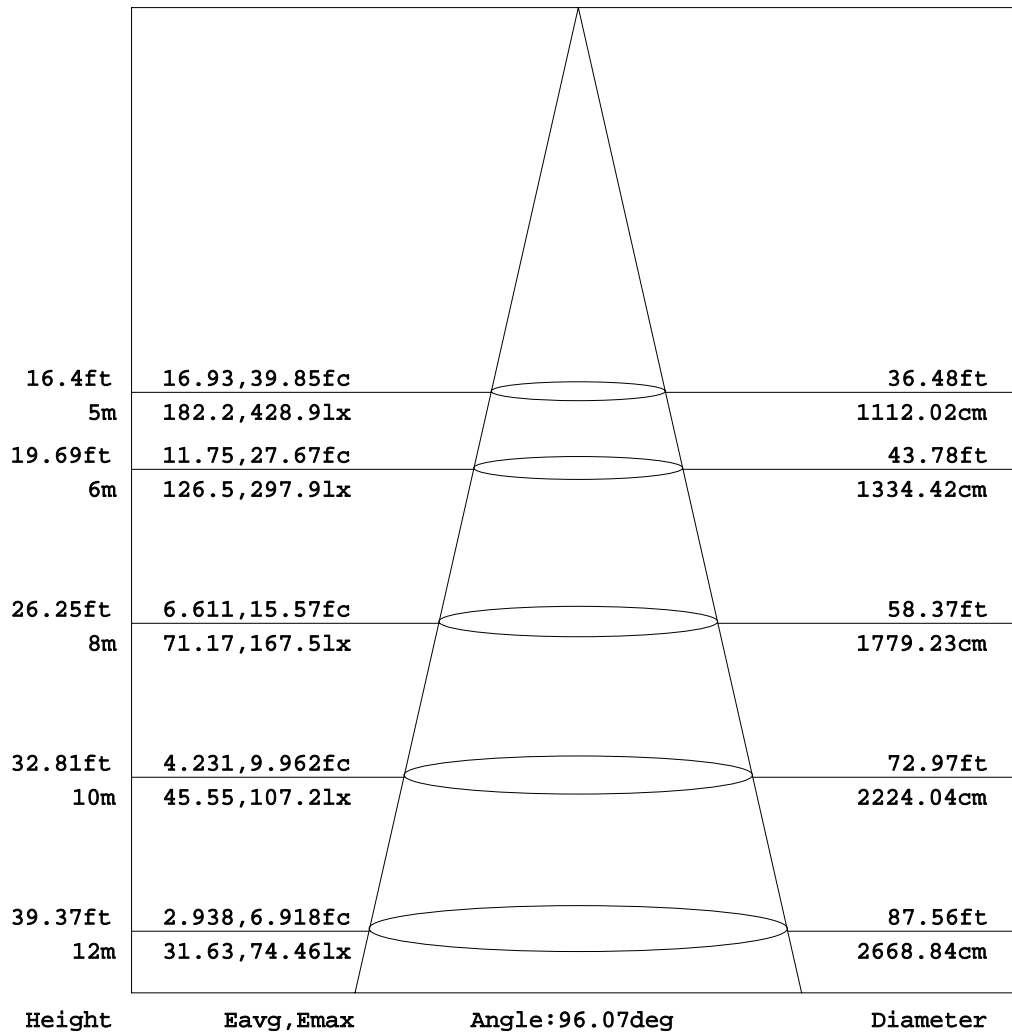
C Range: 0 - 360DEG  
 C Interval: 5.0DEG  
 Test Speed: HIGH  
 Temperature:25DEG  
 Operators:CHEN YU  
 Test Date:2017-03-15

γ Range: 0 - 90DEG  
 γ Interval: 0.5DEG  
 Test System:EVERFINE GO-2000A\_V1 SYSTEM V2.0.287  
 Humidity:65.0%  
 Test Distance:9.410m [K=1.0000]  
 Remarks:

**AAI Figure**

Test:U:221.0V I:0.8454A P:179.3W PF:0.9601 Lamp Flux:24573.8x1 lm		
NAME: LED HIGH BAY LIGHT	TYPE:YHL-ID-180-HB-VE	WEIGHT:
SPEC.:MEAN WELL	DIM.: 5000K	SERIAL No.:20170315
MFR.:	SUR.:70Ra	PROTECTION ANGLE:

Flux out:18280 lm



Note:The Curves indicate the illuminated area and the average illumination when the luminaire is at different distance.

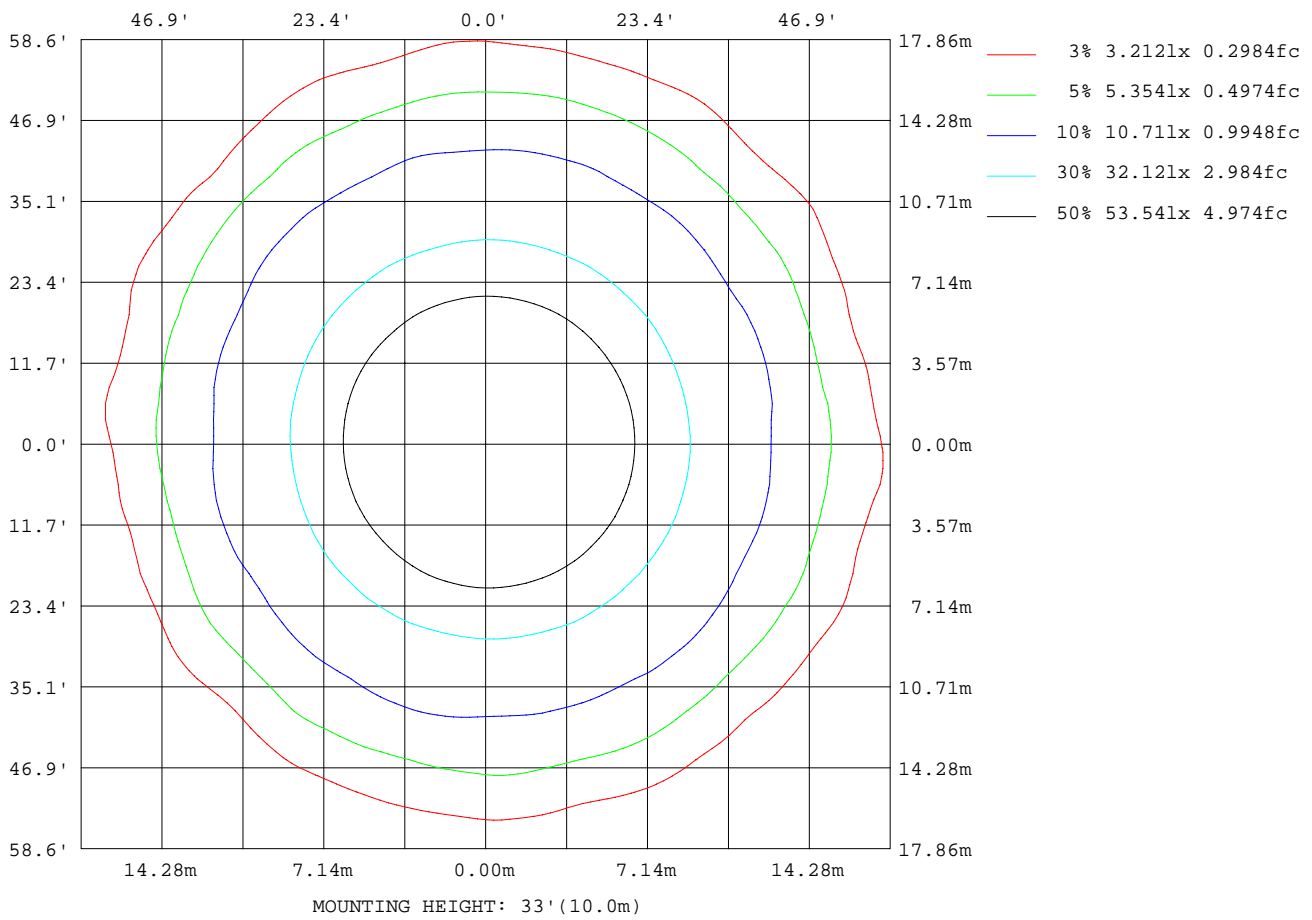
C Range: 0 - 360DEG  
 C Interval: 5.0DEG  
 Test Speed: HIGH  
 Temperature:25DEG  
 Operators:CHEN YU  
 Test Date:2017-03-15

γ Range: 0 - 90DEG  
 γ Interval: 0.5DEG  
 Test System:EVERFINE GO-2000A\_V1 SYSTEM V2.0.287  
 Humidity:65.0%  
 Test Distance:9.410m [K=1.0000]  
 Remarks:



**ISOLUX DIAGRAM**

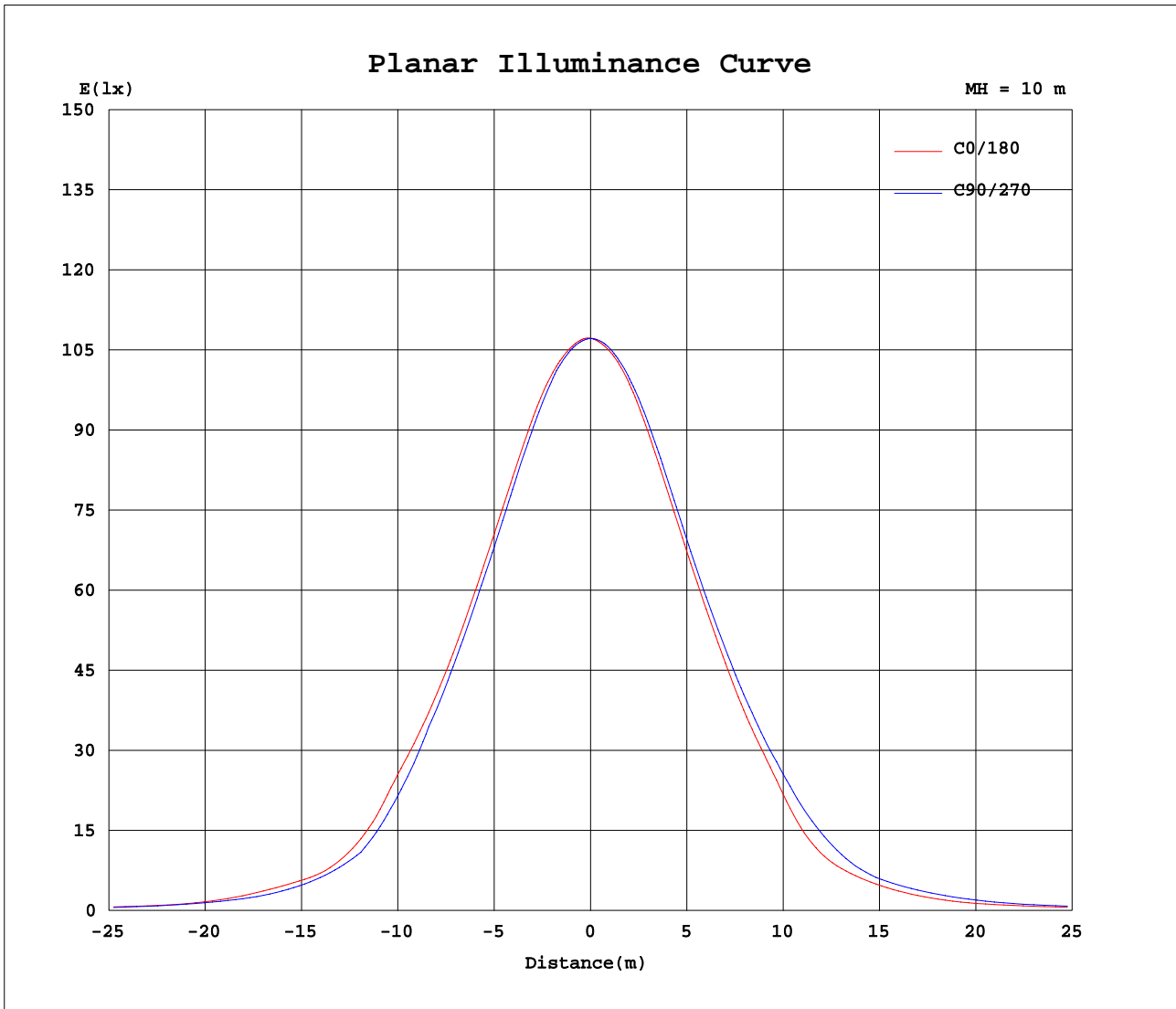
Test:U:221.0V I:0.8454A P:179.3W PF:0.9601 Lamp Flux:24573.8x1 lm		
NAME: LED HIGH BAY LIGHT	TYPE:YHL-ID-180-HB-VE	WEIGHT:
SPEC.:MEAN WELL	DIM.: 5000K	SERIAL No.:20170315
MFR.:	SUR.:70Ra	PROTECTION ANGLE:



C Range: 0 - 360DEG  
 C Interval: 5.0DEG  
 Test Speed: HIGH  
 Temperature:25DEG  
 Operators:CHEN YU  
 Test Date:2017-03-15

γ Range: 0 - 90DEG  
 γ Interval: 0.5DEG  
 Test System:EVERFINE GO-2000A\_V1 SYSTEM V2.0.287  
 Humidity:65.0%  
 Test Distance:9.410m [K=1.0000]  
 Remarks:

**Planar Illuminance Curve**



C Range: 0 - 360DEG  
 C Interval: 5.0DEG  
 Test Speed: HIGH  
 Temperature: 25DEG  
 Operators: CHEN YU  
 Test Date: 2017-03-15

$\gamma$  Range: 0 - 90DEG  
 $\gamma$  Interval: 0.5DEG  
 Test System: EVERFINE GO-2000A\_V1 SYSTEM V2.0.287  
 Humidity: 65.0%  
 Test Distance: 9.410m [K=1.0000]  
 Remarks:

**LUMINOUS DISTRIBUTION INTENSITY DATA**

Test:U:221.0V I:0.8454A P:179.3W PF:0.9601 Lamp Flux:24573.8x1 lm		
NAME: LED HIGH BAY LIGHT	TYPE:YHL-ID-180-HB-VE	WEIGHT:
SPEC.:MEAN WELL	DIM.: 5000K	SERIAL No.:20170315
MFR.:	SUR.:70Ra	PROTECTION ANGLE:

Table--1

UNIT: ×10cd

C (DEG) \ γ (DEG)	0	5	10	15	20	25	30	35	40	45	50	55	60	65	70	75	80	85	90
0	1072	1072	1072	1072	1072	1072	1072	1072	1072	1072	1072	1072	1072	1072	1072	1072	1072	1072	1072
5	1072	1071	1071	1071	1071	1071	1071	1071	1071	1070	1070	1070	1070	1069	1069	1069	1068	1068	1068
10	1068	1067	1067	1067	1067	1067	1066	1066	1066	1065	1065	1064	1063	1063	1062	1062	1061	1060	1060
15	1057	1056	1055	1055	1054	1052	1051	1050	1049	1048	1047	1045	1045	1044	1043	1041	1039	1038	1036
20	1031	1030	1030	1029	1027	1026	1024	1022	1020	1019	1018	1017	1016	1015	1014	1012	1011	1008	1006
25	997	997	996	995	994	991	988	985	983	981	981	980	979	978	977	974	972	968	965
30	956	955	955	955	953	950	947	944	941	939	938	935	933	930	928	927	925	922	920
35	900	897	895	894	892	891	893	889	886	883	881	879	872	866	861	858	856	855	854
40	826	822	817	815	815	815	810	805	801	798	793	791	787	781	774	770	770	771	767
45	721	718	716	708	703	692	686	679	655	653	648	649	648	635	630	628	618	610	608
50	507	507	514	511	495	483	483	488	489	485	472	460	444	443	442	436	429	415	412
55	349	348	351	349	344	338	343	338	328	326	326	325	321	316	310	302	303	311	307
60	271	270	249	240	249	258	244	235	235	227	226	223	225	223	213	202	210	208	208
65	155	159	163	165	157	152	158	163	157	159	158	157	148	143	150	154	145	137	146
70	117	107	109	110	109	108	107	112	110	108	109	107	106	107	103	95.5	100	103	93.6
75	66.9	74.8	73.5	67.7	73.8	74.0	69.5	71.5	72.5	70.9	73.0	71.4	69.8	72.2	68.5	72.5	70.5	72.8	72.6
80	35.2	35.0	34.9	38.9	36.1	37.0	37.9	35.7	36.2	35.6	36.7	37.7	40.0	39.9	42.5	42.3	44.3	42.9	42.6
85	5.28	5.01	5.66	5.88	5.95	6.36	5.61	7.29	8.42	9.58	10.2	10.8	11.1	10.5	10.4	9.45	9.18	8.59	8.21
90	0.26	0.00	0.00	0.00	0.00	0.00	0.00	0.00	0.00	0.00	0.00	0.00	0.00	0.00	0.00	0.00	0.00	0.00	0.00

C Range: 0 - 360DEG          γ Range: 0 - 90DEG  
 C Interval: 5.0DEG          γ Interval: 0.5DEG  
 Test Speed: HIGH          Test System:EVERFINE GO-2000A\_V1 SYSTEM V2.0.287  
 Temperature:25DEG          Humidity:65.0%  
 Operators:CHEN YU          Test Distance:9.410m [K=1.0000]  
 Test Date:2017-03-15          Remarks:

## LUMINOUS DISTRIBUTION INTENSITY DATA

Test:U:221.0V I:0.8454A P:179.3W PF:0.9601 Lamp Flux:24573.8x1 lm		
NAME: LED HIGH BAY LIGHT	TYPE:YHL-ID-180-HB-VE	WEIGHT:
SPEC.:MEAN WELL	DIM.: 5000K	SERIAL No.:20170315
MFR.:	SUR.:70Ra	PROTECTION ANGLE:

Table--2

UNIT: x10cd

C(DEG) γ (DEG)	95	100	105	110	115	120	125	130	135	140	145	150	155	160	165	170	175	180	185
0	1072	1072	1072	1072	1072	1072	1072	1072	1072	1072	1072	1072	1072	1072	1072	1072	1072	1072	1072
5	1067	1067	1066	1066	1066	1065	1065	1065	1065	1064	1064	1064	1064	1064	1064	1064	1064	1064	1064
10	1058	1057	1056	1056	1055	1054	1054	1053	1053	1053	1053	1052	1052	1052	1052	1052	1052	1052	1053
15	1034	1033	1032	1032	1031	1031	1031	1031	1031	1031	1030	1029	1028	1028	1028	1027	1028	1029	1030
20	1003	1001	1000	998	997	997	997	996	996	995	994	993	992	991	992	992	993	995	997
25	962	959	957	956	956	957	957	958	955	954	953	951	949	948	948	949	951	954	957
30	917	913	910	909	908	907	906	904	902	902	901	902	902	901	901	903	904	907	909
35	851	848	847	845	842	839	836	833	833	834	835	837	837	838	839	840	842	844	845
40	761	755	750	748	748	749	748	744	741	743	747	746	744	742	742	744	749	755	761
45	598	587	584	594	599	598	588	596	601	597	588	591	587	582	582	587	602	617	630
50	425	432	433	428	419	406	404	414	404	405	397	398	416	424	429	431	424	411	422
55	296	290	285	291	293	295	301	290	285	287	297	296	288	280	277	283	292	302	302
60	206	209	211	204	203	207	202	195	191	200	205	200	199	203	205	205	200	208	226
65	149	143	139	142	143	135	128	139	143	135	128	138	141	139	137	138	140	138	132
70	100	106	105	102	100	98.0	97.1	93.7	92.5	93.4	94.4	90.7	94.3	97.3	99.2	96.0	95.7	96.7	94.3
75	70.9	70.3	69.2	69.7	66.4	64.4	66.5	64.7	62.2	62.0	64.0	61.3	61.2	60.8	57.9	59.3	60.5	59.4	61.7
80	39.4	38.4	37.1	36.7	36.5	36.1	32.6	31.9	33.5	30.6	29.7	29.0	27.8	27.0	25.7	26.1	25.2	25.5	26.7
85	7.88	7.75	7.84	8.13	8.53	8.78	8.70	8.07	7.13	5.93	4.41	3.52	4.14	3.59	3.37	2.97	2.56	2.90	3.33
90	0.00	0.00	0.00	0.00	0.00	0.00	0.00	0.00	0.00	0.00	0.00	0.00	0.00	0.00	0.00	0.00	0.00	0.57	0.00

C Range: 0 - 360DEG  
C Interval: 5.0DEG  
Test Speed: HIGH  
Temperature:25DEG  
Operators:CHEN YU  
Test Date:2017-03-15

γ Range: 0 - 90DEG  
γ Interval: 0.5DEG  
Test System:EVERFINE GO-2000A\_V1 SYSTEM V2.0.287  
Humidity:65.0%  
Test Distance:9.410m [K=1.0000]  
Remarks:

**LUMINOUS DISTRIBUTION INTENSITY DATA**

Test:U:221.0V I:0.8454A P:179.3W PF:0.9601 Lamp Flux:24573.8x1 lm		
NAME: LED HIGH BAY LIGHT	TYPE:YHL-ID-180-HB-VE	WEIGHT:
SPEC.:MEAN WELL	DIM.: 5000K	SERIAL No.:20170315
MFR.:	SUR.:70Ra	PROTECTION ANGLE:

Table--3

UNIT: x10cd

C( DEG) γ (DEG)	190	195	200	205	210	215	220	225	230	235	240	245	250	255	260	265	270	275	280
0	1072	1072	1072	1072	1072	1072	1072	1072	1072	1072	1072	1072	1072	1072	1072	1072	1072	1072	1072
5	1064	1065	1065	1065	1065	1066	1066	1066	1067	1067	1068	1068	1068	1069	1069	1069	1070	1070	1070
10	1053	1054	1055	1055	1056	1056	1057	1057	1058	1059	1059	1060	1060	1061	1061	1062	1062	1063	1063
15	1032	1034	1035	1036	1036	1037	1039	1039	1039	1040	1041	1043	1044	1045	1046	1046	1046	1047	1048
20	999	1001	1002	1003	1004	1005	1005	1007	1008	1010	1012	1015	1017	1019	1020	1021	1021	1021	1021
25	960	962	964	965	966	966	967	968	971	973	975	977	980	982	984	984	984	985	985
30	912	915	918	920	922	921	922	922	923	926	930	934	938	941	943	943	941	941	941
35	847	850	852	856	861	865	871	872	874	881	881	881	882	883	886	889	891	894	895
40	762	763	769	776	782	788	792	796	799	805	810	809	808	809	813	819	824	827	827
45	641	651	658	664	673	683	676	680	683	698	704	708	712	714	716	720	722	721	720
50	439	461	468	467	474	495	509	506	520	527	533	542	549	564	561	553	559	557	550
55	305	312	318	320	326	344	357	369	374	372	369	370	375	378	385	381	383	396	407
60	221	212	223	247	253	242	244	237	247	259	272	276	271	264	272	288	286	272	266
65	140	147	149	151	153	159	173	182	182	179	184	187	187	179	187	192	194	192	198
70	97.0	105	104	102	116	119	115	120	122	129	128	124	131	143	131	122	134	138	131
75	65.5	59.2	66.5	71.7	68.8	72.3	79.3	82.8	87.2	88.8	87.1	91.1	89.8	84.2	87.8	90.3	87.2	92.5	95.4
80	25.4	30.9	31.4	35.0	39.4	42.7	46.2	47.1	51.1	53.2	53.9	56.8	54.8	58.2	57.3	59.8	61.0	59.5	59.3
85	3.83	4.42	5.40	6.98	7.46	10.6	13.0	14.1	15.6	16.3	16.8	16.0	15.4	15.7	14.9	14.7	14.9	15.0	16.7
90	0.00	0.00	0.00	0.00	0.00	0.00	0.00	0.00	0.00	0.00	0.00	0.00	0.00	0.00	0.00	0.00	0.00	0.00	0.00

C Range: 0 - 360DEG  
 C Interval: 5.0DEG  
 Test Speed: HIGH  
 Temperature:25DEG  
 Operators:CHEN YU  
 Test Date:2017-03-15

γ Range: 0 - 90DEG  
 γ Interval: 0.5DEG  
 Test System:EVERFINE GO-2000A\_V1 SYSTEM V2.0.287  
 Humidity:65.0%  
 Test Distance:9.410m [K=1.0000]  
 Remarks:

LUMINOUS DISTRIBUTION INTENSITY DATA

Test:U:221.0V I:0.8454A P:179.3W PF:0.9601 Lamp Flux:24573.8x1 lm		
NAME: LED HIGH BAY LIGHT	TYPE:YHL-ID-180-HB-VE	WEIGHT:
SPEC.:MEAN WELL	DIM.: 5000K	SERIAL No.:20170315
MFR.:	SUR.:70Ra	PROTECTION ANGLE:

Table--4

UNIT: x10cd

C( DEG) γ (DEG)	285	290	295	300	305	310	315	320	325	330	335	340	345	350	355				
0	1072	1072	1072	1072	1072	1072	1072	1072	1072	1072	1072	1072	1072	1072	1072				
5	1070	1070	1071	1071	1071	1071	1071	1071	1071	1071	1071	1071	1071	1071	1071				
10	1063	1064	1064	1064	1064	1065	1065	1066	1066	1067	1067	1067	1067	1067	1067				
15	1049	1050	1051	1051	1052	1053	1054	1055	1055	1054	1054	1054	1055	1055	1055				
20	1022	1023	1024	1026	1028	1029	1029	1029	1029	1029	1029	1028	1029	1029	1030				
25	986	987	989	991	992	994	995	995	994	993	993	993	993	994	995				
30	942	945	948	950	953	954	954	955	953	951	950	950	951	952	954				
35	897	898	898	899	899	897	898	898	899	902	902	902	903	901	900				
40	827	827	828	828	826	824	825	826	827	827	827	824	824	824	824				
45	721	722	724	730	734	726	724	726	731	720	712	708	705	712	715				
50	551	563	565	557	554	563	565	545	533	535	531	529	527	523	511				
55	410	402	394	382	378	384	377	372	362	373	375	371	367	358	361				
60	265	275	281	288	286	271	268	278	285	266	254	242	240	248	250				
65	201	194	194	196	189	183	181	177	173	172	176	179	176	171	165				
70	128	135	137	126	123	134	130	118	120	126	119	115	113	112	114				
75	96.6	93.9	89.7	89.9	90.9	81.0	80.2	86.2	77.7	74.2	77.9	73.6	70.0	71.6	68.8				
80	58.5	59.8	58.4	57.9	57.2	56.9	52.8	47.3	49.6	43.6	41.7	39.3	35.3	33.5	31.1				
85	18.6	21.8	25.5	28.5	28.5	26.5	24.0	20.2	17.2	13.9	10.6	8.18	6.38	5.22	4.55				
90	0.00	0.00	0.00	0.00	0.00	0.00	0.00	0.00	0.00	0.00	0.00	0.00	0.00	0.00	0.00				

C Range: 0 - 360DEG  
 C Interval: 5.0DEG  
 Test Speed: HIGH  
 Temperature:25DEG  
 Operators:CHEN YU  
 Test Date:2017-03-15

γ Range: 0 - 90DEG  
 γ Interval: 0.5DEG  
 Test System:EVERFINE GO-2000A\_V1 SYSTEM V2.0.287  
 Humidity:65.0%  
 Test Distance:9.410m [K=1.0000]  
 Remarks: