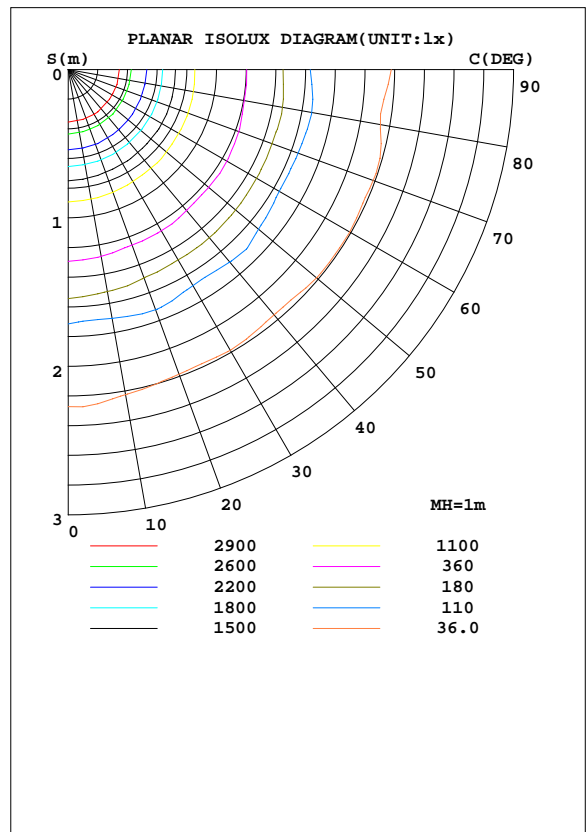
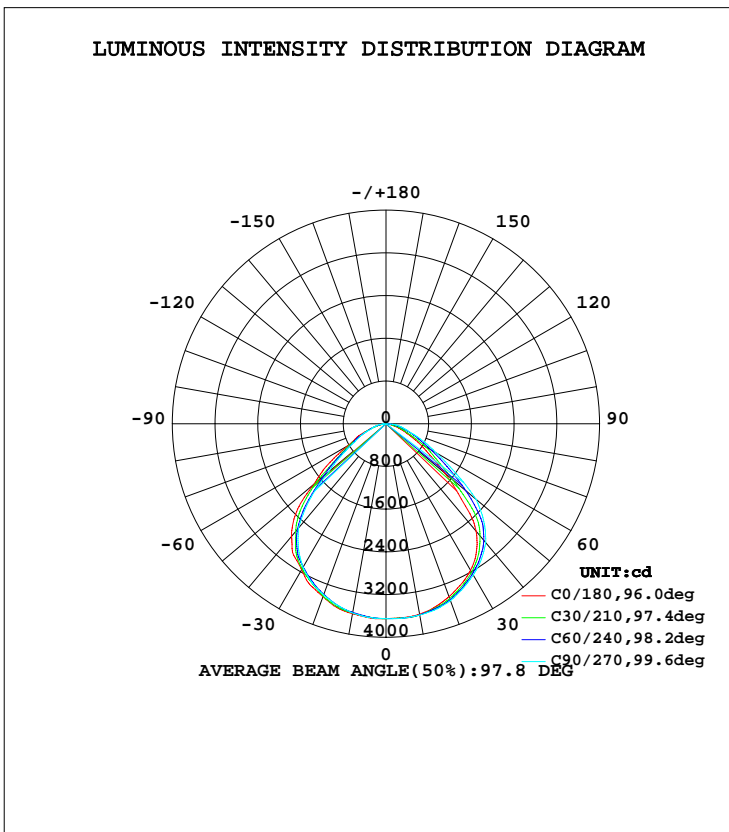


**LUMINAIRE PHOTOMETRIC TEST REPORT**

Test:U:221.1V I:0.2755A P:59.71W PF:0.9803 Lamp Flux:8449.32x1 lm		
NAME: LED HIGH BAY LIGHT	TYPE:YHL-ID-60-HB-VE	WEIGHT:
SPEC.:MEAN WELL	DIM.: 5000K	SERIAL No.:20170316
MFR.:	SUR.:70Ra	PROTECTION ANGLE:

DATA OF LAMP		PHOTOMETRIC DATA Eff: 141.51 lm/W			
MODEL	NF2W757GR-V1 138PCS	I <sub>max</sub> (cd)	3656	S/MH(C0/180)	1.29
NOMINAL POWER(W)	60	LOR(%)	100.0	S/MH(C90/270)	1.33
RATED VOLTAGE(V)	220	TOTAL FLUX(lm)	8449.3	η UP, DN(C0-180)	0.0, 47.0
NOMINAL FLUX(lm)	8449.32	CIE CLASS	DIRECT	η UP, DN(C180-360)	0.0, 53.0
LAMPS INSIDE	1	η up(%)	0.0	CIBSE SHR NOM	1.25
TEST VOLTAGE(V)	220	η down(%)	100.0	CIBSE SHR MAX	1.35



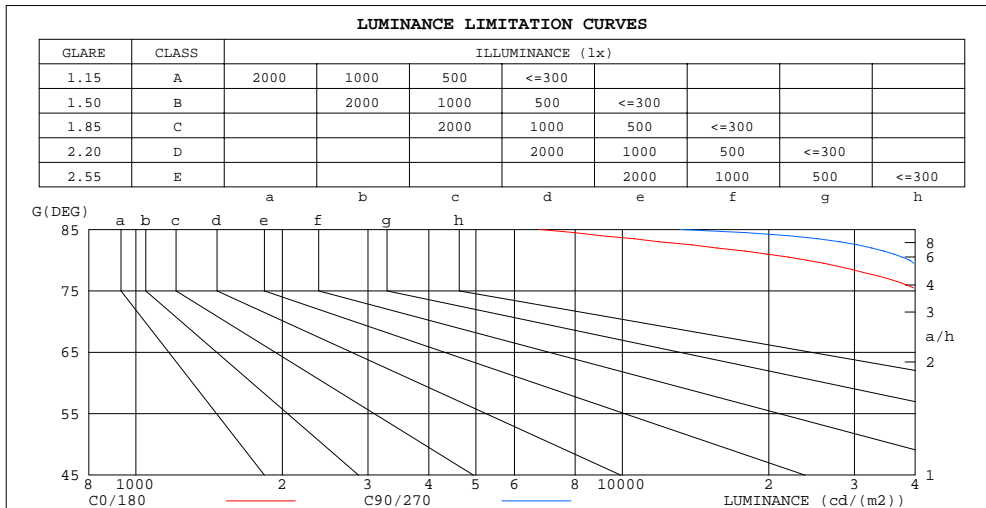
C Range: 0 - 360DEG  
 C Interval: 5.0DEG  
 Test Speed: HIGH  
 Temperature:25DEG  
 Operators:CHEN YU  
 Test Date:2017-03-16

γ Range: 0 - 90DEG  
 γ Interval: 0.5DEG  
 Test System:EVERFINE GO-2000A\_V1 SYSTEM V2.0.287  
 Humidity:65.0%  
 Test Distance:9.410m [K=1.0000]  
 Remarks:

**ZONAL FLUX DIAGRAM  
AND LUMINANCE LIMITATION CURVES**

**ZONAL FLUX DIAGRAM:**

γ	C0	C45	C90	C135	C180	C225	C270	C315	γ	Φ zone	Φ total	lum, lamp
5	3646	3633	3639	3644	3645	3654	3654	3655	0- 5	87.24	87.24	1.03,1.03
10	3613	3593	3599	3602	3621	3637	3637	3633	5- 10	259.8	347.1	4.11,4.11
15	3562	3537	3517	3529	3553	3584	3601	3583	10- 15	425.7	772.7	9.15,9.15
20	3447	3417	3413	3409	3449	3500	3528	3500	15- 20	578.1	1351	16,16
25	3339	3281	3282	3284	3321	3378	3406	3394	20- 25	712.1	2063	24.4,24.4
30	3157	3110	3108	3119	3168	3240	3270	3225	25- 30	823.7	2887	34.2,34.2
35	3013	2898	2858	2885	2947	3042	3108	3083	30- 35	906.8	3793	44.9,44.9
40	2753	2630	2550	2540	2625	2781	2907	2863	35- 40	949.4	4743	56.1,56.1
45	2394	2204	2031	1936	1998	2439	2593	2576	40- 45	925.0	5668	67.1,67.1
50	1758	1534	1400	1359	1433	1810	2204	2174	45- 50	804.0	6472	76.6,76.6
55	1323	1068	996.4	985.6	974.4	1259	1568	1514	50- 55	628.9	7101	84,84
60	831.3	820.5	666.6	656.2	689.1	913.5	1073	1077	55- 60	469.6	7570	89.6,89.6
65	598.5	492.2	503.7	479.8	448.1	604.9	768.6	746.8	60- 65	340.7	7911	93.6,93.6
70	355.4	336.1	308.6	304.2	292.9	396.3	496.3	482.4	65- 70	238.6	8150	96.5,96.5
75	211.9	210.2	226.7	179.6	154.3	271.4	360.0	326.0	70- 75	159.9	8309	98.3,98.3
80	83.03	86.27	135.5	67.19	39.10	139.0	248.9	171.8	75- 80	95.92	8405	99.5,99.5
85	11.78	13.33	22.95	10.16	11.21	33.16	80.64	59.00	80- 85	40.61	8446	100,100
90	0.5447	0	0	0	0.8859	0	0	0	85- 90	3.363	8449	100,100
95									90- 95			
100									95-100			
105									100-105			
110									105-110			
115									110-115			
120									115-120			
125									120-125			
130									125-130			
135									130-135			
140									135-140			
145									140-145			
150									145-150			
155									150-155			
160									155-160			
165									160-165			
170									165-170			
175									170-175			
180									175-180			
DEG	LUMINOUS INTENSITY:cd									UNIT:lm		



LUMINANCE cd/(m2)		
G(DEG)	C0/180	C90/270
85	6758	13169
80	23907	39004
75	40938	43786
70	51963	45113
65	70805	59594
60	83127	66657
55	115337	86855
50	136710	108914
45	169272	143632

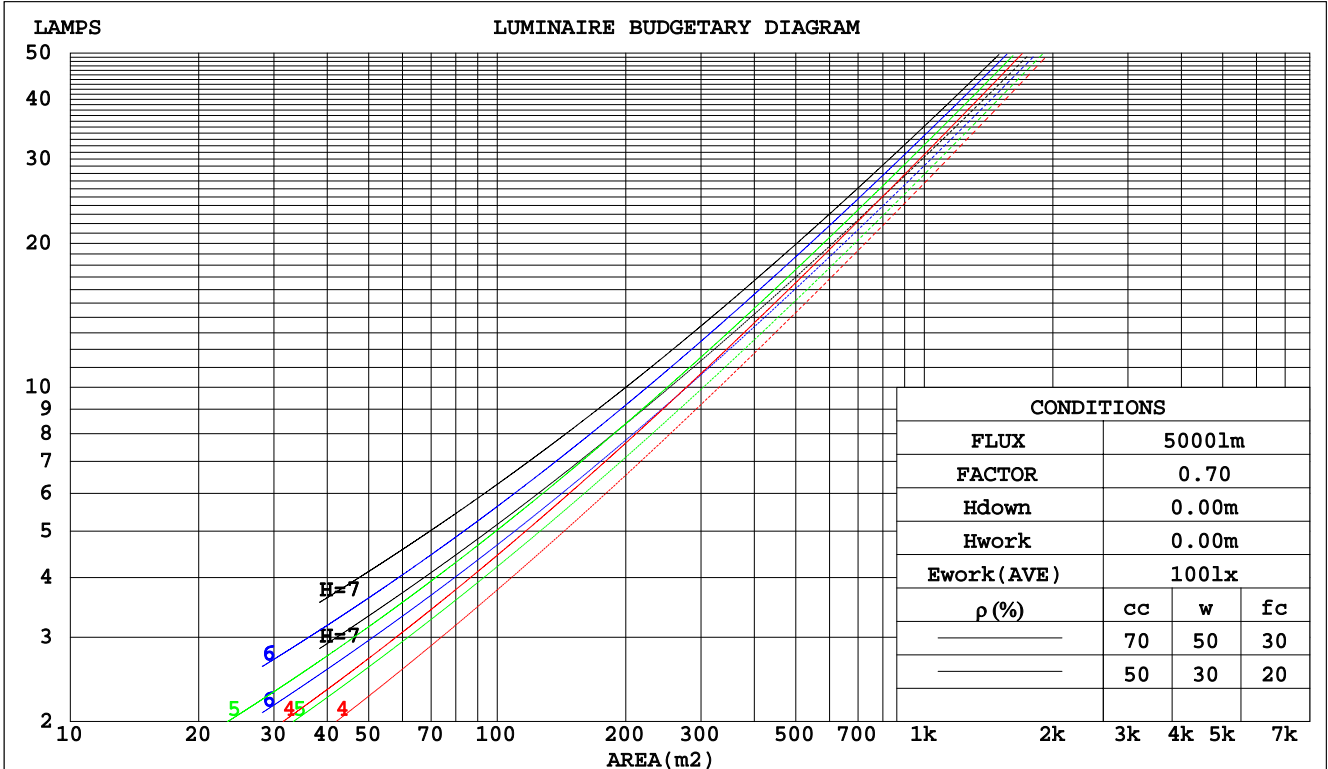
C Range: 0 - 360DEG  
 C Interval: 5.0DEG  
 Test Speed: HIGH  
 Temperature: 25DEG  
 Operators: CHEN YU  
 Test Date: 2017-03-16

γ Range: 0 - 90DEG  
 γ Interval: 0.5DEG  
 Test System: EVERFINE GO-2000A\_V1 SYSTEM V2.0.287  
 Humidity: 65.0%  
 Test Distance: 9.410m [K=1.0000]  
 Remarks:

**CU AND LUMINAIRE BUDGETARY ESTIMATE DIAGRAM**

Test:U:221.1V I:0.2755A P:59.71W PF:0.9803 Lamp Flux:8449.32x1 lm		
NAME: LED HIGH BAY LIGHT	TYPE:YHL-ID-60-HB-VE	WEIGHT:
SPEC.:MEAN WELL	DIM.: 5000K	SERIAL No.:20170316
MFR.:	SUR.:70Ra	PROTECTION ANGLE:

pcc	80%			70%			50%			30%			10%			0
	50%	30%	10%	50%	30%	10%	50%	30%	10%	50%	30%	10%	50%	30%	10%	0
pw																0
pfc	20%			20%			20%			20%			20%			0
RCR	RCR:Room Cavity Ratio      Coefficients of Utilization(CU)															
0.0	1.19	1.19	1.19	1.16	1.16	1.16	1.11	1.11	1.11	1.06	1.06	1.06	1.02	1.02	1.02	.00
1.0	1.07	1.03	.00	1.04	1.01	.98	1.00	.98	.95	.96	.94	.92	.93	.91	.90	.88
2.0	.95	.89	.84	.93	.88	.83	.90	.85	.81	.86	.83	.79	.84	.80	.78	.76
3.0	.85	.78	.72	.83	.77	.71	.80	.75	.70	.78	.73	.69	.75	.71	.68	.66
4.0	.76	.68	.62	.75	.67	.62	.72	.66	.61	.70	.65	.60	.68	.63	.59	.57
5.0	.69	.60	.54	.68	.60	.54	.66	.59	.54	.64	.58	.53	.62	.57	.53	.51
6.0	.62	.54	.48	.61	.54	.48	.60	.53	.48	.58	.52	.47	.56	.51	.47	.45
7.0	.57	.49	.43	.56	.48	.43	.54	.48	.42	.53	.47	.42	.52	.46	.42	.40
8.0	.52	.44	.39	.51	.44	.38	.50	.43	.38	.49	.43	.38	.48	.42	.38	.36
9.0	.48	.40	.35	.47	.40	.35	.46	.39	.35	.45	.39	.34	.44	.38	.34	.33
10.0	.44	.37	.32	.44	.37	.32	.43	.36	.32	.42	.36	.31	.41	.35	.31	.30



C Range: 0 - 360DEG  
 C Interval: 5.0DEG  
 Test Speed: HIGH  
 Temperature:25DEG  
 Operators:CHEN YU  
 Test Date:2017-03-16

γ Range: 0 - 90DEG  
 γ Interval: 0.5DEG  
 Test System:EVERFINE GO-2000A\_V1 SYSTEM V2.0.287  
 Humidity:65.0%  
 Test Distance:9.410m [K=1.0000]  
 Remarks:

WEC AND CCEC

Test:U:221.1V I:0.2755A P:59.71W PF:0.9803 Lamp Flux:8449.32x1 lm		
NAME: LED HIGH BAY LIGHT	TYPE:YHL-ID-60-HB-VE	WEIGHT:
SPEC.:MEAN WELL	DIM.: 5000K	SERIAL No.:20170316
MFR.:	SUR.:70Ra	PROTECTION ANGLE:

ρcc	80%			70%			50%			30%			10%			0
ρw	50%	30%	10%	50%	30%	10%	50%	30%	10%	50%	30%	10%	50%	30%	10%	0
ρfc	20%			20%			20%			20%			20%			0
RCR	RCR:Room Cavity Ratio						Wall Exitance Coefficients(WEC)									
0.0																
1.0	.257	.146	.046	.250	.142	.045	.237	.136	.043	.225	.130	.042	.214	.124	.040	
2.0	.248	.136	.042	.242	.134	.041	.231	.129	.040	.221	.124	.039	.211	.119	.038	
3.0	.235	.125	.037	.230	.123	.037	.220	.119	.036	.211	.116	.035	.202	.112	.035	
4.0	.221	.115	.034	.217	.113	.033	.208	.110	.033	.200	.107	.032	.192	.104	.032	
5.0	.208	.106	.031	.204	.104	.030	.196	.102	.030	.188	.099	.030	.182	.097	.029	
6.0	.195	.098	.028	.191	.097	.028	.184	.095	.027	.178	.092	.027	.172	.090	.027	
7.0	.183	.091	.026	.180	.090	.026	.174	.088	.025	.168	.086	.025	.163	.085	.025	
8.0	.173	.084	.024	.170	.084	.024	.164	.082	.023	.159	.081	.023	.154	.079	.023	
9.0	.163	.079	.022	.161	.078	.022	.156	.077	.022	.151	.076	.022	.146	.074	.021	
10.0	.154	.074	.021	.152	.073	.020	.148	.072	.020	.143	.071	.020	.139	.070	.020	

ρcc	80%			70%			50%			30%			10%			0
ρw	50%	30%	10%	50%	30%	10%	50%	30%	10%	50%	30%	10%	50%	30%	10%	0
ρfc	20%			20%			20%			20%			20%			0
RCR	RCR:Room Cavity Ratio						Ceiling Cavity Exitance Coefficients(CCEC)									
0.0	.190	.190	.190	.163	.163	.163	.111	.111	.111	.064	.064	.064	.020	.020	.020	
1.0	.177	.157	.139	.151	.134	.119	.103	.092	.082	.059	.054	.048	.019	.017	.016	
2.0	.166	.132	.103	.143	.114	.089	.098	.079	.062	.056	.046	.036	.018	.015	.012	
3.0	.158	.114	.079	.135	.098	.069	.093	.068	.048	.054	.040	.028	.017	.013	.009	
4.0	.150	.100	.062	.129	.087	.054	.088	.060	.038	.051	.035	.023	.016	.012	.007	
5.0	.143	.090	.051	.123	.078	.044	.084	.054	.031	.049	.032	.018	.016	.010	.006	
6.0	.136	.081	.042	.117	.070	.036	.081	.049	.026	.047	.029	.015	.015	.009	.005	
7.0	.130	.074	.035	.111	.064	.031	.077	.045	.022	.045	.027	.013	.014	.009	.004	
8.0	.124	.068	.030	.106	.059	.026	.074	.042	.019	.043	.025	.011	.014	.008	.004	
9.0	.118	.063	.026	.102	.055	.023	.070	.039	.016	.041	.023	.010	.013	.007	.003	
10.0	.113	.059	.023	.097	.051	.020	.067	.036	.015	.039	.021	.009	.013	.007	.003	

C Range: 0 - 360DEG  
 C Interval: 5.0DEG  
 Test Speed: HIGH  
 Temperature:25DEG  
 Operators:CHEN YU  
 Test Date:2017-03-16

γ Range: 0 - 90DEG  
 γ Interval: 0.5DEG  
 Test System:EVERFINE GO-2000A\_V1 SYSTEM V2.0.287  
 Humidity:65.0%  
 Test Distance:9.410m [K=1.0000]  
 Remarks:

UGR(Unified Glare Rating) Table

Test:U:221.1V I:0.2755A P:59.71W PF:0.9803 Lamp Flux:8449.32x1 lm		
NAME: LED HIGH BAY LIGHT	TYPE:YHL-ID-60-HB-VE	WEIGHT:
SPEC.:MEAN WELL	DIM.: 5000K	SERIAL No.:20170316
MFR.:	SUR.:70Ra	PROTECTION ANGLE:

ceiling/cavity	0.7	0.7	0.5	0.5	0.3	0.7	0.7	0.5	0.5	0.3
walls	0.5	0.3	0.5	0.3	0.3	0.5	0.3	0.5	0.3	0.3
working plane	0.2	0.2	0.2	0.2	0.2	0.2	0.2	0.2	0.2	0.2
Room dimensions	Viewed crosswise					Viewed endwise				
x = 2H y = 2H	28.5	29.9	28.8	30.1	30.3	27.9	29.3	28.1	29.4	29.6
3H	29.0	30.3	29.3	30.5	30.7	28.4	29.6	28.6	29.8	30.1
4H	29.1	30.3	29.4	30.6	30.8	28.6	29.8	28.9	30.0	30.3
6H	29.1	30.2	29.5	30.5	30.8	28.7	29.8	29.0	30.1	30.4
8H	29.1	30.2	29.4	30.4	30.7	28.7	29.8	29.1	30.1	30.4
12H	29.0	30.1	29.4	30.4	30.7	28.7	29.8	29.1	30.0	30.3
4H 2H	28.7	29.9	29.0	30.1	30.3	28.1	29.3	28.4	29.5	29.8
3H	29.3	30.3	29.6	30.6	30.9	28.8	29.8	29.1	30.1	30.4
4H	29.4	30.4	29.8	30.7	31.0	29.1	30.0	29.4	30.3	30.6
6H	29.5	30.3	29.9	30.7	31.0	29.3	30.1	29.7	30.5	30.8
8H	29.5	30.2	29.9	30.6	31.0	29.4	30.1	29.8	30.5	30.9
12H	29.4	30.1	29.9	30.5	30.9	29.4	30.0	29.8	30.4	30.8
8H 4H	29.5	30.2	29.9	30.6	31.0	29.1	29.9	29.5	30.2	30.6
6H	29.6	30.2	30.0	30.6	31.0	29.4	30.0	29.8	30.4	30.8
8H	29.5	30.1	30.0	30.5	31.0	29.5	30.0	29.9	30.5	30.9
12H	29.5	30.0	30.0	30.4	30.9	29.5	30.0	30.0	30.4	30.9
12H 4H	29.4	30.1	29.8	30.5	30.9	29.1	29.8	29.5	30.1	30.5
6H	29.5	30.1	30.0	30.5	31.0	29.4	29.9	29.8	30.3	30.8
8H	29.5	30.0	30.0	30.4	30.9	29.5	29.9	29.9	30.4	30.8
Variations with the observer position at spacings:										
S = 1.0H	+ 0.7 / - 0.7					+ 0.7 / - 0.9				
1.5H	+ 0.7 / - 0.7					+ 0.4 / - 0.6				
2.0H	+ 1.9 / - 2.0					+ 1.5 / - 1.4				

CIE Pub.117 Corrected 8449 lm Total Lamp Luminous Flux.(8log(F/F0) = 7.4)

C Range: 0 - 360DEG  
 C Interval: 5.0DEG  
 Test Speed: HIGH  
 Temperature:25DEG  
 Operators:CHEN YU  
 Test Date:2017-03-16

γ Range: 0 - 90DEG  
 γ Interval: 0.5DEG  
 Test System:EVERFINE GO-2000A\_V1 SYSTEM V2.0.287  
 Humidity:65.0%  
 Test Distance:9.410m [K=1.0000]  
 Remarks:

UTILIZATION FACTORS TABLE

Test:U:221.1V I:0.2755A P:59.71W PF:0.9803 Lamp Flux:8449.32x1 lm		
NAME: LED HIGH BAY LIGHT	TYPE:YHL-ID-60-HB-VE	WEIGHT:
SPEC.:MEAN WELL	DIM.: 5000K	SERIAL No.:20170316
MFR.:	SUR.:70Ra	PROTECTION ANGLE:

REFLECTANCE										
Ceiling	0.8	0.8	0.8	0.7	0.7	0.7	0.5	0.5	0.5	0
Walls	0.7	0.5	0.3	0.7	0.5	0.3	0.7	0.5	0.3	0
Working plane	0.2	0.2	0.2	0.2	0.2	0.2	0.2	0.2	0.2	0
ROOM INDEX	UTILIZATION FACTORS(PERCENT) $k(RI) \times RCR = 5$									
k = 0.60	64	53	47	63	53	47	62	53	47	41
0.80	74	64	57	73	64	57	72	63	57	51
1.00	83	73	67	81	72	66	79	73	66	60
1.25	89	80	74	88	80	74	85	78	73	67
1.50	94	86	80	92	85	79	89	83	78	72
2.00	100	93	87	98	92	87	95	89	85	78
2.50	103	96	91	101	95	91	97	93	89	81
3.00	106	100	95	104	98	94	100	96	92	84
4.00	109	104	100	107	102	99	103	99	96	88
5.00	111	107	103	108	105	102	104	101	99	90
ROOM INDEX	UF(total)									Direct
According to DIN EN 13032-2 2004			Suspended				SHRNOM = 1.25			

C Range: 0 - 360DEG  
 C Interval: 5.0DEG  
 Test Speed: HIGH  
 Temperature:25DEG  
 Operators:CHEN YU  
 Test Date:2017-03-16

$\gamma$  Range: 0 - 90DEG  
 $\gamma$  Interval: 0.5DEG  
 Test System:EVERFINE GO-2000A\_V1 SYSTEM V2.0.287  
 Humidity:65.0%  
 Test Distance:9.410m [K=1.0000]  
 Remarks:

**ISOCANDELA DIAGRAM**

Test:U:221.1V I:0.2755A P:59.71W PF:0.9803 Lamp Flux:8449.32x1 lm		
NAME: LED HIGH BAY LIGHT	TYPE:YHL-ID-60-HB-VE	WEIGHT:
SPEC.:MEAN WELL	DIM.: 5000K	SERIAL No.:20170316
MFR.:	SUR.:70Ra	PROTECTION ANGLE:

Conical surface Flux(90deg):

5667.9 lm

%lum = 67.1%

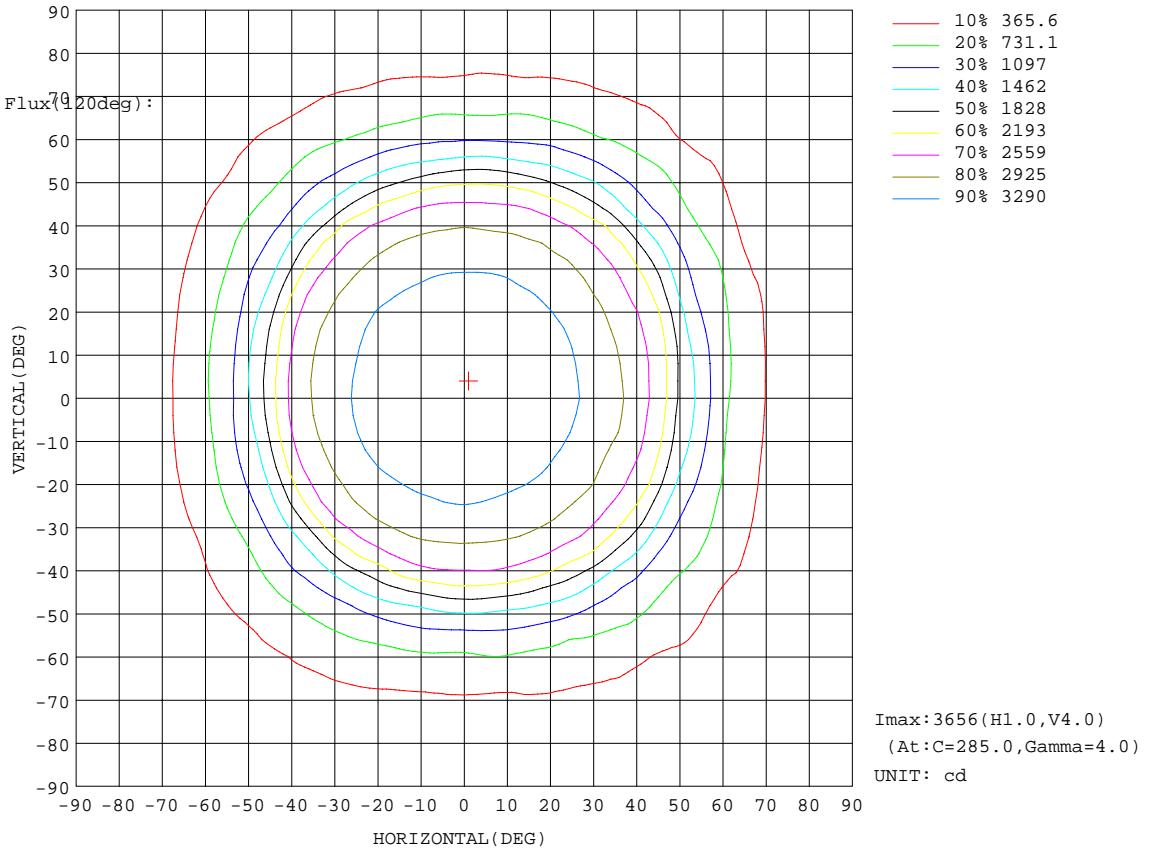
%lamp = 67.1%

Conical surface Flux(70deg):

7570.3 lm

%lum = 89.6%

%lamp = 89.6%



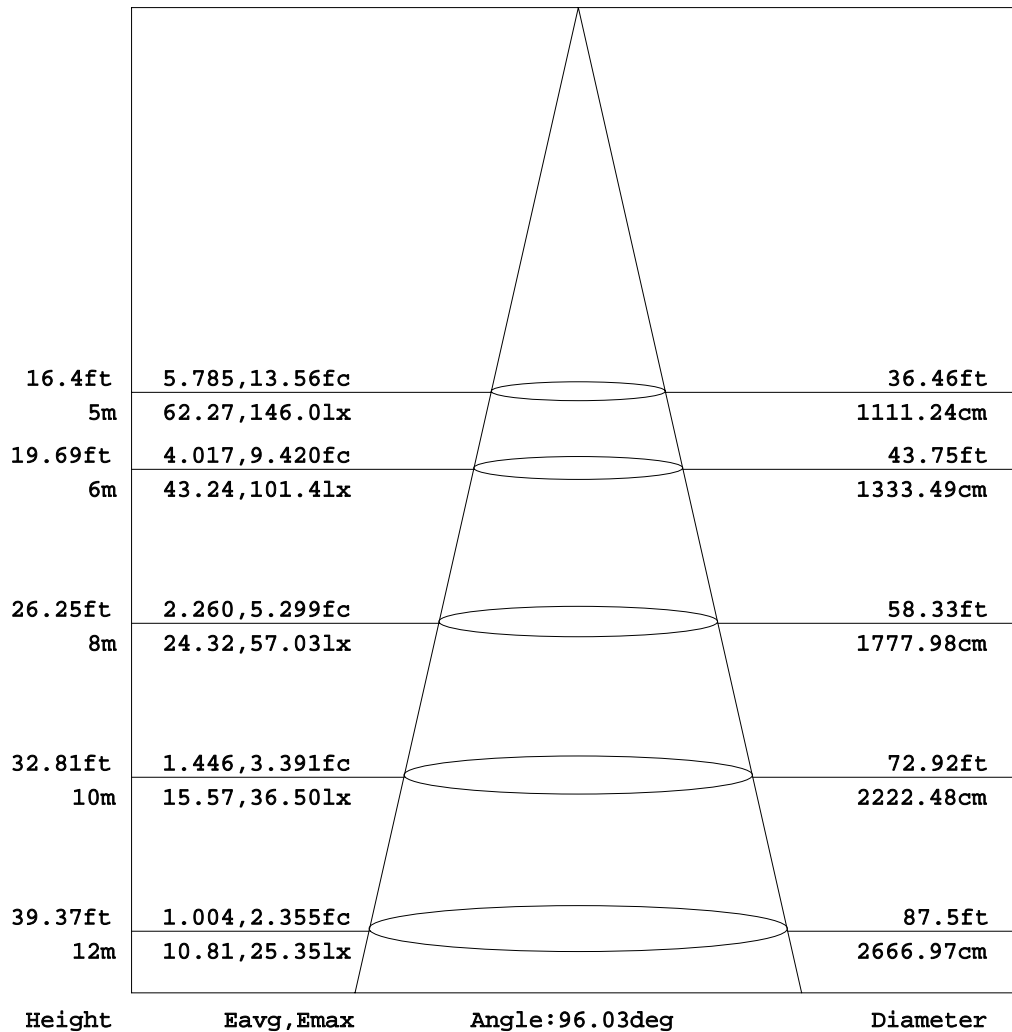
C Range: 0 - 360DEG  
 C Interval: 5.0DEG  
 Test Speed: HIGH  
 Temperature: 25DEG  
 Operators: CHEN YU  
 Test Date: 2017-03-16

γ Range: 0 - 90DEG  
 γ Interval: 0.5DEG  
 Test System: EVERFINE GO-2000A\_V1 SYSTEM V2.0.287  
 Humidity: 65.0%  
 Test Distance: 9.410m [K=1.0000]  
 Remarks:

**AAI Figure**

Test:U:221.1V I:0.2755A P:59.71W PF:0.9803 Lamp Flux:8449.32x1 lm		
NAME: LED HIGH BAY LIGHT	TYPE:YHL-ID-60-HB-VE	WEIGHT:
SPEC.:MEAN WELL	DIM.: 5000K	SERIAL No.:20170316
MFR.:	SUR.:70Ra	PROTECTION ANGLE:

Flux out:6248 lm



Note:The Curves indicate the illuminated area and the average illumination when the luminaire is at different distance.

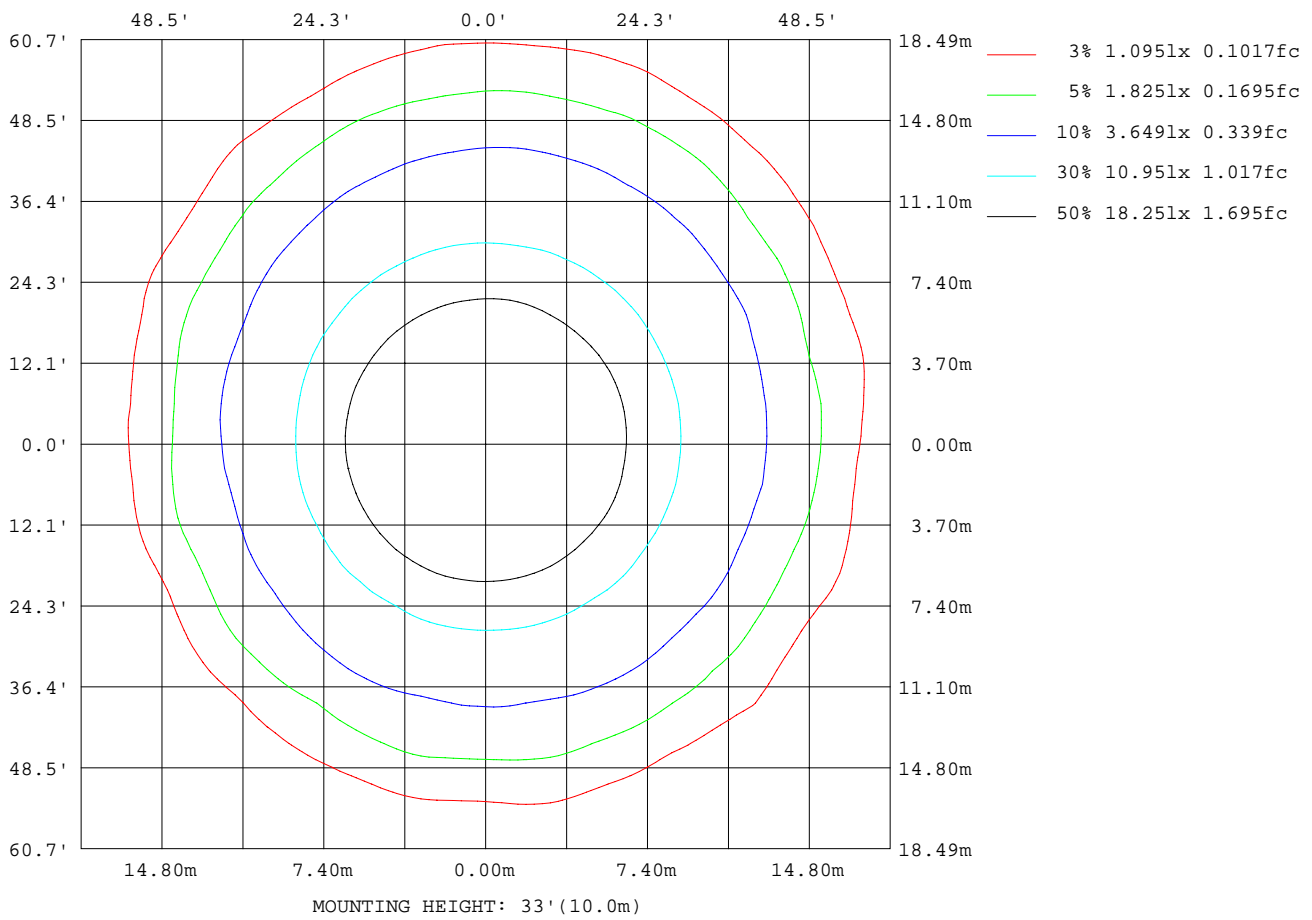
C Range: 0 - 360DEG  
 C Interval: 5.0DEG  
 Test Speed: HIGH  
 Temperature:25DEG  
 Operators:CHEN YU  
 Test Date:2017-03-16

γ Range: 0 - 90DEG  
 γ Interval: 0.5DEG  
 Test System:EVERFINE GO-2000A\_V1 SYSTEM V2.0.287  
 Humidity:65.0%  
 Test Distance:9.410m [K=1.0000]  
 Remarks:



**ISOLUX DIAGRAM**

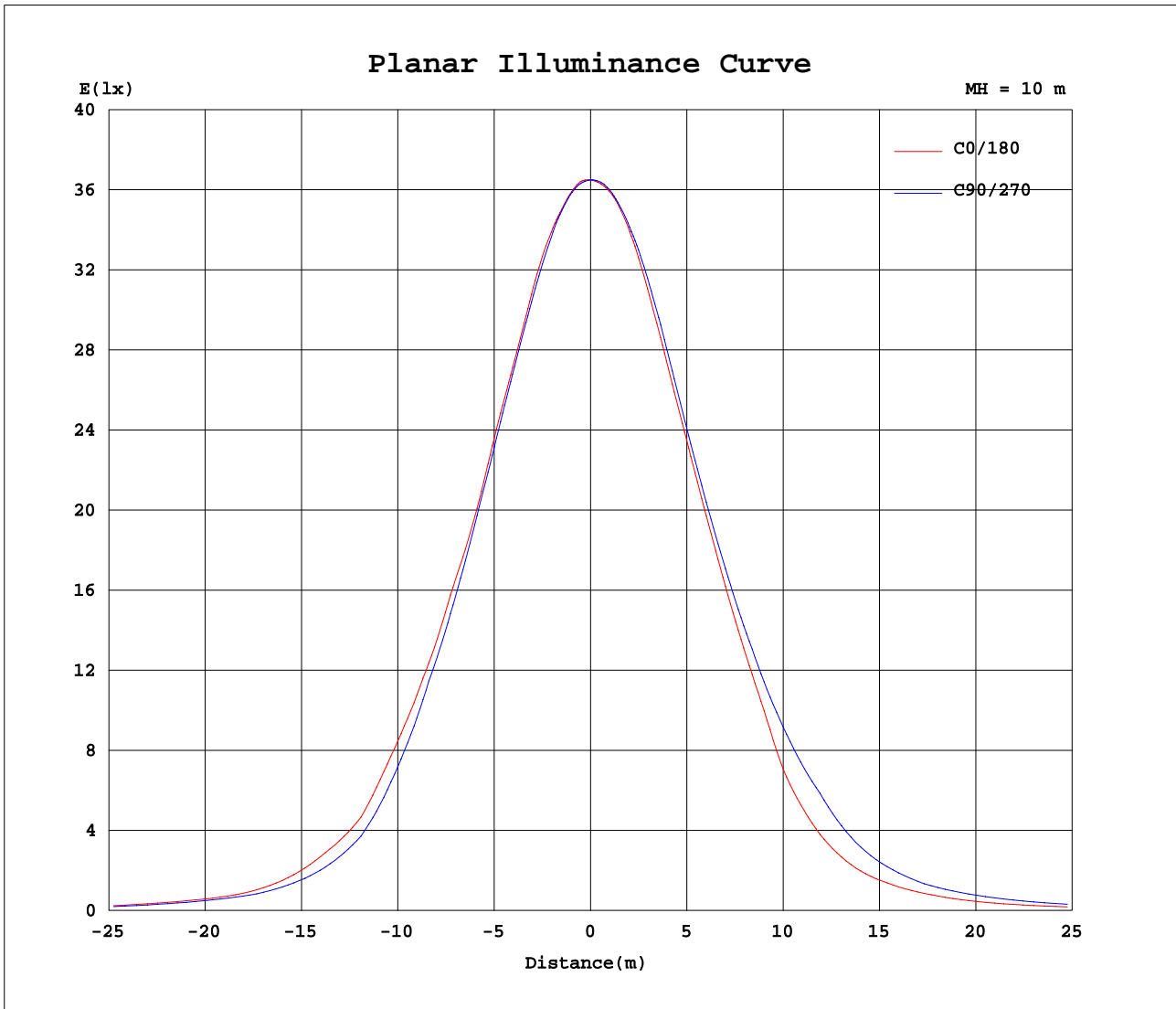
Test:U:221.1V I:0.2755A P:59.71W PF:0.9803 Lamp Flux:8449.32x1 lm		
NAME: LED HIGH BAY LIGHT	TYPE:YHL-ID-60-HB-VE	WEIGHT:
SPEC.:MEAN WELL	DIM.: 5000K	SERIAL No.:20170316
MFR.:	SUR.:70Ra	PROTECTION ANGLE:



C Range: 0 - 360DEG  
 C Interval: 5.0DEG  
 Test Speed: HIGH  
 Temperature:25DEG  
 Operators:CHEN YU  
 Test Date:2017-03-16

γ Range: 0 - 90DEG  
 γ Interval: 0.5DEG  
 Test System:EVERFINE GO-2000A\_V1 SYSTEM V2.0.287  
 Humidity:65.0%  
 Test Distance:9.410m [K=1.0000]  
 Remarks:

Planar Illuminance Curve



C Range: 0 - 360DEG  
 C Interval: 5.0DEG  
 Test Speed: HIGH  
 Temperature: 25DEG  
 Operators: CHEN YU  
 Test Date: 2017-03-16

$\gamma$  Range: 0 - 90DEG  
 $\gamma$  Interval: 0.5DEG  
 Test System: EVERFINE GO-2000A\_V1 SYSTEM V2.0.287  
 Humidity: 65.0%  
 Test Distance: 9.410m [K=1.0000]  
 Remarks:

LUMINOUS DISTRIBUTION INTENSITY DATA

Test:U:221.1V I:0.2755A P:59.71W PF:0.9803 Lamp Flux:8449.32x1 lm		
NAME: LED HIGH BAY LIGHT	TYPE:YHL-ID-60-HB-VE	WEIGHT:
SPEC.:MEAN WELL	DIM.: 5000K	SERIAL No.:20170316
MFR.:	SUR.:70Ra	PROTECTION ANGLE:

Table--1

UNIT: cd

γ (DEG) \ C (DEG)	0	5	10	15	20	25	30	35	40	45	50	55	60	65	70	75	80	85	90
0	3649	3649	3649	3649	3649	3649	3649	3649	3649	3649	3649	3649	3649	3649	3649	3649	3649	3649	3649
5	3646	3644	3642	3640	3638	3636	3635	3634	3633	3633	3633	3633	3633	3634	3635	3635	3637	3638	3639
10	3613	3610	3607	3605	3603	3601	3598	3596	3594	3593	3590	3589	3588	3587	3588	3589	3591	3596	3599
15	3562	3557	3553	3552	3551	3548	3545	3544	3545	3537	3528	3522	3519	3520	3522	3524	3523	3521	3517
20	3447	3440	3437	3435	3433	3434	3436	3429	3424	3417	3408	3402	3401	3402	3405	3407	3410	3411	3413
25	3339	3326	3317	3310	3305	3297	3289	3286	3284	3281	3276	3269	3262	3259	3259	3263	3269	3276	3282
30	3157	3154	3159	3170	3169	3153	3140	3131	3121	3110	3107	3102	3099	3098	3095	3098	3100	3105	3108
35	3013	2992	2973	2956	2929	2926	2940	2924	2904	2898	2897	2910	2897	2886	2883	2877	2864	2857	2858
40	2753	2726	2716	2699	2682	2669	2631	2613	2627	2630	2603	2584	2581	2571	2574	2577	2577	2562	2550
45	2394	2354	2356	2334	2332	2288	2249	2260	2207	2204	2141	2094	2086	2067	2050	2041	2028	2032	2031
50	1758	1724	1725	1706	1682	1668	1686	1636	1575	1534	1550	1554	1527	1501	1483	1432	1404	1411	1400
55	1323	1280	1227	1179	1127	1112	1099	1096	1093	1068	1071	1059	1068	1053	1038	1050	1043	1016	996
60	831	795	809	838	859	826	771	768	804	820	760	739	709	722	718	726	744	717	667
65	598	592	557	534	520	512	511	498	487	492	515	513	523	512	513	509	466	470	504
70	355	341	351	362	349	331	350	352	330	336	353	353	347	353	356	338	333	329	309
75	212	214	205	189	184	204	194	189	209	210	200	218	227	231	231	236	236	235	227
80	83.0	79.1	78.7	75.9	77.4	76.3	75.2	83.1	80.5	86.3	91.2	95.7	100	105	117	127	135	134	135
85	11.8	10.3	10.2	9.92	9.53	10.2	8.35	8.72	10.7	13.3	16.7	19.5	21.5	23.0	25.3	26.7	26.1	24.3	23.0
90	0.54	0.00	0.00	0.00	0.00	0.00	0.00	0.00	0.00	0.00	0.00	0.00	0.00	0.00	0.00	0.00	0.00	0.00	0.00

C Range: 0 - 360DEG  
 C Interval: 5.0DEG  
 Test Speed: HIGH  
 Temperature:25DEG  
 Operators:CHEN YU  
 Test Date:2017-03-16

γ Range: 0 - 90DEG  
 γ Interval: 0.5DEG  
 Test System:EVERFINE GO-2000A\_V1 SYSTEM V2.0.287  
 Humidity:65.0%  
 Test Distance:9.410m [K=1.0000]  
 Remarks:

**LUMINOUS DISTRIBUTION INTENSITY DATA**

Test:U:221.1V I:0.2755A P:59.71W PF:0.9803 Lamp Flux:8449.32x1 lm		
NAME: LED HIGH BAY LIGHT	TYPE:YHL-ID-60-HB-VE	WEIGHT:
SPEC.:MEAN WELL	DIM.: 5000K	SERIAL No.:20170316
MFR.:	SUR.:70Ra	PROTECTION ANGLE:

Table--2

UNIT: cd

C( DEG) γ (DEG)	95	100	105	110	115	120	125	130	135	140	145	150	155	160	165	170	175	180	185
0	3649	3649	3649	3649	3649	3649	3649	3649	3649	3649	3649	3649	3649	3649	3649	3649	3649	3649	3649
5	3640	3641	3642	3643	3644	3644	3645	3645	3644	3643	3643	3642	3642	3642	3643	3644	3644	3645	3646
10	3601	3601	3601	3601	3600	3599	3600	3601	3602	3605	3609	3612	3615	3617	3618	3618	3619	3621	3622
15	3515	3514	3518	3522	3524	3524	3523	3524	3529	3536	3541	3547	3552	3554	3554	3551	3551	3553	3556
20	3413	3408	3407	3406	3407	3406	3403	3403	3409	3418	3429	3439	3438	3440	3443	3444	3445	3449	3452
25	3280	3275	3269	3264	3266	3269	3270	3277	3284	3295	3303	3309	3317	3321	3321	3323	3320	3321	3320
30	3104	3103	3106	3105	3105	3103	3110	3118	3119	3119	3122	3129	3135	3132	3137	3149	3158	3168	3169
35	2859	2867	2874	2879	2874	2876	2883	2883	2885	2890	2878	2880	2886	2898	2905	2923	2936	2947	2964
40	2554	2561	2558	2542	2511	2507	2521	2518	2540	2558	2563	2557	2559	2584	2595	2606	2621	2625	2645
45	2012	1977	1965	1970	1954	1912	1929	1945	1936	1915	1905	1945	1961	1951	1956	1959	1994	1998	2027
50	1397	1368	1366	1404	1423	1430	1410	1389	1359	1340	1320	1343	1348	1332	1329	1343	1404	1433	1498
55	1000	1033	1036	1006	980	951	935	972	986	1005	1017	971	950	969	1015	1010	998	974	977
60	671	689	693	685	695	705	702	688	656	658	655	637	624	633	644	652	661	689	711
65	493	457	485	492	487	477	453	470	480	458	421	447	464	428	411	451	460	448	443
70	313	331	312	320	338	334	328	319	304	288	297	281	264	285	274	261	283	293	302
75	220	221	224	210	214	199	194	192	180	179	168	166	161	152	159	150	149	154	156
80	132	127	122	110	95.0	85.7	76.8	74.6	67.2	60.1	56.1	50.9	50.1	46.1	44.2	43.3	40.6	39.1	41.7
85	22.4	22.3	21.7	20.1	17.7	16.3	14.4	12.2	10.2	9.21	9.04	9.11	9.23	9.60	9.76	9.72	9.76	11.2	12.3
90	0.00	0.00	0.00	0.00	0.00	0.00	0.00	0.00	0.00	0.00	0.00	0.00	0.00	0.00	0.00	0.00	0.00	0.89	0.00

C Range: 0 - 360DEG  
 C Interval: 5.0DEG  
 Test Speed: HIGH  
 Temperature:25DEG  
 Operators:CHEN YU  
 Test Date:2017-03-16

γ Range: 0 - 90DEG  
 γ Interval: 0.5DEG  
 Test System:EVERFINE GO-2000A\_V1 SYSTEM V2.0.287  
 Humidity:65.0%  
 Test Distance:9.410m [K=1.0000]  
 Remarks:

LUMINOUS DISTRIBUTION INTENSITY DATA

Test:U:221.1V I:0.2755A P:59.71W PF:0.9803 Lamp Flux:8449.32x1 lm		
NAME: LED HIGH BAY LIGHT	TYPE:YHL-ID-60-HB-VE	WEIGHT:
SPEC.:MEAN WELL	DIM.: 5000K	SERIAL No.:20170316
MFR.:	SUR.:70Ra	PROTECTION ANGLE:

Table--3

UNIT: cd

C(DEG)\ γ (DEG)	190	195	200	205	210	215	220	225	230	235	240	245	250	255	260	265	270	275	280
0	3649	3649	3649	3649	3649	3649	3649	3649	3649	3649	3649	3649	3649	3649	3649	3649	3649	3649	3649
5	3647	3649	3650	3651	3652	3653	3653	3654	3654	3654	3654	3654	3654	3654	3654	3654	3654	3654	3654
10	3624	3627	3631	3636	3637	3639	3639	3637	3635	3634	3634	3634	3636	3638	3639	3639	3637	3637	3636
15	3561	3567	3569	3571	3572	3576	3581	3584	3584	3584	3584	3583	3586	3590	3595	3599	3601	3601	3599
20	3459	3466	3472	3477	3485	3487	3491	3500	3508	3510	3508	3507	3509	3513	3518	3522	3528	3533	3531
25	3324	3327	3334	3343	3357	3370	3378	3378	3382	3385	3385	3387	3394	3402	3408	3409	3406	3404	3406
30	3176	3183	3189	3198	3210	3219	3235	3240	3241	3238	3241	3245	3249	3259	3265	3269	3270	3275	3278
35	2973	2979	2998	3008	3013	3019	3030	3042	3054	3065	3071	3081	3091	3099	3095	3098	3108	3117	3124
40	2652	2674	2706	2721	2741	2754	2760	2781	2809	2833	2851	2859	2871	2881	2891	2897	2907	2896	2886
45	2052	2129	2201	2266	2326	2378	2398	2439	2476	2514	2514	2521	2548	2578	2595	2598	2593	2597	2602
50	1518	1541	1542	1577	1632	1719	1780	1810	1858	1907	1950	1999	2006	2054	2118	2168	2204	2211	2211
55	1010	1051	1108	1122	1142	1170	1221	1259	1294	1335	1396	1444	1476	1488	1494	1524	1568	1599	1593
60	719	736	759	823	837	830	857	914	960	959	967	992	1020	1044	1056	1062	1073	1078	1089
65	468	495	502	485	520	547	573	605	634	659	681	699	718	731	765	795	769	760	791
70	310	317	322	340	349	382	402	396	425	459	474	480	503	509	492	475	496	518	521
75	168	175	181	195	220	216	239	271	273	300	323	338	352	357	359	352	360	377	367
80	47.4	55.8	64.9	76.5	82.5	103	120	139	155	171	194	208	224	234	231	249	249	231	259
85	12.8	13.2	13.5	14.8	14.4	18.0	24.7	33.2	42.3	52.1	63.8	72.0	78.9	81.6	82.5	81.5	80.6	87.4	86.5
90	0.00	0.00	0.00	0.00	0.00	0.00	0.00	0.00	0.00	0.00	0.00	0.00	0.00	0.00	0.00	0.00	0.00	0.00	0.00

C Range: 0 - 360DEG  
 C Interval: 5.0DEG  
 Test Speed: HIGH  
 Temperature:25DEG  
 Operators:CHEN YU  
 Test Date:2017-03-16

γ Range: 0 - 90DEG  
 γ Interval: 0.5DEG  
 Test System:EVERFINE GO-2000A\_V1 SYSTEM V2.0.287  
 Humidity:65.0%  
 Test Distance:9.410m [K=1.0000]  
 Remarks:

LUMINOUS DISTRIBUTION INTENSITY DATA

Table with 3 columns: NAME, TYPE, WEIGHT, SPEC., DIM., SERIAL No., MFR., SUR., PROTECTION ANGLE. Contains test parameters like U:221.1V, I:0.2755A, P:59.71W, PF:0.9803, Lamp Flux:8449.32x1 lm.

Table--4

UNIT: cd

Large data table with columns for C (DEG) and gamma (DEG) and rows of intensity values. Values range from 3649 at 0 degrees to 0.00 at 90 degrees.

C Range: 0 - 360DEG
C Interval: 5.0DEG
Test Speed: HIGH
Temperature:25DEG
Operators:CHEN YU
Test Date:2017-03-16

gamma Range: 0 - 90DEG
gamma Interval: 0.5DEG
Test System:EVERFINE GO-2000A\_V1 SYSTEM V2.0.287
Humidity:65.0%
Test Distance:9.410m [K=1.0000]
Remarks: