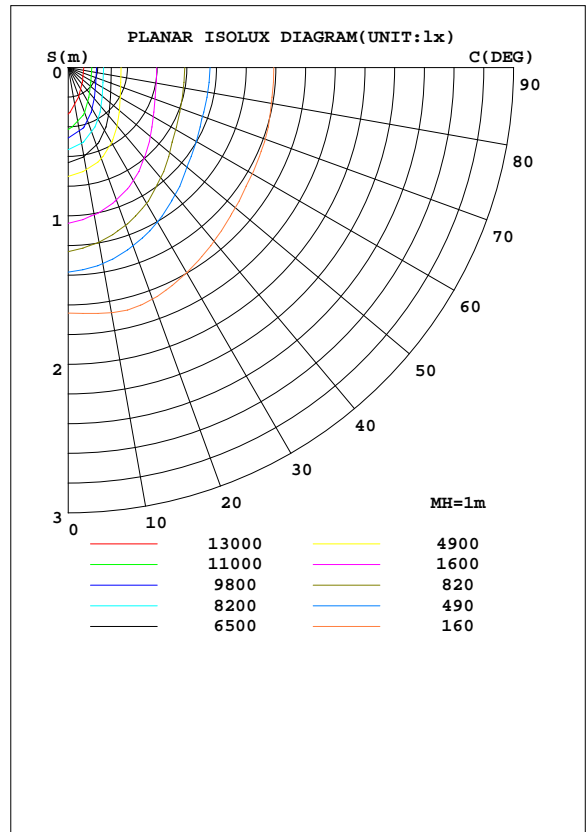
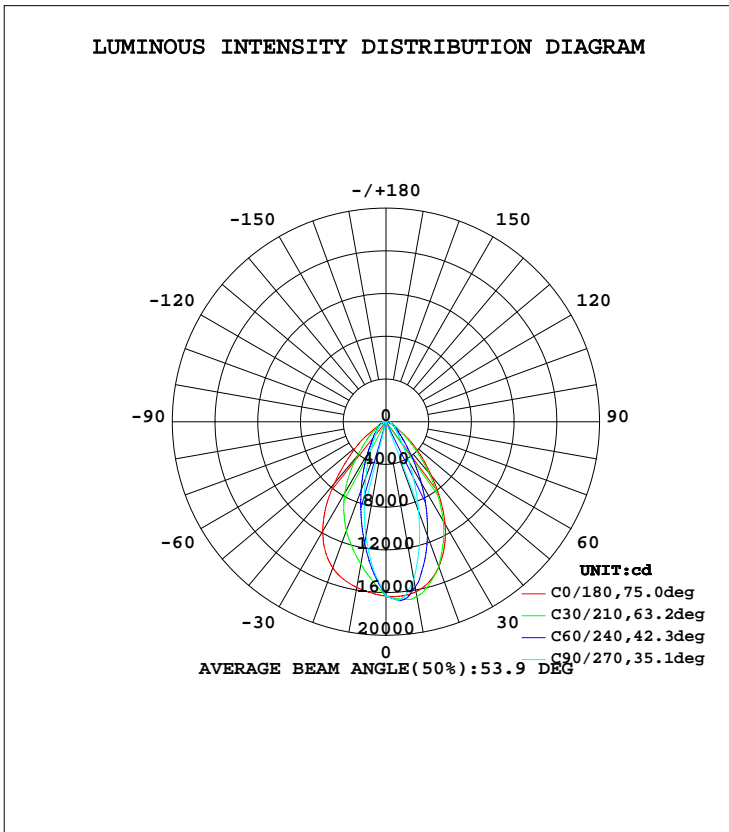


**LUMINAIRE PHOTOMETRIC TEST REPORT**

Test:U:221.0V I:0.5643A P:121.7W PF:0.9762 Lamp Flux:17100x1 lm		
NAME: LED LINEAR LIGHT	TYPE:YHL-AI-120	WEIGHT:
SPEC.:MEAN WELL	DIM.: 5000K	SERIAL No.:20170301
MFR.:	SUR.:70Ra	PROTECTION ANGLE:

DATA OF LAMP		PHOTOMETRIC DATA Eff: 140.49 lm/W			
MODEL	NF2W757GRT-V1 192PCS	I <sub>max</sub> (cd)	16833	S/MH(C0/180)	1.06
NOMINAL POWER(W)	120	LOR(%)	100.0	S/MH(C90/270)	0.68
RATED VOLTAGE(V)	220	TOTAL FLUX(lm)	17100	η UP, DN(C0-180)	0.0, 43.4
NOMINAL FLUX(lm)	17100	CIE CLASS	DIRECT	η UP, DN(C180-360)	0.0, 56.6
LAMPS INSIDE	1	η up(%)	0.0	CIBSE SHR NOM	0.75
TEST VOLTAGE(V)	220	η down(%)	100.0	CIBSE SHR MAX	0.75



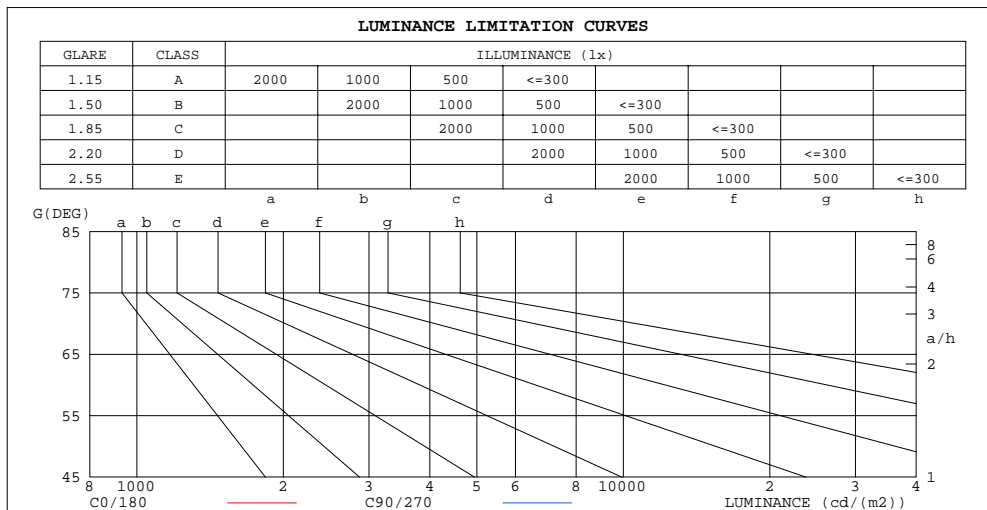
C Range: 0 - 360DEG  
 C Interval: 5.0DEG  
 Test Speed: HIGH  
 Temperature:25DEG  
 Operators:CHEN YU  
 Test Date:2017-03-01

γ Range: 0 - 90DEG  
 γ Interval: 0.5DEG  
 Test System:EVERFINE GO-2000A\_V1 SYSTEM V2.0.287  
 Humidity:65.0%  
 Test Distance:9.410m [K=1.0000]  
 Remarks:

ZONAL FLUX DIAGRAM  
AND LUMINANCE LIMITATION CURVES

ZONAL FLUX DIAGRAM:

γ	C0	C45	C90	C135	C180	C225	C270	C315	γ	Φ zone	Φ total	lum, lamp
5	1609	1444	1379	1468	1639	1679	1663	1654	0- 5	379.9	379.9	2.22,2.22
10	1576	1245	1084	1287	1616	1624	1500	1566	5- 10	1071	1450	8.48,8.48
15	1529	1049	791.0	1096	1555	1493	1204	1398	10- 15	1594	3044	17.8,17.8
20	1457	857.0	550.6	900.3	1445	1307	891.2	1194	15- 20	1917	4961	29,29
25	1343	680.0	380.9	716.9	1293	1100	630.8	988.0	20- 25	2051	7012	41,41
30	1185	513.3	261.8	542.2	1106	889.4	422.5	790.0	25- 30	2021	9033	52.8,52.8
35	984.8	362.7	197.8	386.4	887.0	678.2	288.0	598.2	30- 35	1849	10882	63.6,63.6
40	751.6	249.9	150.1	271.6	665.1	475.1	204.7	414.8	35- 40	1569	12451	72.8,72.8
45	530.9	179.5	121.2	195.4	480.9	324.7	155.6	276.8	40- 45	1249	13701	80.1,80.1
50	360.2	129.3	102.2	137.4	330.2	218.4	121.0	185.8	45- 50	960.1	14661	85.7,85.7
55	206.8	99.07	75.33	100.9	179.5	149.2	101.8	131.1	50- 55	713.1	15374	89.9,89.9
60	99.10	77.24	55.48	76.25	93.34	107.3	79.11	94.49	55- 60	505.7	15880	92.9,92.9
65	65.61	59.44	47.39	58.53	63.83	81.99	60.07	72.05	60- 65	374.0	16254	95.1,95.1
70	48.94	41.59	47.45	41.41	47.51	59.58	48.67	55.03	65- 70	291.9	16546	96.8,96.8
75	35.13	30.17	44.19	29.56	33.69	40.34	50.15	40.18	70- 75	232.6	16778	98.1,98.1
80	24.99	20.78	32.61	19.35	24.40	28.58	51.34	30.35	75- 80	179.2	16957	99.2,99.2
85	13.38	7.740	7.128	6.935	12.37	17.68	21.81	21.01	80- 85	121.5	17079	99.9,99.9
90	0.1167	0	0	0	0.1339	0	0	0	85- 90	21.20	17100	100,100
95									90- 95			
100									95-100			
105									100-105			
110									105-110			
115									110-115			
120									115-120			
125									120-125			
130									125-130			
135									130-135			
140									135-140			
145									140-145			
150									145-150			
155									150-155			
160									155-160			
165									160-165			
170									165-170			
175									170-175			
180									175-180			
DEG	LUMINOUS INTENSITY:×10cd									UNIT:lm		



LUMINANCE cd/(m2)		
G(DEG)	C0/180	C90/270
85	76775	40892
80	71958	93894
75	67862	85366
70	71547	69371
65	77620	56068
60	99103	55484
55	180264	65668
50	280156	79503
45	375431	85715

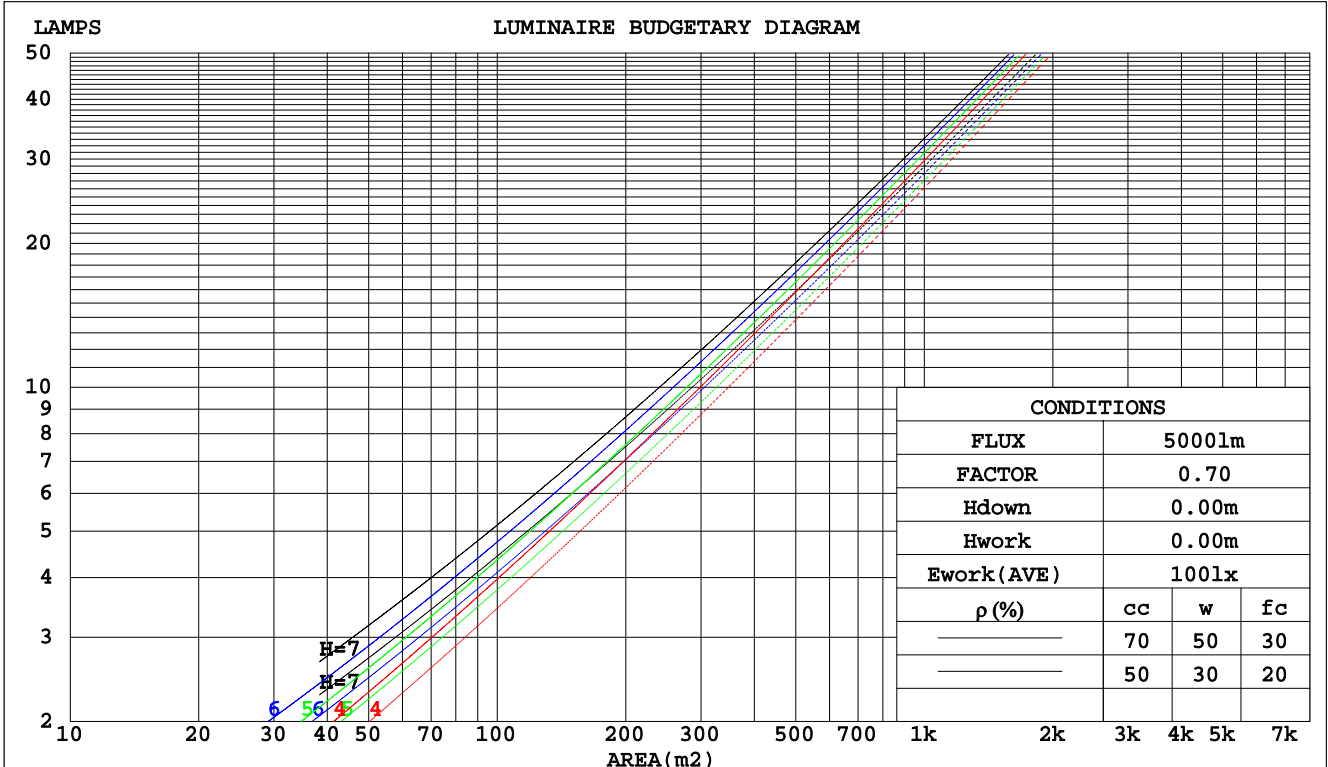
C Range: 0 - 360DEG  
C Interval: 5.0DEG  
Test Speed: HIGH  
Temperature:25DEG  
Operators:CHEN YU  
Test Date:2017-03-01

γ Range: 0 - 90DEG  
γ Interval: 0.5DEG  
Test System:EVERFINE GO-2000A\_V1 SYSTEM V2.0.287  
Humidity:65.0%  
Test Distance:9.410m [K=1.0000]  
Remarks:

**CU AND LUMINAIRE BUDGETARY ESTIMATE DIAGRAM**

Test:U:221.0V I:0.5643A P:121.7W PF:0.9762 Lamp Flux:17100x1 lm		
NAME: LED LINEAR LIGHT	TYPE:YHL-AI-120	WEIGHT:
SPEC.:MEAN WELL	DIM.: 5000K	SERIAL No.:20170301
MFR.:	SUR.:70Ra	PROTECTION ANGLE:

pcc	80%			70%			50%			30%			10%			0
	50%	30%	10%	50%	30%	10%	50%	30%	10%	50%	30%	10%	50%	30%	10%	0
pw																
pfc	20%			20%			20%			20%			20%			0
RCR	RCR:Room Cavity Ratio      Coefficients of Utilization(CU)															
0.0	1.19	1.19	1.19	1.16	1.16	1.16	1.11	1.11	1.11	1.06	1.06	1.06	1.02	1.02	1.02	1.00
1.0	1.08	1.05	1.02	1.06	1.03	1.01	1.02	.99	.97	.98	.96	.95	.95	.93	.92	.90
2.0	.98	.93	.89	.97	.92	.88	.93	.89	.86	.90	.87	.84	.87	.85	.82	.81
3.0	.90	.84	.79	.88	.83	.78	.86	.81	.77	.83	.79	.76	.81	.77	.74	.73
4.0	.82	.76	.71	.81	.75	.70	.79	.74	.69	.77	.72	.68	.75	.71	.68	.66
5.0	.76	.69	.64	.75	.68	.63	.73	.67	.63	.71	.66	.62	.70	.65	.62	.60
6.0	.70	.63	.58	.70	.63	.58	.68	.62	.58	.66	.61	.57	.65	.60	.57	.55
7.0	.65	.58	.53	.65	.58	.53	.63	.57	.53	.62	.57	.53	.61	.56	.52	.51
8.0	.61	.54	.49	.60	.54	.49	.59	.53	.49	.58	.53	.49	.57	.52	.48	.47
9.0	.57	.50	.46	.57	.50	.46	.56	.50	.45	.55	.49	.45	.54	.49	.45	.44
10.0	.54	.47	.43	.53	.47	.43	.52	.46	.42	.51	.46	.42	.51	.46	.42	.41



C Range: 0 - 360DEG  
 C Interval: 5.0DEG  
 Test Speed: HIGH  
 Temperature:25DEG  
 Operators:CHEN YU  
 Test Date:2017-03-01

γ Range: 0 - 90DEG  
 γ Interval: 0.5DEG  
 Test System:EVERFINE GO-2000A\_V1 SYSTEM V2.0.287  
 Humidity:65.0%  
 Test Distance:9.410m [K=1.0000]  
 Remarks:

WEC AND CCEC

Test:U:221.0V I:0.5643A P:121.7W PF:0.9762 Lamp Flux:17100x1 lm		
NAME: LED LINEAR LIGHT	TYPE:YHL-AI-120	WEIGHT:
SPEC.:MEAN WELL	DIM.: 5000K	SERIAL No.:20170301
MFR.:	SUR.:70Ra	PROTECTION ANGLE:

ρcc	80%			70%			50%			30%			10%			0
ρw	50%	30%	10%	50%	30%	10%	50%	30%	10%	50%	30%	10%	50%	30%	10%	0
ρfc	20%			20%			20%			20%			20%			0
RCR	RCR:Room Cavity Ratio						Wall Exitance Coefficients(WEC)									
0.0																
1.0	.227	.129	.041	.220	.125	.040	.207	.119	.038	.195	.113	.036	.184	.107	.034	
2.0	.215	.118	.036	.209	.115	.036	.198	.110	.034	.188	.106	.033	.179	.101	.032	
3.0	.203	.108	.032	.197	.106	.032	.188	.102	.031	.179	.098	.030	.171	.095	.029	
4.0	.190	.099	.029	.186	.097	.029	.178	.094	.028	.170	.091	.028	.163	.088	.027	
5.0	.179	.091	.026	.175	.090	.026	.168	.087	.026	.161	.085	.025	.155	.083	.025	
6.0	.169	.085	.024	.165	.084	.024	.159	.081	.024	.153	.079	.023	.147	.078	.023	
7.0	.160	.079	.022	.156	.078	.022	.151	.076	.022	.145	.074	.022	.140	.073	.021	
8.0	.151	.074	.021	.148	.073	.021	.143	.072	.020	.138	.070	.020	.134	.069	.020	
9.0	.143	.069	.019	.141	.069	.019	.136	.067	.019	.132	.066	.019	.128	.065	.019	
10.0	.136	.065	.018	.134	.065	.018	.130	.064	.018	.126	.063	.018	.122	.061	.018	

ρcc	80%			70%			50%			30%			10%			0
ρw	50%	30%	10%	50%	30%	10%	50%	30%	10%	50%	30%	10%	50%	30%	10%	0
ρfc	20%			20%			20%			20%			20%			0
RCR	RCR:Room Cavity Ratio						Ceiling Cavity Exitance Coefficients(CCEC)									
0.0	.190	.190	.190	.163	.163	.163	.111	.111	.111	.064	.064	.064	.020	.020	.020	
1.0	.175	.157	.141	.149	.135	.121	.102	.093	.084	.059	.054	.049	.019	.017	.016	
2.0	.162	.132	.107	.139	.114	.093	.095	.079	.065	.055	.046	.038	.018	.015	.012	
3.0	.151	.114	.084	.130	.098	.073	.089	.068	.051	.051	.040	.030	.017	.013	.010	
4.0	.142	.100	.067	.122	.086	.058	.084	.060	.041	.049	.035	.024	.016	.011	.008	
5.0	.134	.089	.055	.115	.077	.048	.079	.054	.034	.046	.031	.020	.015	.010	.007	
6.0	.127	.080	.046	.109	.069	.040	.075	.048	.028	.044	.028	.017	.014	.009	.006	
7.0	.121	.072	.039	.104	.063	.034	.072	.044	.024	.042	.026	.014	.013	.008	.005	
8.0	.115	.066	.033	.099	.058	.029	.068	.040	.020	.040	.024	.012	.013	.008	.004	
9.0	.109	.061	.029	.094	.053	.025	.065	.037	.018	.038	.022	.011	.012	.007	.004	
10.0	.104	.057	.025	.090	.049	.022	.062	.035	.016	.036	.021	.009	.012	.007	.003	

C Range: 0 - 360DEG  
 C Interval: 5.0DEG  
 Test Speed: HIGH  
 Temperature:25DEG  
 Operators:CHEN YU  
 Test Date:2017-03-01

γ Range: 0 - 90DEG  
 γ Interval: 0.5DEG  
 Test System:EVERFINE GO-2000A\_V1 SYSTEM V2.0.287  
 Humidity:65.0%  
 Test Distance:9.410m [K=1.0000]  
 Remarks:

UGR(Unified Glare Rating) Table

Test:U:221.0V I:0.5643A P:121.7W PF:0.9762 Lamp Flux:17100x1 lm		
NAME: LED LINEAR LIGHT	TYPE:YHL-AI-120	WEIGHT:
SPEC.:MEAN WELL	DIM.: 5000K	SERIAL No.:20170301
MFR.:	SUR.:70Ra	PROTECTION ANGLE:

ceiling/cavity	0.7	0.7	0.5	0.5	0.3	0.7	0.7	0.5	0.5	0.3
walls	0.5	0.3	0.5	0.3	0.3	0.5	0.3	0.5	0.3	0.3
working plane	0.2	0.2	0.2	0.2	0.2	0.2	0.2	0.2	0.2	0.2
Room dimensions	Viewed crosswise					Viewed endwise				
x = 2H y = 2H	29.6	30.8	29.8	30.9	31.1	23.7	24.8	23.9	25.0	25.2
3H	29.9	31.0	30.2	31.2	31.4	24.8	25.9	25.1	26.1	26.3
4H	30.0	31.1	30.3	31.3	31.5	25.8	26.8	26.1	27.0	27.3
6H	30.2	31.1	30.5	31.4	31.7	26.8	27.7	27.1	28.0	28.3
8H	30.3	31.2	30.6	31.4	31.7	27.1	28.1	27.5	28.3	28.6
12H	30.3	31.2	30.7	31.5	31.8	27.3	28.1	27.6	28.4	28.7
4H 2H	29.5	30.5	29.8	30.8	31.0	24.4	25.4	24.7	25.6	25.9
3H	30.0	30.9	30.3	31.1	31.4	25.7	26.6	26.1	26.9	27.2
4H	30.3	31.1	30.6	31.4	31.7	26.7	27.5	27.1	27.8	28.2
6H	30.5	31.2	30.9	31.6	31.9	27.8	28.5	28.2	28.9	29.2
8H	30.7	31.3	31.1	31.7	32.1	28.2	28.9	28.6	29.2	29.6
12H	30.8	31.4	31.2	31.8	32.2	28.4	29.0	28.8	29.4	29.8
8H 4H	30.3	30.9	30.7	31.3	31.6	27.0	27.7	27.4	28.0	28.4
6H	30.6	31.2	31.1	31.6	32.0	28.2	28.7	28.6	29.1	29.5
8H	30.9	31.3	31.3	31.8	32.2	28.7	29.1	29.1	29.6	30.0
12H	31.1	31.5	31.5	31.9	32.4	28.9	29.3	29.4	29.7	30.2
12H 4H	30.2	30.8	30.7	31.2	31.6	27.0	27.6	27.5	28.0	28.4
6H	30.6	31.1	31.1	31.5	32.0	28.2	28.7	28.7	29.1	29.6
8H	30.9	31.3	31.4	31.7	32.2	28.7	29.2	29.2	29.6	30.1
Variations with the observer position at spacings:										
S = 1.0H	+ 1.7 / - 1.2					+ 0.2 / - 0.3				
1.5H	+ 2.6 / - 2.2					+ 0.1 / - 0.1				
2.0H	+ 3.8 / - 1.9					+ 0.3 / - 0.4				

CIE Pub.117 Corrected 17100 lm Total Lamp Luminous Flux. (8log(F/F0) = 9.9)

C Range: 0 - 360DEG  
 C Interval: 5.0DEG  
 Test Speed: HIGH  
 Temperature:25DEG  
 Operators:CHEN YU  
 Test Date:2017-03-01

γ Range: 0 - 90DEG  
 γ Interval: 0.5DEG  
 Test System:EVERFINE GO-2000A\_V1 SYSTEM V2.0.287  
 Humidity:65.0%  
 Test Distance:9.410m [K=1.0000]  
 Remarks:

UTILIZATION FACTORS TABLE

Test:U:221.0V I:0.5643A P:121.7W PF:0.9762 Lamp Flux:17100x1 lm		
NAME: LED LINEAR LIGHT	TYPE:YHL-AI-120	WEIGHT:
SPEC.:MEAN WELL	DIM.: 5000K	SERIAL No.:20170301
MFR.:	SUR.:70Ra	PROTECTION ANGLE:

REFLECTANCE										
Ceiling	0.8	0.8	0.8	0.7	0.7	0.7	0.5	0.5	0.5	0
Walls	0.7	0.5	0.3	0.7	0.5	0.3	0.7	0.5	0.3	0
Working plane	0.2	0.2	0.2	0.2	0.2	0.2	0.2	0.2	0.2	0
ROOM INDEX	UTILIZATION FACTORS(PERCENT) $k(RI) \times RCR = 5$									
k = 0.60	75	66	61	74	66	61	73	65	61	56
0.80	83	75	70	83	75	70	81	74	69	64
1.00	90	82	77	89	82	77	87	82	76	71
1.25	95	88	83	94	87	83	92	86	82	77
1.50	99	92	87	98	91	87	95	90	86	80
2.00	103	98	93	102	96	92	99	94	91	85
2.50	106	101	96	104	99	95	101	97	94	87
3.00	108	103	100	106	102	98	103	99	96	89
4.00	111	107	104	109	105	102	105	102	100	92
5.00	112	109	106	110	107	105	106	104	102	93
ROOM INDEX	UF(total)									Direct
According to DIN EN 13032-2 2004			Suspended				SHRNOM = 1.25			

C Range: 0 - 360DEG  
 C Interval: 5.0DEG  
 Test Speed: HIGH  
 Temperature:25DEG  
 Operators:CHEN YU  
 Test Date:2017-03-01

$\gamma$  Range: 0 - 90DEG  
 $\gamma$  Interval: 0.5DEG  
 Test System:EVERFINE GO-2000A\_V1 SYSTEM V2.0.287  
 Humidity:65.0%  
 Test Distance:9.410m [K=1.0000]  
 Remarks:

**ISOCANDELA DIAGRAM**

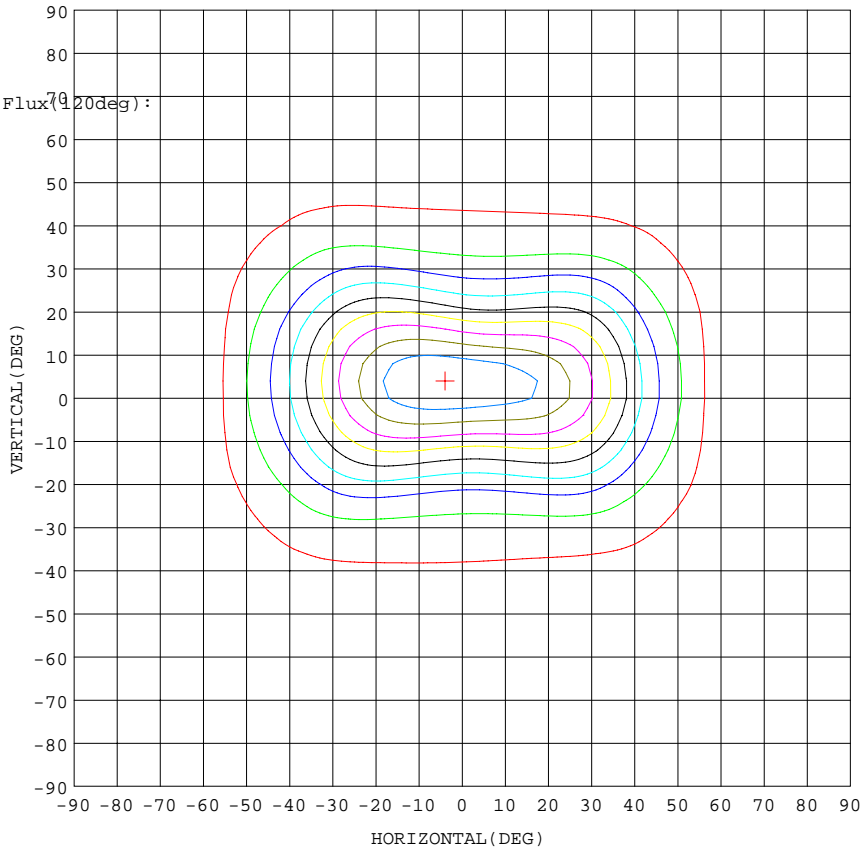
Test:U:221.0V I:0.5643A P:121.7W PF:0.9762 Lamp Flux:17100x1 lm		
NAME: LED LINEAR LIGHT	TYPE:YHL-AI-120	WEIGHT:
SPEC.:MEAN WELL	DIM.: 5000K	SERIAL No.:20170301
MFR.:	SUR.:70Ra	PROTECTION ANGLE:

Conical surface Flux(90deg):

13701 lm  
%lum = 80.1%  
%lamp = 80.1%

Conical surface Flux(70deg):

15880 lm  
%lum = 92.9%  
%lamp = 92.9%



Imax:16846(H-4.0,V4.0)  
(At:C=225.0,Gamma=5.5)  
UNIT: cd

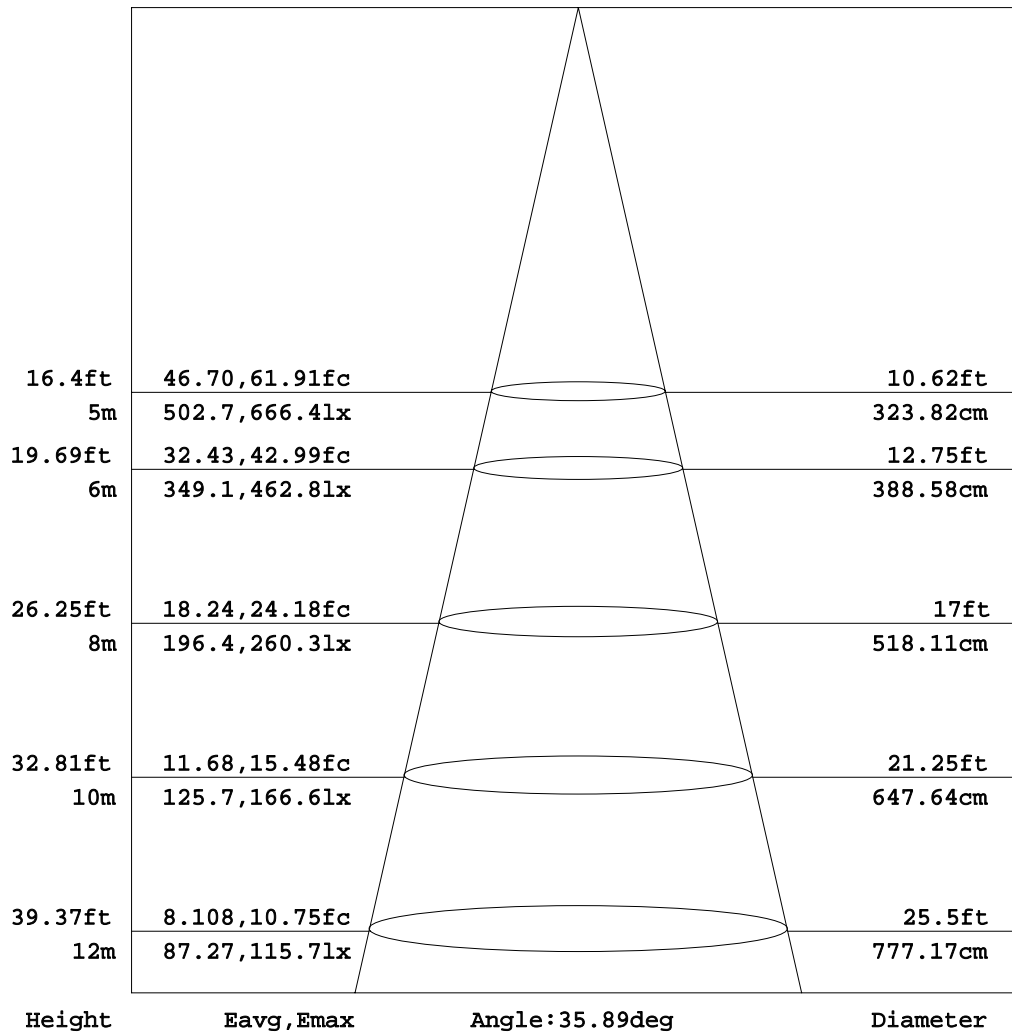
C Range: 0 - 360DEG  
C Interval: 5.0DEG  
Test Speed: HIGH  
Temperature:25DEG  
Operators:CHEN YU  
Test Date:2017-03-01

γ Range: 0 - 90DEG  
γ Interval: 0.5DEG  
Test System:EVERFINE GO-2000A\_V1 SYSTEM V2.0.287  
Humidity:65.0%  
Test Distance:9.410m [K=1.0000]  
Remarks:

**AAI Figure**

Test:U:221.0V I:0.5643A P:121.7W PF:0.9762 Lamp Flux:17100x1 lm		
NAME: LED LINEAR LIGHT	TYPE:YHL-AI-120	WEIGHT:
SPEC.:MEAN WELL	DIM.: 5000K	SERIAL No.:20170301
MFR.:	SUR.:70Ra	PROTECTION ANGLE:

Flux out:4168 lm



Note:The Curves indicate the illuminated area and the average illumination when the luminaire is at different distance.

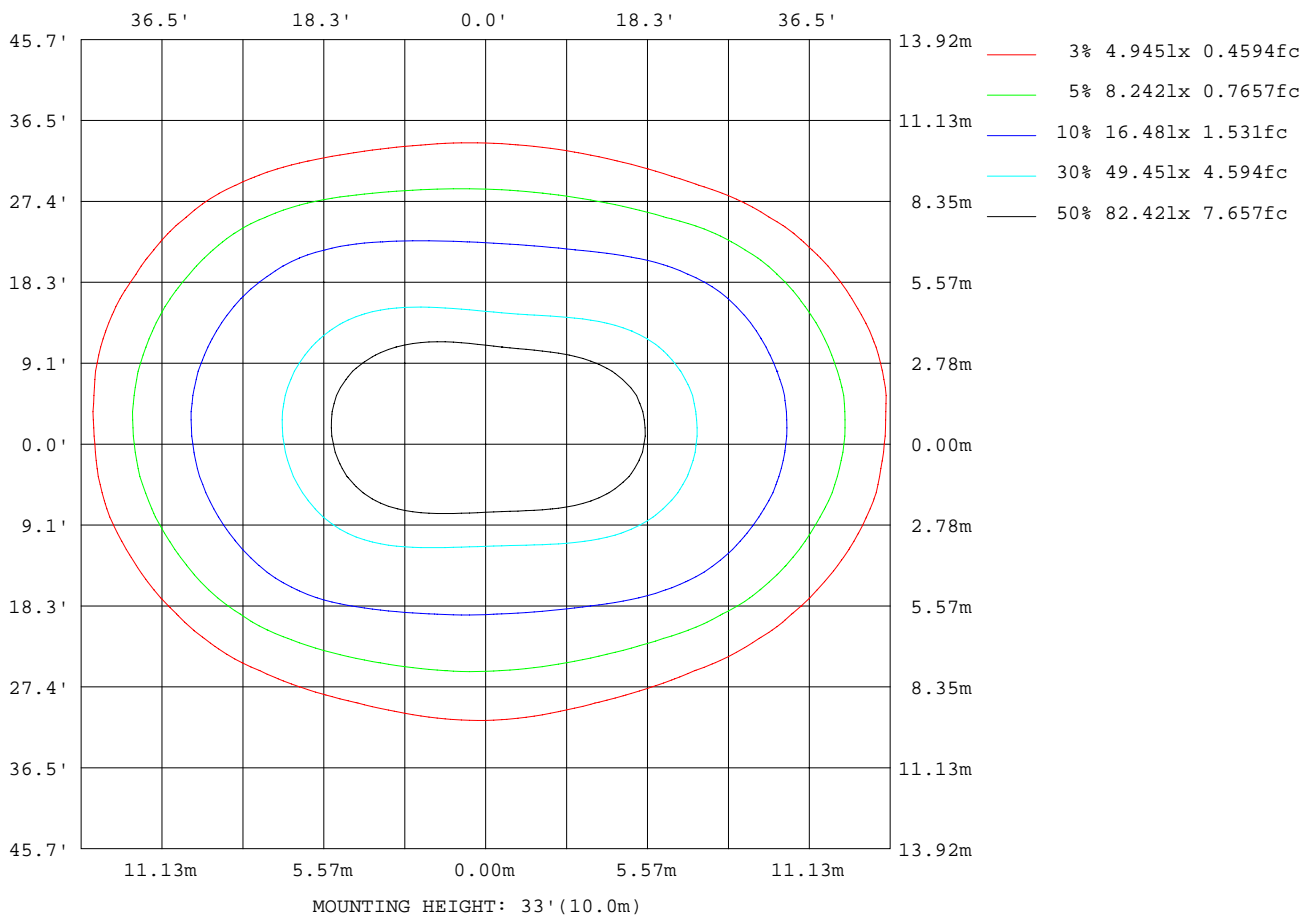
C Range: 0 - 360DEG  
 C Interval: 5.0DEG  
 Test Speed: HIGH  
 Temperature:25DEG  
 Operators:CHEN YU  
 Test Date:2017-03-01

γ Range: 0 - 90DEG  
 γ Interval: 0.5DEG  
 Test System:EVERFINE GO-2000A\_V1 SYSTEM V2.0.287  
 Humidity:65.0%  
 Test Distance:9.410m [K=1.0000]  
 Remarks:



**ISOLUX DIAGRAM**

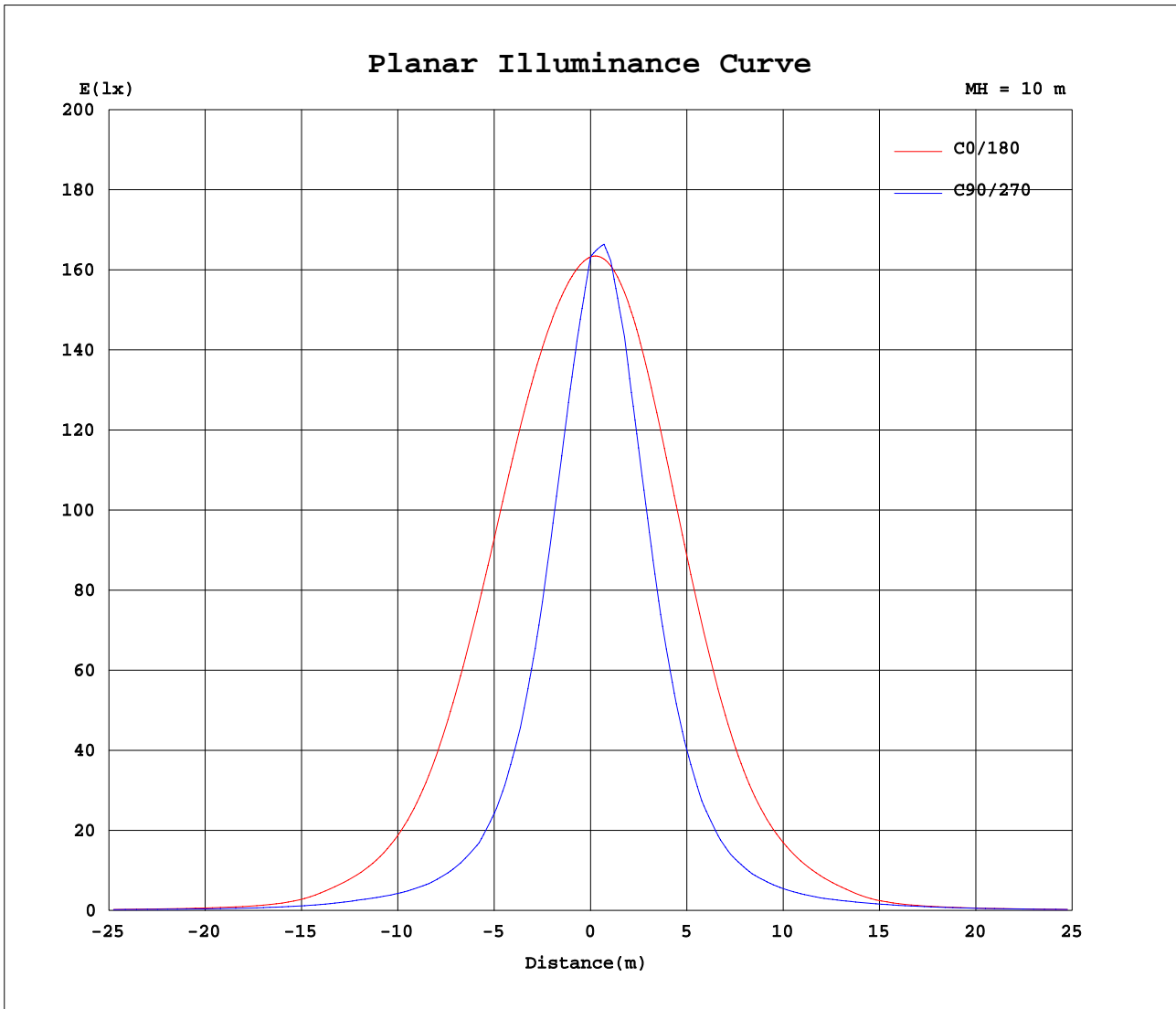
Test:U:221.0V I:0.5643A P:121.7W PF:0.9762 Lamp Flux:17100x1 lm		
NAME: LED LINEAR LIGHT	TYPE:YHL-AI-120	WEIGHT:
SPEC.:MEAN WELL	DIM.: 5000K	SERIAL No.:20170301
MFR.:	SUR.:70Ra	PROTECTION ANGLE:



C Range: 0 - 360DEG  
 C Interval: 5.0DEG  
 Test Speed: HIGH  
 Temperature:25DEG  
 Operators:CHEN YU  
 Test Date:2017-03-01

γ Range: 0 - 90DEG  
 γ Interval: 0.5DEG  
 Test System:EVERFINE GO-2000A\_V1 SYSTEM V2.0.287  
 Humidity:65.0%  
 Test Distance:9.410m [K=1.0000]  
 Remarks:

Planar Illuminance Curve



C Range: 0 - 360DEG  
 C Interval: 5.0DEG  
 Test Speed: HIGH  
 Temperature: 25DEG  
 Operators: CHEN YU  
 Test Date: 2017-03-01

$\gamma$  Range: 0 - 90DEG  
 $\gamma$  Interval: 0.5DEG  
 Test System: EVERFINE GO-2000A\_V1 SYSTEM V2.0.287  
 Humidity: 65.0%  
 Test Distance: 9.410m [K=1.0000]  
 Remarks:

LUMINOUS DISTRIBUTION INTENSITY DATA

Test:U:221.0V I:0.5643A P:121.7W PF:0.9762 Lamp Flux:17100x1 lm		
NAME: LED LINEAR LIGHT	TYPE:YHL-AI-120	WEIGHT:
SPEC.:MEAN WELL	DIM.: 5000K	SERIAL No.:20170301
MFR.:	SUR.:70Ra	PROTECTION ANGLE:

Table--1

UNIT: x10cd

C( DEG) γ (DEG)	0	5	10	15	20	25	30	35	40	45	50	55	60	65	70	75	80	85	90
0	1632	1632	1632	1632	1632	1632	1632	1632	1632	1632	1632	1632	1632	1632	1632	1632	1632	1632	1632
5	1609	1588	1567	1547	1528	1509	1491	1474	1458	1444	1431	1418	1407	1397	1389	1383	1380	1378	1379
10	1576	1538	1501	1464	1429	1392	1355	1318	1281	1245	1211	1181	1153	1130	1111	1097	1088	1083	1084
15	1529	1481	1434	1388	1335	1279	1219	1161	1105	1049	996	947	904	866	836	814	799	792	791
20	1457	1405	1356	1298	1230	1158	1085	1007	930	857	791	733	683	641	606	580	562	552	551
25	1343	1294	1244	1178	1104	1022	934	846	761	680	604	545	496	456	425	403	389	382	381
30	1185	1142	1093	1026	950	864	774	682	592	513	442	388	347	318	295	279	268	263	262
35	985	944	895	836	758	679	595	512	429	363	311	266	243	226	213	204	200	198	198
40	752	714	669	613	550	483	419	353	298	250	220	195	178	168	160	155	152	150	150
45	531	500	467	419	373	327	283	240	208	179	160	144	134	129	125	122	121	121	121
50	360	337	310	278	247	217	190	166	147	129	120	111	106	103	101	100	101	102	102
55	207	197	190	177	159	144	129	117	108	99.1	93.0	88.1	85.1	83.2	81.7	78.9	76.1	75.4	75.3
60	99.1	102	108	111	107	100	93.6	87.5	82.2	77.2	73.4	70.1	68.0	66.2	62.9	58.6	56.2	55.5	55.5
65	65.6	66.2	70.4	74.9	75.9	73.7	70.3	66.6	63.4	59.4	57.0	54.8	53.5	51.6	48.3	45.9	45.7	46.7	47.4
70	48.9	49.1	51.3	54.8	56.8	56.0	52.9	47.5	43.1	41.6	41.7	42.0	41.9	41.0	39.9	40.4	42.7	46.0	47.5
75	35.1	35.0	36.3	38.5	39.9	38.9	35.4	32.3	30.9	30.2	30.3	31.6	32.3	32.4	33.6	36.0	39.5	43.1	44.2
80	25.0	24.9	25.5	26.3	25.4	24.0	22.4	21.5	21.0	20.8	20.8	21.0	21.6	22.4	23.8	26.1	29.1	32.0	32.6
85	13.4	13.2	13.8	13.6	12.6	11.6	10.4	8.87	7.94	7.74	7.81	7.59	7.31	7.13	7.00	7.06	7.27	7.27	7.13
90	0.12	0.00	0.00	0.00	0.00	0.00	0.00	0.00	0.00	0.00	0.00	0.00	0.00	0.00	0.00	0.00	0.00	0.00	0.00

C Range: 0 - 360DEG  
 C Interval: 5.0DEG  
 Test Speed: HIGH  
 Temperature:25DEG  
 Operators:CHEN YU  
 Test Date:2017-03-01

γ Range: 0 - 90DEG  
 γ Interval: 0.5DEG  
 Test System:EVERFINE GO-2000A\_V1 SYSTEM V2.0.287  
 Humidity:65.0%  
 Test Distance:9.410m [K=1.0000]  
 Remarks:

## LUMINOUS DISTRIBUTION INTENSITY DATA

Test:U:221.0V I:0.5643A P:121.7W PF:0.9762 Lamp Flux:17100x1 lm		
NAME: LED LINEAR LIGHT	TYPE:YHL-AI-120	WEIGHT:
SPEC.:MEAN WELL	DIM.: 5000K	SERIAL No.:20170301
MFR.:	SUR.:70Ra	PROTECTION ANGLE:

Table--2

UNIT: x10cd

C(DEC) γ (DEC)	95	100	105	110	115	120	125	130	135	140	145	150	155	160	165	170	175	180	185
0	1632	1632	1632	1632	1632	1632	1632	1632	1632	1632	1632	1632	1632	1632	1632	1632	1632	1632	1632
5	1381	1386	1393	1402	1412	1424	1438	1453	1468	1484	1501	1519	1538	1558	1577	1598	1618	1639	1644
10	1089	1100	1115	1135	1159	1186	1217	1251	1287	1325	1364	1401	1439	1474	1509	1544	1580	1616	1626
15	798	812	833	861	897	940	988	1040	1096	1153	1208	1265	1322	1374	1424	1466	1510	1555	1568
20	557	572	596	628	668	715	770	832	900	972	1045	1118	1184	1247	1306	1357	1399	1445	1459
25	386	397	414	441	477	523	576	640	717	796	875	951	1024	1091	1153	1207	1250	1293	1309
30	266	274	288	308	334	367	412	469	542	617	697	774	843	907	966	1021	1064	1106	1125
35	200	205	212	224	239	260	286	334	386	449	519	584	648	705	758	807	850	887	909
40	152	155	160	168	178	191	211	239	272	318	366	417	464	513	557	598	636	665	685
45	122	123	125	129	135	143	155	173	195	224	254	291	325	359	395	428	458	481	495
50	102	101	101	102	105	109	116	126	137	156	175	195	219	242	267	291	315	330	341
55	75.2	76.4	79.4	81.7	83.5	85.7	89.1	94.6	101	109	118	129	141	154	166	178	180	180	189
60	55.4	56.0	58.8	63.3	66.2	67.8	69.9	72.9	76.3	80.6	84.9	89.5	95.0	100.0	103	101	96.1	93.3	96.4
65	46.5	45.4	45.8	48.8	52.1	53.7	54.8	56.7	58.5	61.8	64.3	67.2	69.6	71.4	70.4	67.2	64.4	63.8	65.3
70	45.2	41.8	39.8	39.8	41.3	42.1	42.0	41.5	41.4	43.1	46.7	51.5	54.1	54.7	53.1	50.3	48.2	47.5	48.5
75	41.7	37.8	34.4	32.6	31.6	31.4	30.7	29.5	29.6	30.3	31.7	34.3	37.3	38.3	37.3	35.3	34.0	33.7	34.7
80	30.4	27.2	24.2	22.2	20.9	20.2	19.6	19.3	19.4	19.8	20.3	21.2	22.5	23.6	24.8	24.5	24.0	24.4	24.9
85	6.64	6.45	6.35	6.37	6.46	6.55	6.72	6.92	6.94	7.11	7.85	8.93	10.0	10.9	11.8	12.4	12.1	12.4	14.5
90	0.00	0.00	0.00	0.00	0.00	0.00	0.00	0.00	0.00	0.00	0.00	0.00	0.00	0.00	0.00	0.00	0.00	0.13	0.00

C Range: 0 - 360DEG  
C Interval: 5.0DEG  
Test Speed: HIGH  
Temperature:25DEG  
Operators:CHEN YU  
Test Date:2017-03-01

γ Range: 0 - 90DEG  
γ Interval: 0.5DEG  
Test System:EVERFINE GO-2000A\_V1 SYSTEM V2.0.287  
Humidity:65.0%  
Test Distance:9.410m [K=1.0000]  
Remarks:

LUMINOUS DISTRIBUTION INTENSITY DATA

Test:U:221.0V I:0.5643A P:121.7W PF:0.9762 Lamp Flux:17100x1 lm		
NAME: LED LINEAR LIGHT	TYPE:YHL-AI-120	WEIGHT:
SPEC.:MEAN WELL	DIM.: 5000K	SERIAL No.:20170301
MFR.:	SUR.:70Ra	PROTECTION ANGLE:

Table--3

UNIT: x10cd

C(DEG) γ (DEG)	190	195	200	205	210	215	220	225	230	235	240	245	250	255	260	265	270	275	280
0	1632	1632	1632	1632	1632	1632	1632	1632	1632	1632	1632	1632	1632	1632	1632	1632	1632	1632	1632
5	1649	1653	1658	1663	1667	1672	1676	1679	1682	1682	1679	1676	1673	1670	1667	1665	1663	1661	1660
10	1637	1648	1659	1666	1661	1657	1642	1624	1606	1588	1572	1556	1541	1528	1517	1507	1500	1496	1495
15	1583	1600	1599	1591	1571	1551	1530	1493	1452	1412	1373	1336	1301	1268	1241	1219	1204	1197	1198
20	1478	1484	1476	1463	1443	1400	1355	1307	1252	1195	1136	1080	1027	981	941	911	891	884	888
25	1327	1329	1323	1301	1265	1220	1164	1100	1032	962	891	825	764	714	676	648	631	625	631
30	1143	1145	1136	1112	1074	1019	959	889	814	737	662	595	538	492	458	435	422	420	428
35	922	928	913	889	850	801	744	678	604	524	461	406	361	328	308	295	288	287	292
40	693	693	683	657	624	583	533	475	418	357	307	274	248	229	216	208	205	205	208
45	501	499	484	463	436	401	367	325	284	244	214	194	179	168	162	158	156	155	157
50	343	339	328	313	292	271	248	218	196	172	154	143	134	128	124	122	121	121	121
55	202	209	208	198	188	175	163	149	137	124	115	110	106	103	102	102	102	101	100
60	107	120	129	130	125	120	114	107	102	95.6	91.0	88.2	86.3	85.0	83.1	80.0	79.1	78.8	79.3
65	69.4	77.6	86.3	90.1	89.9	87.7	85.2	82.0	78.6	75.0	72.3	70.4	68.2	64.1	60.8	59.9	60.1	59.9	59.9
70	51.0	55.7	61.3	65.0	66.0	65.4	63.5	59.6	59.2	57.3	56.0	55.0	52.5	48.5	47.0	47.6	48.7	48.6	48.2
75	36.9	40.5	44.7	47.9	48.4	45.2	41.9	40.3	40.1	42.4	43.4	43.4	42.0	41.3	43.1	46.7	50.2	50.0	47.3
80	26.2	28.4	30.2	30.8	30.5	29.1	28.4	28.6	29.0	30.3	31.8	33.3	34.7	36.9	41.2	46.7	51.3	51.6	48.0
85	16.2	17.2	17.8	17.8	17.8	17.3	17.1	17.7	18.2	18.9	17.8	17.2	17.3	17.5	18.5	20.1	21.8	22.4	22.0
90	0.00	0.00	0.00	0.00	0.00	0.00	0.00	0.00	0.00	0.00	0.00	0.00	0.00	0.00	0.00	0.00	0.00	0.00	0.00

C Range: 0 - 360DEG  
 C Interval: 5.0DEG  
 Test Speed: HIGH  
 Temperature:25DEG  
 Operators:CHEN YU  
 Test Date:2017-03-01

γ Range: 0 - 90DEG  
 γ Interval: 0.5DEG  
 Test System:EVERFINE GO-2000A\_V1 SYSTEM V2.0.287  
 Humidity:65.0%  
 Test Distance:9.410m [K=1.0000]  
 Remarks:

LUMINOUS DISTRIBUTION INTENSITY DATA

Test:U:221.0V I:0.5643A P:121.7W PF:0.9762 Lamp Flux:17100x1 lm		
NAME: LED LINEAR LIGHT	TYPE:YHL-AI-120	WEIGHT:
SPEC.:MEAN WELL	DIM.: 5000K	SERIAL No.:20170301
MFR.:	SUR.:70Ra	PROTECTION ANGLE:

Table--4

UNIT: x10cd

C( DEG) γ (DEG)	285	290	295	300	305	310	315	320	325	330	335	340	345	350	355				
0	1632	1632	1632	1632	1632	1632	1632	1632	1632	1632	1632	1632	1632	1632	1632				
5	1660	1659	1660	1660	1662	1659	1654	1649	1644	1639	1633	1628	1623	1618	1613				
10	1497	1501	1509	1519	1532	1548	1566	1586	1602	1608	1616	1611	1601	1592	1584				
15	1207	1225	1249	1279	1314	1354	1398	1440	1470	1500	1532	1550	1560	1548	1538				
20	904	932	971	1018	1073	1133	1194	1254	1313	1373	1411	1443	1467	1473	1463				
25	648	678	721	775	837	909	988	1068	1142	1208	1269	1313	1338	1352	1348				
30	446	475	514	565	629	704	790	877	960	1037	1100	1151	1180	1193	1190				
35	303	324	353	392	441	516	598	685	769	845	904	950	987	992	991				
40	216	227	244	265	303	355	415	490	565	629	683	721	747	760	759				
45	160	167	176	188	208	239	277	327	376	427	466	499	522	541	537				
50	123	126	131	138	150	167	186	217	248	280	307	332	351	364	366				
55	99.9	100	102	105	111	120	131	147	163	180	197	211	225	225	215				
60	81.3	82.0	82.3	83.2	85.7	89.7	94.5	102	109	116	123	129	126	114	103				
65	61.4	64.4	66.3	66.8	67.6	69.7	72.1	74.8	77.6	80.3	82.3	82.0	77.7	71.3	67.1				
70	48.6	50.6	52.8	53.3	53.5	54.3	55.0	57.2	58.7	60.2	60.7	59.7	56.2	52.2	49.8				
75	44.7	43.5	43.6	43.4	42.4	41.0	40.2	40.9	42.5	45.2	46.1	44.9	41.7	38.4	36.1				
80	43.1	39.2	36.7	34.9	33.4	31.4	30.4	30.0	29.9	30.4	30.8	30.7	29.5	27.5	25.8				
85	21.3	21.1	21.6	22.9	23.7	22.2	21.0	20.0	19.5	19.7	19.6	19.2	18.5	17.2	15.2				
90	0.00	0.00	0.00	0.00	0.00	0.00	0.00	0.00	0.00	0.00	0.00	0.00	0.00	0.00	0.00				

C Range: 0 - 360DEG  
 C Interval: 5.0DEG  
 Test Speed: HIGH  
 Temperature:25DEG  
 Operators:CHEN YU  
 Test Date:2017-03-01

γ Range: 0 - 90DEG  
 γ Interval: 0.5DEG  
 Test System:EVERFINE GO-2000A\_V1 SYSTEM V2.0.287  
 Humidity:65.0%  
 Test Distance:9.410m [K=1.0000]  
 Remarks: