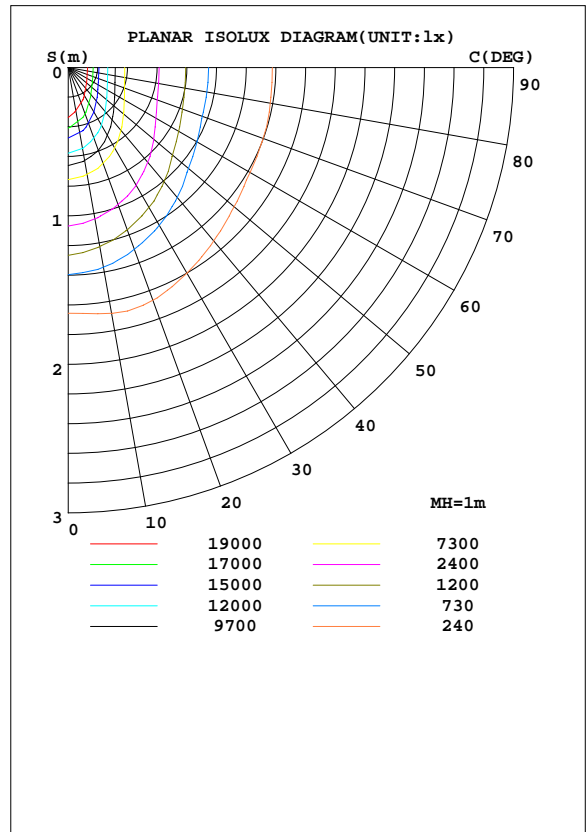
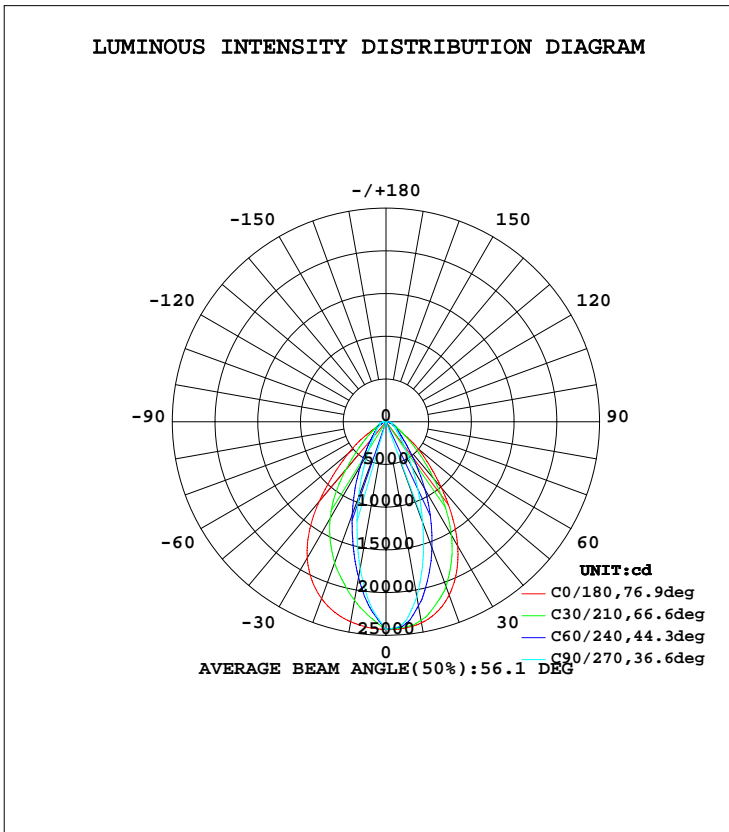


LUMINAIRE PHOTOMETRIC TEST REPORT

Test:U:221.0V I:0.8462A P:181.4W PF:0.9699 Lamp Flux:25615.8x1 lm		
NAME: LED LINEAR LIGHT	TYPE:YHL-AI-180	WEIGHT:
SPEC.:MEAN WELL	DIM.: 5000K	SERIAL No.:20170301
MFR.:	SUR.:70Ra	PROTECTION ANGLE:

DATA OF LAMP		PHOTOMETRIC DATA Eff: 141.25 lm/W			
MODEL	NF2W757GRT-V1 288PCS	I _{max} (cd)	24331	S/MH(C0/180)	1.07
NOMINAL POWER(W)	180	LOR(%)	100.0	S/MH(C90/270)	0.65
RATED VOLTAGE(V)	220	TOTAL FLUX(lm)	25616	η UP, DN(C0-180)	0.0, 45.8
NOMINAL FLUX(lm)	25615.8	CIE CLASS	DIRECT	η UP, DN(C180-360)	0.0, 54.2
LAMPS INSIDE	1	η up(%)	0.0	CIBSE SHR NOM	0.75
TEST VOLTAGE(V)	220	η down(%)	100.0	CIBSE SHR MAX	0.75



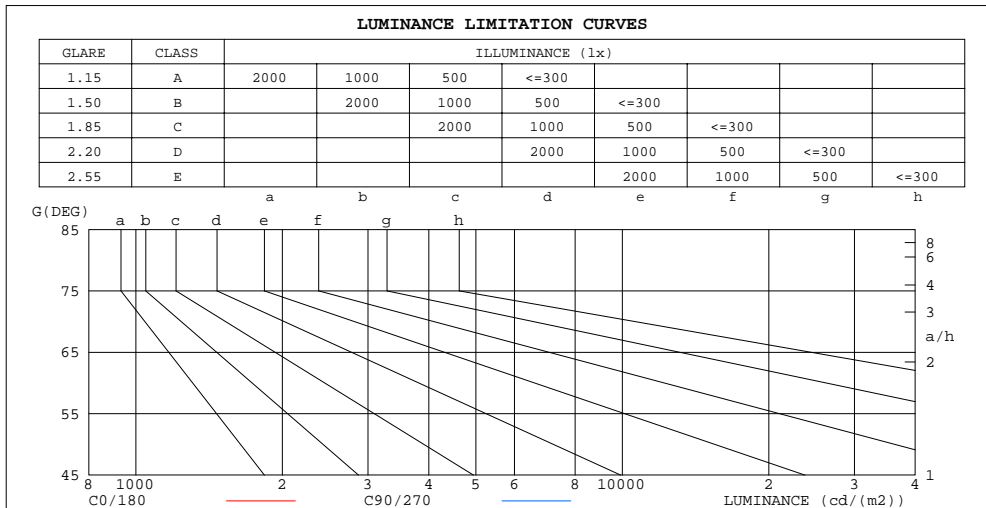
C Range: 0 - 360DEG
 C Interval: 5.0DEG
 Test Speed: HIGH
 Temperature:25DEG
 Operators:CHEN YU
 Test Date:2017-03-02

γ Range: 0 - 90DEG
 γ Interval: 0.5DEG
 Test System:EVERFINE GO-2000A_V1 SYSTEM V2.0.287
 Humidity:65.0%
 Test Distance:9.410m [K=1.0000]
 Remarks:

ZONAL FLUX DIAGRAM
AND LUMINANCE LIMITATION CURVES

ZONAL FLUX DIAGRAM:

γ	C0	C45	C90	C135	C180	C225	C270	C315	γ	Φ zone	Φ total	$\$lum, lamp$
5	2416	2228	2142	2240	2427	2407	2364	2391	0- 5	564.6	564.6	2.2,2.2
10	2377	1976	1745	2002	2390	2279	2081	2229	5- 10	1589	2154	8.41,8.41
15	2310	1706	1313	1740	2305	2081	1674	1988	10- 15	2373	4527	17.7,17.7
20	2203	1428	931.7	1460	2160	1827	1249	1717	15- 20	2877	7404	28.9,28.9
25	2051	1161	642.9	1184	1950	1544	894.7	1439	20- 25	3110	10514	41,41
30	1843	897.0	420.6	905.0	1679	1243	597.8	1166	25- 30	3091	13605	53.1,53.1
35	1566	638.5	304.1	637.1	1351	933.2	406.0	888.5	30- 35	2838	16442	64.2,64.2
40	1215	422.8	222.0	426.2	1011	638.0	286.6	613.5	35- 40	2403	18846	73.6,73.6
45	856.6	289.6	173.5	294.0	719.2	426.0	215.7	405.5	40- 45	1889	20735	80.9,80.9
50	573.8	199.0	143.5	198.0	488.2	282.0	166.1	268.0	45- 50	1422	22157	86.5,86.5
55	334.3	147.1	110.8	140.7	250.9	192.8	141.3	185.8	50- 55	1036	23193	90.5,90.5
60	144.8	113.0	83.03	104.4	120.5	138.9	107.6	131.4	55- 60	716.6	23909	93.3,93.3
65	93.35	87.90	70.80	80.55	83.60	107.6	81.81	100.0	60- 65	519.0	24428	95.4,95.4
70	69.06	62.08	72.99	57.42	62.49	77.47	66.54	76.00	65- 70	404.9	24833	96.9,96.9
75	49.34	44.51	74.78	41.87	44.75	51.76	69.97	54.58	70- 75	323.8	25157	98.2,98.2
80	34.48	31.95	61.62	29.49	33.06	37.26	71.77	40.44	75- 80	254.4	25412	99.2,99.2
85	15.90	14.19	17.09	12.21	12.70	23.76	29.89	27.42	80- 85	175.3	25587	99.9,99.9
90	0.1722	0	0	0	0.2029	0	0	0	85- 90	28.85	25616	100,100
95									90- 95			
100									95-100			
105									100-105			
110									105-110			
115									110-115			
120									115-120			
125									120-125			
130									125-130			
135									130-135			
140									135-140			
145									140-145			
150									145-150			
155									150-155			
160									155-160			
165									160-165			
170									165-170			
175									170-175			
180									175-180			
DEG	LUMINOUS INTENSITY: $\times 10cd$									UNIT: lm		



LUMINANCE cd/(m2)		
G (DEG)	C0/180	C90/270
85	91221	98026
80	99278	177427
75	95323	144458
70	100959	106705
65	110437	83760
60	144783	83034
55	291449	96563
50	446329	111623
45	605691	122676

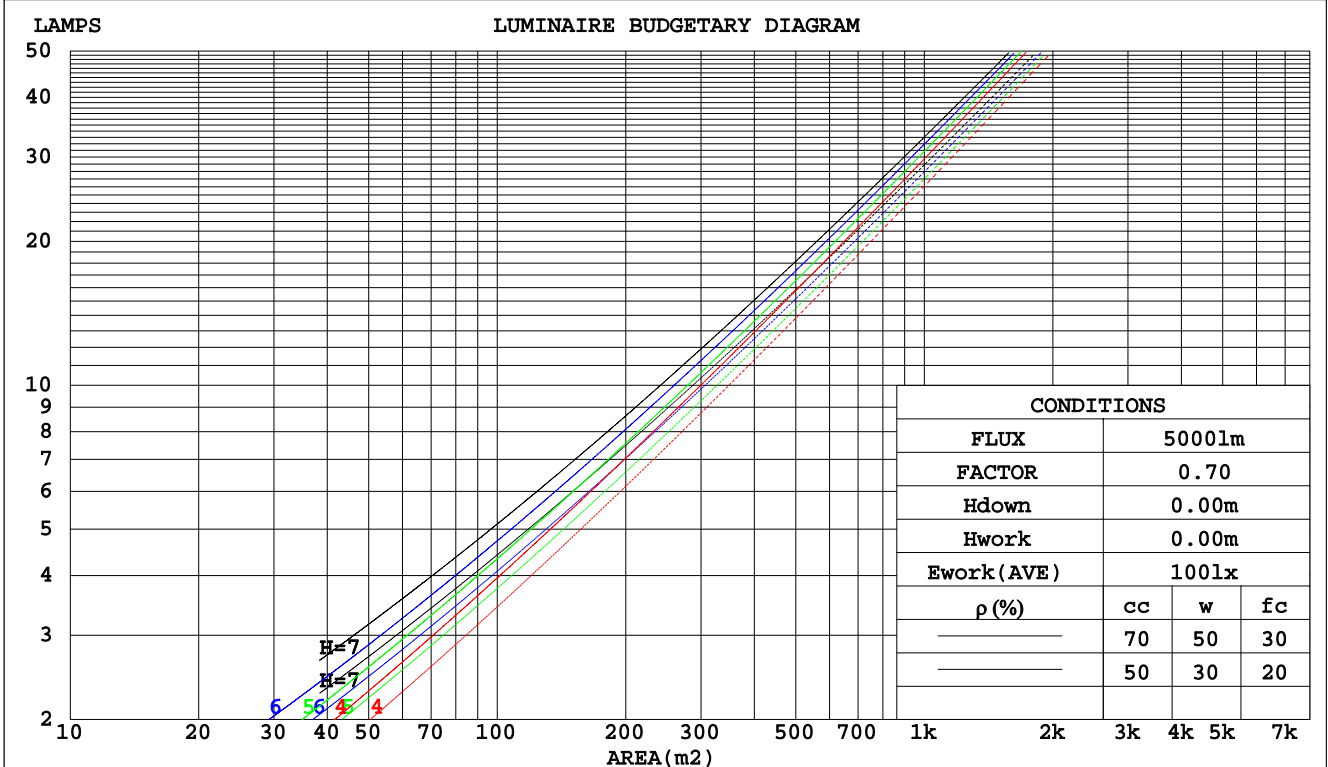
C Range: 0 - 360DEG
C Interval: 5.0DEG
Test Speed: HIGH
Temperature: 25DEG
Operators: CHEN YU
Test Date: 2017-03-02

γ Range: 0 - 90DEG
 γ Interval: 0.5DEG
Test System: EVERFINE GO-2000A_V1 SYSTEM V2.0.287
Humidity: 65.0%
Test Distance: 9.410m [K=1.0000]
Remarks:

CU AND LUMINAIRE BUDGETARY ESTIMATE DIAGRAM

Test:U:221.0V I:0.8462A P:181.4W PF:0.9699 Lamp Flux:25615.8x1 lm		
NAME: LED LINEAR LIGHT	TYPE:YHL-AI-180	WEIGHT:
SPEC.:MEAN WELL	DIM.: 5000K	SERIAL No.:20170301
MFR.:	SUR.:70Ra	PROTECTION ANGLE:

pcc	80%			70%			50%			30%			10%			0
	50%	30%	10%	50%	30%	10%	50%	30%	10%	50%	30%	10%	50%	30%	10%	0
pw																
pfc	20%			20%			20%			20%			20%			0
RCR	RCR:Room Cavity Ratio															
	Coefficients of Utilization(CU)															
0.0	1.19	1.19	1.19	1.16	1.16	1.16	1.11	1.11	1.11	1.06	1.06	1.06	1.02	1.02	1.02	1.00
1.0	1.08	1.05	1.02	1.06	1.03	1.01	1.02	.90	.98	.98	.96	.95	.95	.93	.92	.90
2.0	.99	.94	.89	.97	.92	.88	.93	.90	.86	.90	.87	.84	.88	.85	.83	.81
3.0	.90	.84	.79	.89	.83	.78	.86	.81	.77	.83	.79	.76	.81	.78	.75	.73
4.0	.83	.76	.71	.82	.75	.70	.79	.74	.70	.77	.72	.69	.75	.71	.68	.66
5.0	.76	.69	.64	.75	.69	.64	.73	.68	.63	.72	.67	.63	.70	.66	.62	.60
6.0	.71	.64	.58	.70	.63	.58	.68	.62	.58	.67	.61	.57	.65	.61	.57	.55
7.0	.66	.59	.54	.65	.58	.53	.64	.58	.53	.62	.57	.53	.61	.56	.53	.51
8.0	.61	.54	.50	.61	.54	.49	.59	.53	.49	.58	.53	.49	.57	.52	.49	.47
9.0	.57	.51	.46	.57	.50	.46	.56	.50	.46	.55	.49	.45	.54	.49	.45	.44
10.0	.54	.47	.43	.53	.47	.43	.52	.47	.43	.52	.46	.42	.51	.46	.42	.41



C Range: 0 - 360DEG
 C Interval: 5.0DEG
 Test Speed: HIGH
 Temperature:25DEG
 Operators:CHEN YU
 Test Date:2017-03-02

γ Range: 0 - 90DEG
 γ Interval: 0.5DEG
 Test System:EVERFINE GO-2000A_V1 SYSTEM V2.0.287
 Humidity:65.0%
 Test Distance:9.410m [K=1.0000]
 Remarks:

WEC AND CCEC

Test:U:221.0V I:0.8462A P:181.4W PF:0.9699 Lamp Flux:25615.8x1 lm		
NAME: LED LINEAR LIGHT	TYPE:YHL-AI-180	WEIGHT:
SPEC.:MEAN WELL	DIM.: 5000K	SERIAL No.:20170301
MFR.:	SUR.:70Ra	PROTECTION ANGLE:

ρcc	80%			70%			50%			30%			10%			0
ρw	50%	30%	10%	50%	30%	10%	50%	30%	10%	50%	30%	10%	50%	30%	10%	0
ρfc	20%			20%			20%			20%			20%			0
RCR	RCR:Room Cavity Ratio						Wall Exitance Coefficients(WEC)									
0.0																
1.0	.224	.128	.040	.218	.124	.039	.205	.117	.038	.193	.111	.036	.182	.106	.034	
2.0	.213	.117	.036	.208	.114	.035	.197	.109	.034	.186	.105	.033	.177	.100	.032	
3.0	.201	.107	.032	.196	.105	.032	.186	.101	.031	.178	.097	.030	.169	.094	.029	
4.0	.189	.098	.029	.185	.097	.029	.176	.094	.028	.169	.091	.027	.162	.088	.027	
5.0	.178	.091	.026	.174	.089	.026	.167	.087	.026	.160	.084	.025	.154	.082	.025	
6.0	.168	.084	.024	.165	.083	.024	.158	.081	.024	.152	.079	.023	.146	.077	.023	
7.0	.159	.079	.022	.156	.078	.022	.150	.076	.022	.145	.074	.022	.140	.073	.021	
8.0	.151	.074	.021	.148	.073	.021	.143	.071	.020	.138	.070	.020	.133	.068	.020	
9.0	.143	.069	.019	.140	.068	.019	.136	.067	.019	.131	.066	.019	.127	.065	.019	
10.0	.136	.065	.018	.134	.065	.018	.130	.063	.018	.126	.062	.018	.122	.061	.018	

ρcc	80%			70%			50%			30%			10%			0
ρw	50%	30%	10%	50%	30%	10%	50%	30%	10%	50%	30%	10%	50%	30%	10%	0
ρfc	20%			20%			20%			20%			20%			0
RCR	RCR:Room Cavity Ratio						Ceiling Cavity Exitance Coefficients(CCEC)									
0.0	.190	.190	.190	.163	.163	.163	.111	.111	.111	.064	.064	.064	.020	.020	.020	
1.0	.174	.157	.141	.149	.135	.121	.102	.093	.084	.059	.054	.049	.019	.017	.016	
2.0	.162	.132	.107	.139	.114	.093	.095	.079	.065	.055	.046	.038	.018	.015	.012	
3.0	.151	.114	.084	.130	.098	.073	.089	.068	.051	.051	.040	.030	.017	.013	.010	
4.0	.142	.100	.067	.122	.086	.058	.084	.060	.041	.048	.035	.024	.016	.011	.008	
5.0	.134	.089	.055	.115	.077	.048	.079	.053	.034	.046	.031	.020	.015	.010	.007	
6.0	.127	.080	.046	.109	.069	.040	.075	.048	.028	.044	.028	.017	.014	.009	.006	
7.0	.120	.072	.039	.104	.063	.034	.072	.044	.024	.042	.026	.014	.013	.008	.005	
8.0	.114	.066	.033	.099	.057	.029	.068	.040	.021	.040	.024	.012	.013	.008	.004	
9.0	.109	.061	.029	.094	.053	.025	.065	.037	.018	.038	.022	.011	.012	.007	.004	
10.0	.104	.057	.025	.090	.049	.022	.062	.035	.016	.036	.021	.009	.012	.007	.003	

C Range: 0 - 360DEG
 C Interval: 5.0DEG
 Test Speed: HIGH
 Temperature:25DEG
 Operators:CHEN YU
 Test Date:2017-03-02

γ Range: 0 - 90DEG
 γ Interval: 0.5DEG
 Test System:EVERFINE GO-2000A_V1 SYSTEM V2.0.287
 Humidity:65.0%
 Test Distance:9.410m [K=1.0000]
 Remarks:

UGR(Unified Glare Rating) Table

Test:U:221.0V I:0.8462A P:181.4W PF:0.9699 Lamp Flux:25615.8x1 lm		
NAME: LED LINEAR LIGHT	TYPE:YHL-AI-180	WEIGHT:
SPEC.:MEAN WELL	DIM.: 5000K	SERIAL No.:20170301
MFR.:	SUR.:70Ra	PROTECTION ANGLE:

ceiling/cavity	0.7	0.7	0.5	0.5	0.3	0.7	0.7	0.5	0.5	0.3
walls	0.5	0.3	0.5	0.3	0.3	0.5	0.3	0.5	0.3	0.3
working plane	0.2	0.2	0.2	0.2	0.2	0.2	0.2	0.2	0.2	0.2
Room dimensions	Viewed crosswise					Viewed endwise				
x = 2H y = 2H	31.6	32.7	31.8	32.9	33.1	25.1	26.3	25.3	26.4	26.6
3H	31.8	32.8	32.0	33.0	33.2	26.3	27.3	26.6	27.6	27.8
4H	31.9	32.9	32.1	33.1	33.3	27.4	28.4	27.7	28.6	28.9
6H	31.9	32.9	32.3	33.1	33.4	28.7	29.6	29.0	29.9	30.2
8H	32.0	32.9	32.3	33.2	33.4	29.2	30.1	29.5	30.4	30.7
12H	32.0	32.9	32.3	33.2	33.4	29.5	30.4	29.8	30.7	31.0
4H 2H	31.4	32.4	31.7	32.7	32.9	25.8	26.8	26.1	27.1	27.3
3H	31.8	32.7	32.1	32.9	33.2	27.1	28.0	27.5	28.3	28.6
4H	32.0	32.8	32.4	33.1	33.4	28.3	29.1	28.6	29.4	29.7
6H	32.2	32.9	32.6	33.3	33.6	29.6	30.3	30.0	30.7	31.0
8H	32.3	33.0	32.7	33.3	33.7	30.2	30.9	30.6	31.3	31.6
12H	32.4	33.0	32.8	33.4	33.8	30.6	31.2	31.0	31.6	32.0
8H 4H	32.0	32.6	32.4	33.0	33.4	28.5	29.2	28.9	29.5	29.9
6H	32.3	32.8	32.7	33.2	33.7	30.0	30.5	30.4	30.9	31.4
8H	32.5	32.9	32.9	33.4	33.8	30.7	31.2	31.1	31.6	32.0
12H	32.6	33.0	33.1	33.5	33.9	31.1	31.5	31.6	32.0	32.5
12H 4H	32.0	32.6	32.4	32.9	33.3	28.5	29.1	29.0	29.5	29.9
6H	32.3	32.8	32.8	33.2	33.6	30.1	30.5	30.5	31.0	31.4
8H	32.5	32.9	33.0	33.4	33.8	30.8	31.2	31.2	31.6	32.1
Variations with the observer position at spacings:										
S = 1.0H	+ 1.8 / - 1.4					+ 0.2 / - 0.3				
1.5H	+ 2.6 / - 2.6					+ 0.1 / - 0.1				
2.0H	+ 4.0 / - 2.2					+ 0.2 / - 0.2				

CIE Pub.117 Corrected 25616 lm Total Lamp Luminous Flux.(8log(F/F0) = 11.3)

C Range: 0 - 360DEG
 C Interval: 5.0DEG
 Test Speed: HIGH
 Temperature:25DEG
 Operators:CHEN YU
 Test Date:2017-03-02

γ Range: 0 - 90DEG
 γ Interval: 0.5DEG
 Test System:EVERFINE GO-2000A_V1 SYSTEM V2.0.287
 Humidity:65.0%
 Test Distance:9.410m [K=1.0000]
 Remarks:

UTILIZATION FACTORS TABLE

Test:U:221.0V I:0.8462A P:181.4W PF:0.9699 Lamp Flux:25615.8x1 lm		
NAME: LED LINEAR LIGHT	TYPE:YHL-AI-180	WEIGHT:
SPEC.:MEAN WELL	DIM.: 5000K	SERIAL No.:20170301
MFR.:	SUR.:70Ra	PROTECTION ANGLE:

REFLECTANCE										
Ceiling	0.8	0.8	0.8	0.7	0.7	0.7	0.5	0.5	0.5	0
Walls	0.7	0.5	0.3	0.7	0.5	0.3	0.7	0.5	0.3	0
Working plane	0.2	0.2	0.2	0.2	0.2	0.2	0.2	0.2	0.2	0
ROOM INDEX	UTILIZATION FACTORS(PERCENT) $k(RI) \times RCR = 5$									
k = 0.60	75	66	61	74	66	61	73	66	61	56
0.80	84	76	70	83	75	70	82	75	70	65
1.00	90	83	78	89	82	77	87	82	77	72
1.25	96	88	84	94	88	83	92	87	82	77
1.50	99	93	88	98	92	87	95	90	86	81
2.00	104	98	94	102	97	93	99	95	91	85
2.50	106	101	97	104	100	96	101	97	94	87
3.00	108	104	100	106	102	99	103	99	97	89
4.00	111	107	104	109	105	103	105	102	100	92
5.00	113	109	107	110	107	105	106	104	102	94
ROOM INDEX	UF(total)									Direct
According to DIN EN 13032-2 2004			Suspended				SHRNOM = 1.25			

C Range: 0 - 360DEG
 C Interval: 5.0DEG
 Test Speed: HIGH
 Temperature:25DEG
 Operators:CHEN YU
 Test Date:2017-03-02

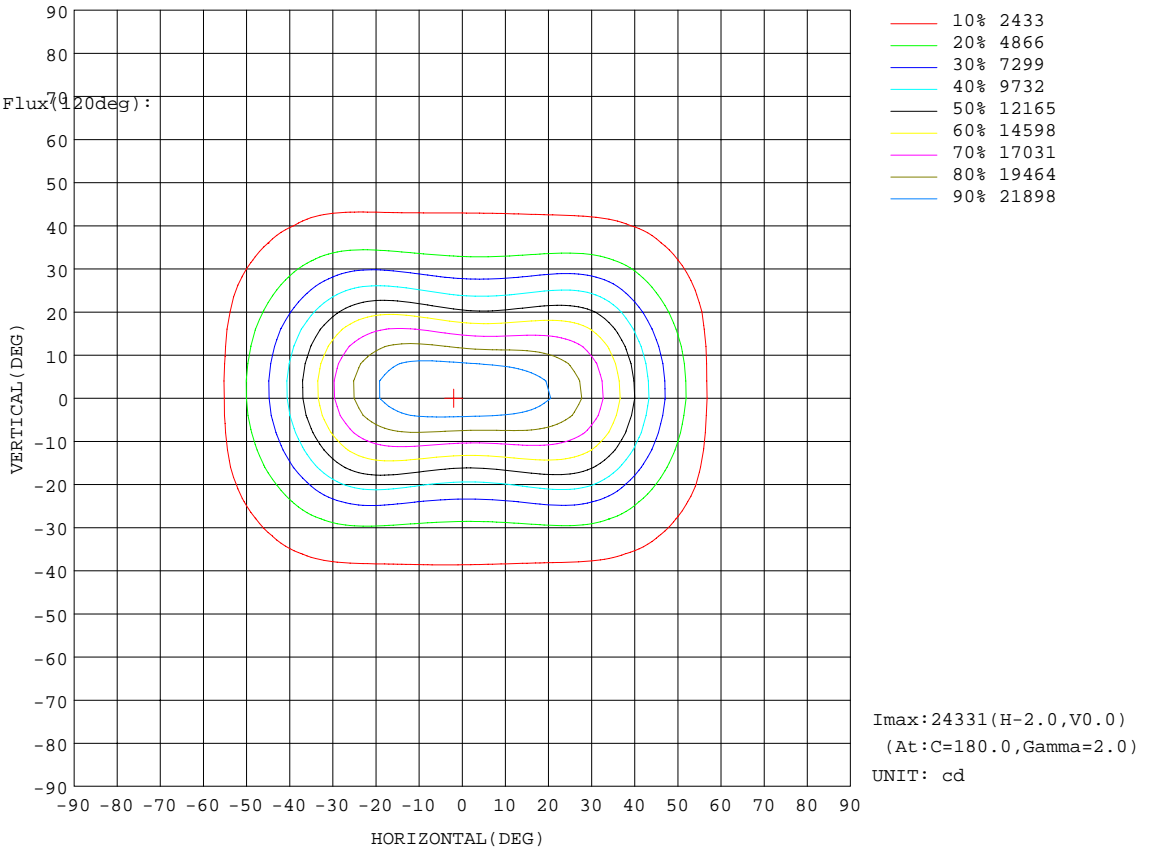
γ Range: 0 - 90DEG
 γ Interval: 0.5DEG
 Test System:EVERFINE GO-2000A_V1 SYSTEM V2.0.287
 Humidity:65.0%
 Test Distance:9.410m [K=1.0000]
 Remarks:

ISOCANDELA DIAGRAM

Test:U:221.0V I:0.8462A P:181.4W PF:0.9699 Lamp Flux:25615.8x1 lm		
NAME: LED LINEAR LIGHT	TYPE:YHL-AI-180	WEIGHT:
SPEC.:MEAN WELL	DIM.: 5000K	SERIAL No.:20170301
MFR.:	SUR.:70Ra	PROTECTION ANGLE:

Conical surface Flux(90deg):
 20735 lm
 %lum = 80.9%
 %lamp = 80.9%

Conical surface Flux(70deg):
 23909 lm
 %lum = 93.3%
 %lamp = 93.3%



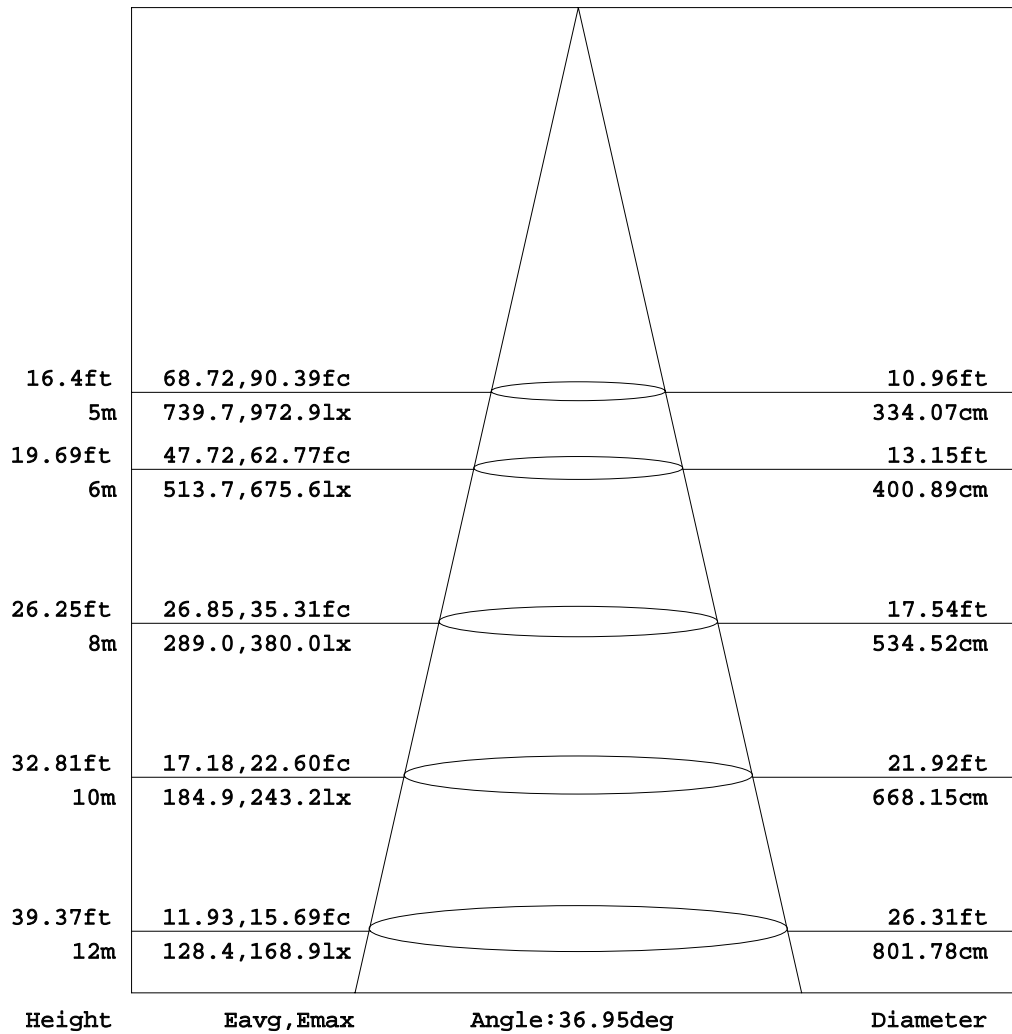
C Range: 0 - 360DEG
 C Interval: 5.0DEG
 Test Speed: HIGH
 Temperature: 25DEG
 Operators: CHEN YU
 Test Date: 2017-03-02

γ Range: 0 - 90DEG
 γ Interval: 0.5DEG
 Test System: EVERFINE GO-2000A_V1 SYSTEM V2.0.287
 Humidity: 65.0%
 Test Distance: 9.410m [K=1.0000]
 Remarks:

AAI Figure

Test:U:221.0V I:0.8462A P:181.4W PF:0.9699 Lamp Flux:25615.8x1 lm		
NAME: LED LINEAR LIGHT	TYPE:YHL-AI-180	WEIGHT:
SPEC.:MEAN WELL	DIM.: 5000K	SERIAL No.:20170301
MFR.:	SUR.:70Ra	PROTECTION ANGLE:

Flux out:6504 lm



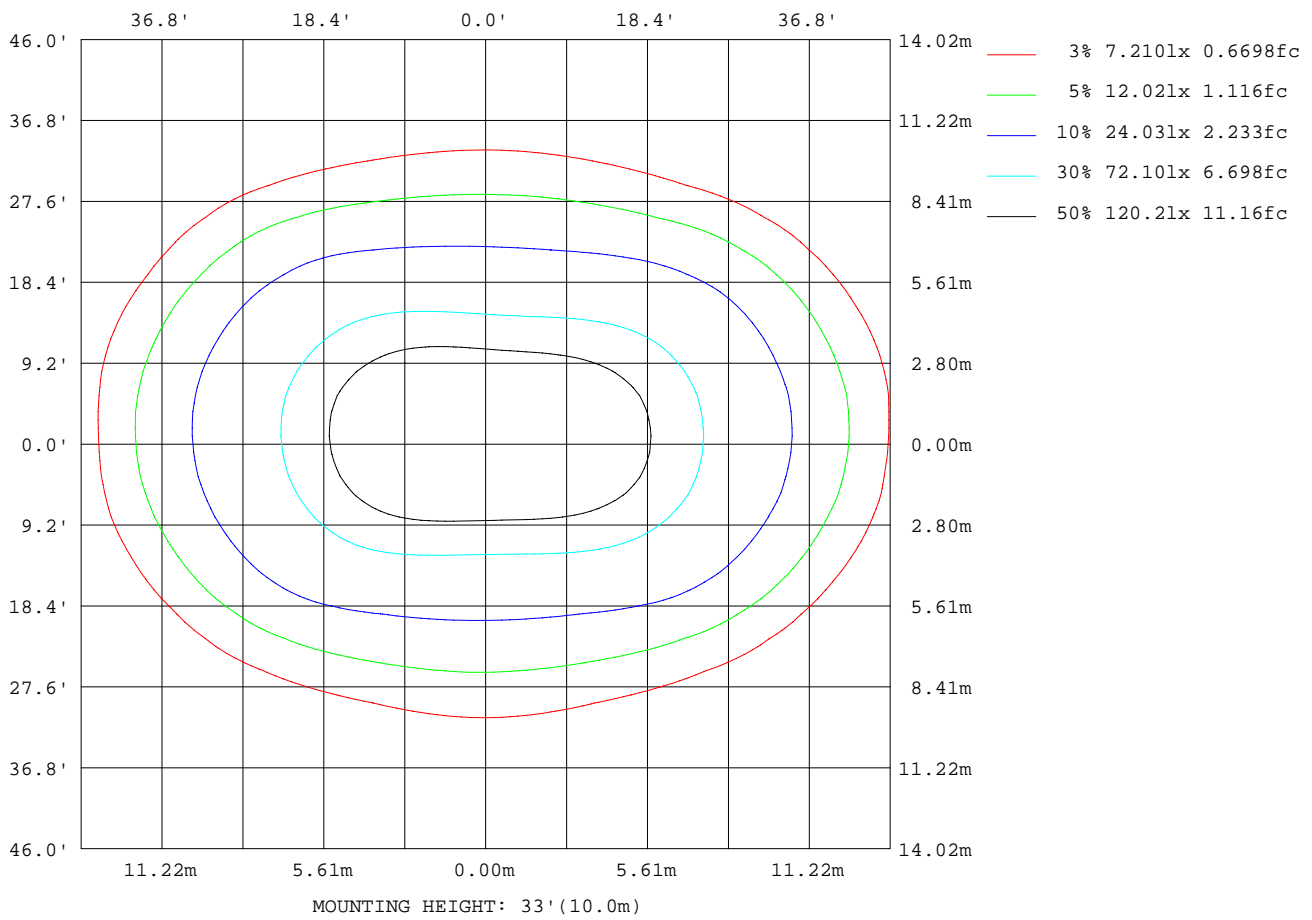
Note:The Curves indicate the illuminated area and the average illumination when the luminaire is at different distance.

C Range: 0 - 360DEG
 C Interval: 5.0DEG
 Test Speed: HIGH
 Temperature:25DEG
 Operators:CHEN YU
 Test Date:2017-03-02

γ Range: 0 - 90DEG
 γ Interval: 0.5DEG
 Test System:EVERFINE GO-2000A_V1 SYSTEM V2.0.287
 Humidity:65.0%
 Test Distance:9.410m [K=1.0000]
 Remarks:

ISOLUX DIAGRAM

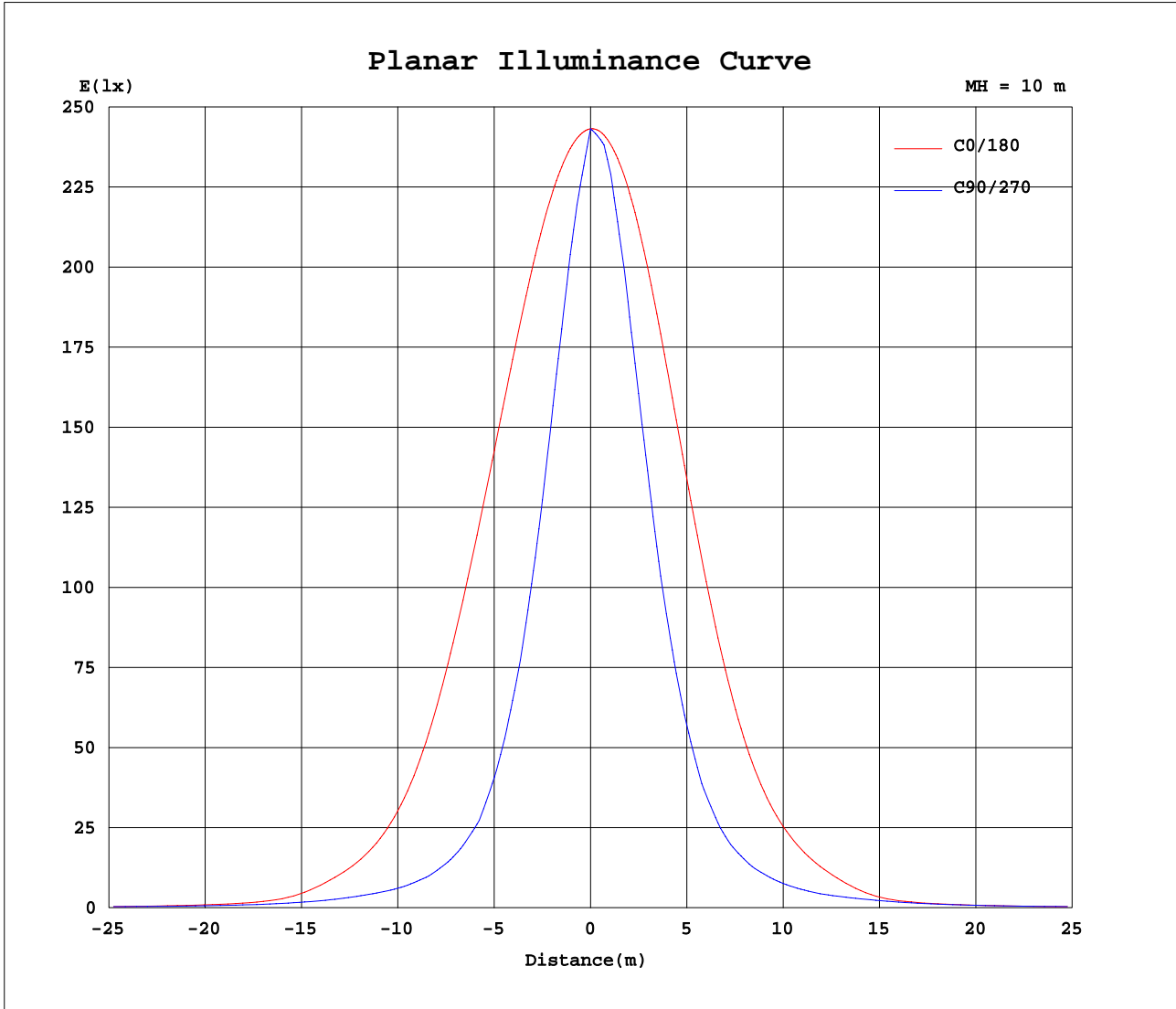
Test:U:221.0V I:0.8462A P:181.4W PF:0.9699 Lamp Flux:25615.8x1 lm		
NAME: LED LINEAR LIGHT	TYPE:YHL-AI-180	WEIGHT:
SPEC.:MEAN WELL	DIM.: 5000K	SERIAL No.:20170301
MFR.:	SUR.:70Ra	PROTECTION ANGLE:



C Range: 0 - 360DEG
 C Interval: 5.0DEG
 Test Speed: HIGH
 Temperature:25DEG
 Operators:CHEN YU
 Test Date:2017-03-02

γ Range: 0 - 90DEG
 γ Interval: 0.5DEG
 Test System:EVERFINE GO-2000A_V1 SYSTEM V2.0.287
 Humidity:65.0%
 Test Distance:9.410m [K=1.0000]
 Remarks:

Planar Illuminance Curve



C Range: 0 - 360DEG
 C Interval: 5.0DEG
 Test Speed: HIGH
 Temperature: 25DEG
 Operators: CHEN YU
 Test Date: 2017-03-02

γ Range: 0 - 90DEG
 γ Interval: 0.5DEG
 Test System: EVERFINE GO-2000A_V1 SYSTEM V2.0.287
 Humidity: 65.0%
 Test Distance: 9.410m [K=1.0000]
 Remarks:

LUMINOUS DISTRIBUTION INTENSITY DATA

Test:U:221.0V I:0.8462A P:181.4W PF:0.9699 Lamp Flux:25615.8x1 lm		
NAME: LED LINEAR LIGHT	TYPE:YHL-AI-180	WEIGHT:
SPEC.:MEAN WELL	DIM.: 5000K	SERIAL No.:20170301
MFR.:	SUR.:70Ra	PROTECTION ANGLE:

Table--1

UNIT: x10cd

C(DEG) γ (DEG)	0	5	10	15	20	25	30	35	40	45	50	55	60	65	70	75	80	85	90
0	2432	2432	2432	2432	2432	2432	2432	2432	2432	2432	2432	2432	2432	2432	2432	2432	2432	2432	2432
5	2416	2392	2369	2346	2324	2303	2282	2263	2245	2228	2213	2198	2182	2169	2159	2151	2145	2142	2142
10	2377	2335	2293	2252	2212	2170	2122	2076	2026	1976	1930	1887	1849	1817	1789	1768	1754	1746	1745
15	2310	2257	2206	2155	2090	2019	1940	1863	1787	1706	1628	1556	1491	1434	1388	1353	1329	1315	1313
20	2203	2150	2099	2032	1947	1854	1758	1645	1535	1428	1328	1236	1156	1087	1029	985	954	936	932
25	2051	2002	1951	1873	1779	1668	1542	1415	1287	1161	1042	941	856	786	729	688	662	647	643
30	1843	1800	1749	1666	1565	1441	1309	1170	1030	897	774	676	598	540	494	460	437	424	421
35	1566	1524	1467	1394	1280	1162	1033	898	758	639	538	449	401	366	340	321	311	305	304
40	1215	1171	1115	1035	941	837	729	617	516	423	364	314	279	260	245	234	227	223	222
45	857	818	774	702	629	554	478	401	343	290	252	222	203	192	183	177	175	174	173
50	574	544	506	457	406	356	309	267	232	199	181	165	154	149	145	143	143	144	143
55	334	319	307	285	253	227	201	179	162	147	137	128	123	121	119	117	113	111	111
60	145	152	162	168	163	151	140	130	121	113	107	103	99.5	97.0	92.6	86.7	83.4	83.0	83.0
65	93.3	94.3	101	110	112	109	104	98.4	93.4	87.9	83.6	79.9	77.9	75.5	70.9	67.5	67.7	69.8	70.8
70	69.1	69.2	72.4	78.7	82.9	82.0	78.4	71.1	63.2	62.1	61.3	61.2	61.0	59.9	58.6	60.0	64.5	70.6	73.0
75	49.3	49.4	51.1	55.2	58.4	57.8	53.1	48.1	45.8	44.5	44.8	47.0	48.2	49.3	51.7	56.8	64.4	72.2	74.8
80	34.5	34.4	35.4	37.4	36.9	35.1	33.2	32.2	31.9	31.9	32.3	33.4	35.1	36.9	40.3	45.8	53.0	59.7	61.6
85	15.9	16.0	19.1	19.3	18.5	17.5	16.2	14.5	13.9	14.2	14.8	15.0	14.8	14.6	14.8	15.4	16.3	17.0	17.1
90	0.17	0.00	0.00	0.00	0.00	0.00	0.00	0.00	0.00	0.00	0.00	0.00	0.00	0.00	0.00	0.00	0.00	0.00	0.00

C Range: 0 - 360DEG
 C Interval: 5.0DEG
 Test Speed: HIGH
 Temperature:25DEG
 Operators:CHEN YU
 Test Date:2017-03-02

γ Range: 0 - 90DEG
 γ Interval: 0.5DEG
 Test System:EVERFINE GO-2000A_V1 SYSTEM V2.0.287
 Humidity:65.0%
 Test Distance:9.410m [K=1.0000]
 Remarks:

LUMINOUS DISTRIBUTION INTENSITY DATA

Test:U:221.0V I:0.8462A P:181.4W PF:0.9699 Lamp Flux:25615.8x1 lm		
NAME: LED LINEAR LIGHT	TYPE:YHL-AI-180	WEIGHT:
SPEC.:MEAN WELL	DIM.: 5000K	SERIAL No.:20170301
MFR.:	SUR.:70Ra	PROTECTION ANGLE:

Table--2

UNIT: x10cd

C(DEG) γ (DEG)	95	100	105	110	115	120	125	130	135	140	145	150	155	160	165	170	175	180	185
0	2432	2432	2432	2432	2432	2432	2432	2432	2432	2432	2432	2432	2432	2432	2432	2432	2432	2432	2432
5	2144	2149	2156	2166	2177	2192	2208	2224	2240	2257	2276	2295	2316	2337	2359	2381	2404	2427	2424
10	1752	1764	1783	1808	1838	1873	1913	1956	2002	2052	2101	2145	2192	2232	2270	2309	2349	2390	2388
15	1321	1341	1371	1411	1462	1522	1589	1662	1740	1819	1890	1963	2036	2101	2161	2207	2255	2305	2305
20	941	964	1000	1050	1112	1185	1269	1362	1460	1562	1664	1766	1851	1931	2006	2064	2110	2160	2163
25	650	668	697	741	802	878	966	1069	1184	1302	1417	1525	1627	1717	1794	1860	1904	1950	1958
30	426	441	466	501	549	609	688	786	905	1026	1144	1256	1355	1444	1520	1590	1636	1679	1691
35	307	314	326	345	373	409	456	544	637	741	853	953	1046	1127	1201	1262	1312	1351	1368
40	224	229	237	248	264	285	321	370	426	507	588	669	743	816	876	932	979	1011	1027
45	174	175	178	184	193	205	225	256	294	343	392	452	506	558	611	657	694	719	731
50	142	141	141	143	147	153	164	180	198	230	261	294	331	368	406	440	471	488	497
55	110	112	114	115	116	118	123	131	141	154	168	186	203	225	243	255	254	251	264
60	82.3	82.1	85.1	90.2	93.1	94.6	96.9	101	104	110	116	123	130	137	140	134	125	120	127
65	68.9	66.4	66.1	69.6	73.2	74.4	75.6	78.0	80.6	84.5	87.3	90.9	93.8	95.6	92.9	87.5	83.8	83.6	85.5
70	68.5	62.1	58.0	57.1	58.3	58.5	58.0	57.4	57.4	59.1	64.1	69.7	72.5	73.1	70.2	65.7	63.1	62.5	64.1
75	69.5	61.0	53.7	49.2	46.9	45.5	44.1	42.1	41.9	42.8	44.3	47.6	50.9	51.6	49.6	46.7	45.1	44.7	45.9
80	57.0	49.1	41.9	37.0	34.1	32.2	30.8	29.8	29.5	29.4	29.6	30.6	32.1	33.3	34.1	33.3	32.7	33.1	33.7
85	15.7	14.4	13.5	13.0	13.0	13.0	13.0	12.8	12.2	11.9	12.5	13.9	14.9	15.9	16.8	16.6	14.0	12.7	15.9
90	0.00	0.00	0.00	0.00	0.00	0.00	0.00	0.00	0.00	0.00	0.00	0.00	0.00	0.00	0.00	0.00	0.00	0.20	0.00

C Range: 0 - 360DEG
 C Interval: 5.0DEG
 Test Speed: HIGH
 Temperature:25DEG
 Operators:CHEN YU
 Test Date:2017-03-02

γ Range: 0 - 90DEG
 γ Interval: 0.5DEG
 Test System:EVERFINE GO-2000A_V1 SYSTEM V2.0.287
 Humidity:65.0%
 Test Distance:9.410m [K=1.0000]
 Remarks:

LUMINOUS DISTRIBUTION INTENSITY DATA

Test:U:221.0V I:0.8462A P:181.4W PF:0.9699 Lamp Flux:25615.8x1 lm		
NAME: LED LINEAR LIGHT	TYPE:YHL-AI-180	WEIGHT:
SPEC.:MEAN WELL	DIM.: 5000K	SERIAL No.:20170301
MFR.:	SUR.:70Ra	PROTECTION ANGLE:

Table--3

UNIT: x10cd

C(DEG) γ (DEG)	190	195	200	205	210	215	220	225	230	235	240	245	250	255	260	265	270	275	280
0	2432	2432	2432	2432	2432	2432	2432	2432	2432	2432	2432	2432	2432	2432	2432	2432	2432	2432	2432
5	2422	2419	2417	2415	2413	2411	2409	2407	2405	2400	2392	2385	2378	2373	2369	2366	2364	2363	2364
10	2386	2385	2385	2379	2360	2342	2312	2279	2247	2216	2188	2162	2138	2118	2101	2089	2081	2079	2081
15	2308	2313	2295	2267	2226	2183	2140	2081	2018	1957	1899	1845	1796	1752	1716	1690	1674	1670	1676
20	2172	2164	2135	2098	2053	1979	1905	1827	1744	1658	1572	1492	1419	1357	1307	1270	1249	1245	1257
25	1966	1952	1926	1878	1810	1733	1643	1544	1441	1336	1235	1142	1061	995	946	913	895	892	905
30	1700	1685	1654	1601	1533	1445	1351	1243	1131	1018	912	819	742	682	639	611	598	599	614
35	1371	1361	1324	1274	1205	1125	1035	933	822	707	622	550	493	451	427	412	406	408	418
40	1025	1009	980	930	873	806	727	638	556	473	407	367	335	313	298	290	287	289	295
45	729	713	681	642	597	540	488	426	371	319	282	258	240	227	221	217	216	217	220
50	491	478	453	425	391	358	323	282	253	223	202	189	179	173	169	167	166	166	168
55	282	288	281	264	247	228	212	193	176	161	151	145	142	140	140	140	141	141	139
60	142	161	171	170	163	156	148	139	132	125	120	117	116	114	110	108	108	107	108
65	91.7	104	115	119	118	115	112	108	103	99.2	96.2	94.2	90.9	84.7	81.2	81.1	81.8	81.4	81.1
70	67.6	74.8	82.7	87.0	87.6	85.3	82.4	77.5	77.3	75.8	74.4	72.9	68.9	64.0	63.0	64.6	66.5	66.1	64.9
75	48.5	53.6	59.2	62.9	62.4	57.0	53.5	51.8	52.0	55.4	57.0	56.9	55.2	55.4	58.9	64.9	70.0	68.9	63.8
80	35.2	38.0	39.9	39.9	38.8	37.4	37.0	37.3	38.1	40.3	42.4	43.9	46.1	50.1	57.0	65.4	71.8	71.1	64.6
85	19.8	21.4	21.9	22.4	22.5	22.4	22.7	23.8	25.1	26.6	25.6	24.1	23.2	23.5	25.1	27.6	29.9	30.2	29.0
90	0.00	0.00	0.00	0.00	0.00	0.00	0.00	0.00	0.00	0.00	0.00	0.00	0.00	0.00	0.00	0.00	0.00	0.00	0.00

C Range: 0 - 360DEG
 C Interval: 5.0DEG
 Test Speed: HIGH
 Temperature:25DEG
 Operators:CHEN YU
 Test Date:2017-03-02

γ Range: 0 - 90DEG
 γ Interval: 0.5DEG
 Test System:EVERFINE GO-2000A_V1 SYSTEM V2.0.287
 Humidity:65.0%
 Test Distance:9.410m [K=1.0000]
 Remarks:

LUMINOUS DISTRIBUTION INTENSITY DATA

Test:U:221.0V I:0.8462A P:181.4W PF:0.9699 Lamp Flux:25615.8x1 lm		
NAME: LED LINEAR LIGHT	TYPE:YHL-AI-180	WEIGHT:
SPEC.:MEAN WELL	DIM.: 5000K	SERIAL No.:20170301
MFR.:	SUR.:70Ra	PROTECTION ANGLE:

Table--4

UNIT: x10cd

C(DEG) γ (DEG)	285	290	295	300	305	310	315	320	325	330	335	340	345	350	355				
0	2432	2432	2432	2432	2432	2432	2432	2432	2432	2432	2432	2432	2432	2432	2432				
5	2366	2369	2374	2379	2386	2390	2391	2393	2395	2397	2399	2402	2405	2408	2412				
10	2088	2101	2118	2140	2166	2196	2229	2265	2298	2319	2343	2353	2358	2363	2370				
15	1694	1723	1761	1808	1862	1922	1988	2053	2106	2161	2215	2255	2286	2292	2300				
20	1284	1328	1386	1456	1538	1626	1717	1807	1897	1987	2053	2111	2159	2185	2192				
25	934	980	1044	1123	1216	1322	1439	1559	1672	1775	1870	1945	1995	2031	2041				
30	644	689	750	827	924	1037	1166	1299	1427	1548	1650	1736	1792	1827	1838				
35	436	468	514	573	648	763	889	1023	1157	1280	1379	1459	1527	1550	1562				
40	308	326	351	384	441	521	613	732	852	959	1051	1119	1169	1202	1213				
45	225	235	250	269	300	347	406	484	561	646	714	772	815	853	857				
50	171	176	183	194	212	238	268	316	365	416	463	505	540	567	576				
55	139	139	141	146	154	168	186	210	235	263	291	317	341	349	343				
60	111	113	114	115	119	125	131	142	153	165	176	187	186	170	153				
65	83.2	88.2	91.6	92.5	93.8	96.7	100	104	108	112	115	116	110	101	95.2				
70	65.1	68.3	72.1	73.2	73.7	75.1	76.0	79.5	81.6	84.0	85.3	84.4	79.3	73.2	70.1				
75	59.6	57.7	58.2	58.3	57.3	55.3	54.6	55.5	58.4	63.0	64.6	63.2	58.2	53.4	50.6				
80	57.1	51.4	48.2	46.1	44.3	41.9	40.4	40.0	40.0	40.9	42.1	42.1	40.2	37.3	35.2				
85	27.6	27.2	28.0	29.6	30.8	29.0	27.4	26.3	25.4	25.4	25.3	24.7	23.6	22.2	18.6				
90	0.00	0.00	0.00	0.00	0.00	0.00	0.00	0.00	0.00	0.00	0.00	0.00	0.00	0.00	0.00				

C Range: 0 - 360DEG
 C Interval: 5.0DEG
 Test Speed: HIGH
 Temperature:25DEG
 Operators:CHEN YU
 Test Date:2017-03-02

γ Range: 0 - 90DEG
 γ Interval: 0.5DEG
 Test System:EVERFINE GO-2000A_V1 SYSTEM V2.0.287
 Humidity:65.0%
 Test Distance:9.410m [K=1.0000]
 Remarks: