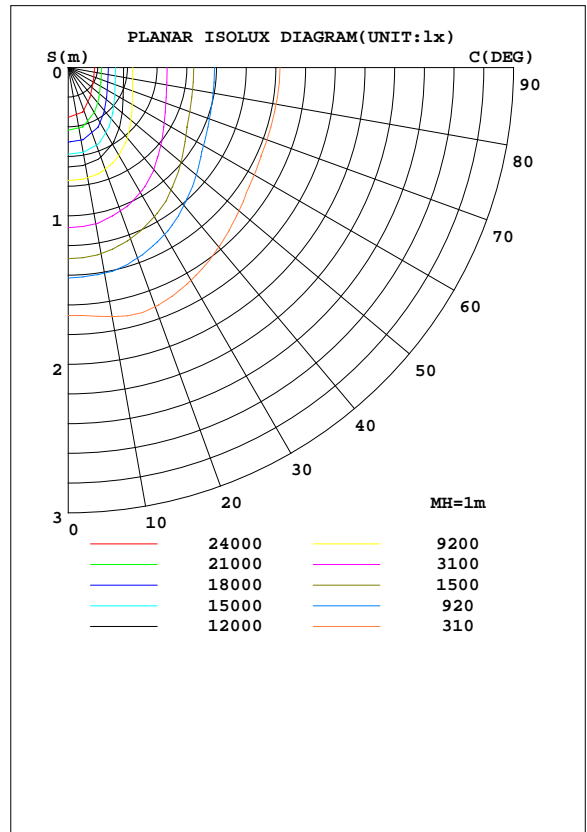
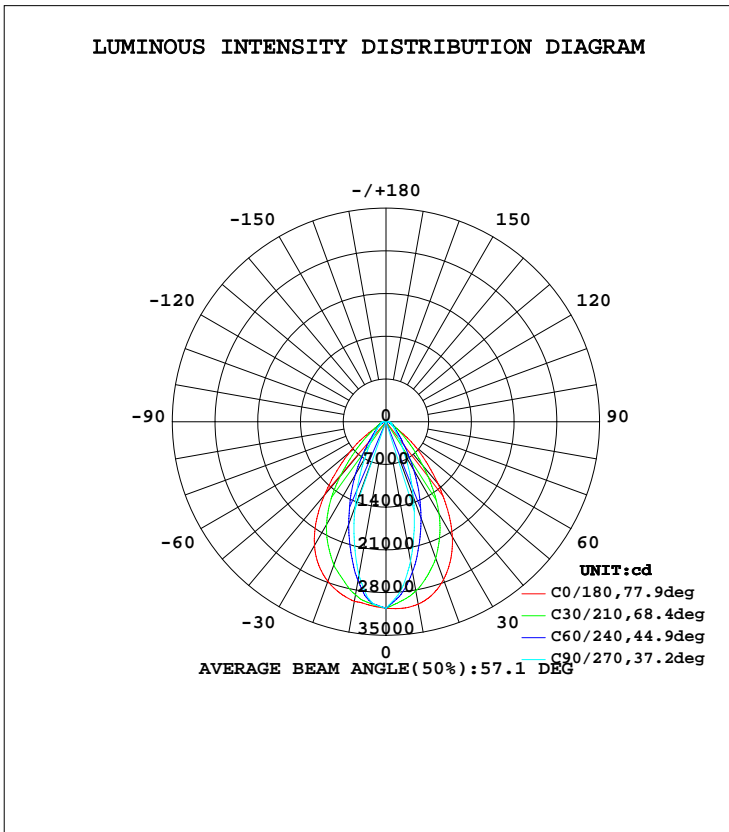


LUMINAIRE PHOTOMETRIC TEST REPORT

Test:U:221.0V I:1.086A P:235.8W PF:0.9820 Lamp Flux:32696.1x1 lm		
NAME: LED LINEAR LIGHT	TYPE:YHL-AI2-240	WEIGHT:
SPEC.:MEAN WELL	DIM.: 5000K	SERIAL No.:20170222
MFR.:	SUR.:70Ra	PROTECTION ANGLE:

DATA OF LAMP		PHOTOMETRIC DATA Eff: 138.68 lm/W			
MODEL	NF2W757GR-V1 384PCS	I _{max} (cd)	30680	S/MH(C0/180)	1.09
NOMINAL POWER(W)	240	LOR(%)	100.0	S/MH(C90/270)	0.57
RATED VOLTAGE(V)	220	TOTAL FLUX(lm)	32696	η UP, DN(C0-180)	0.0, 52.0
NOMINAL FLUX(lm)	32696.1	CIE CLASS	DIRECT	η UP, DN(C180-360)	0.0, 48.0
LAMPS INSIDE	1	η up(%)	0.0	CIBSE SHR NOM	0.75
TEST VOLTAGE(V)	220	η down(%)	100.0	CIBSE SHR MAX	0.80



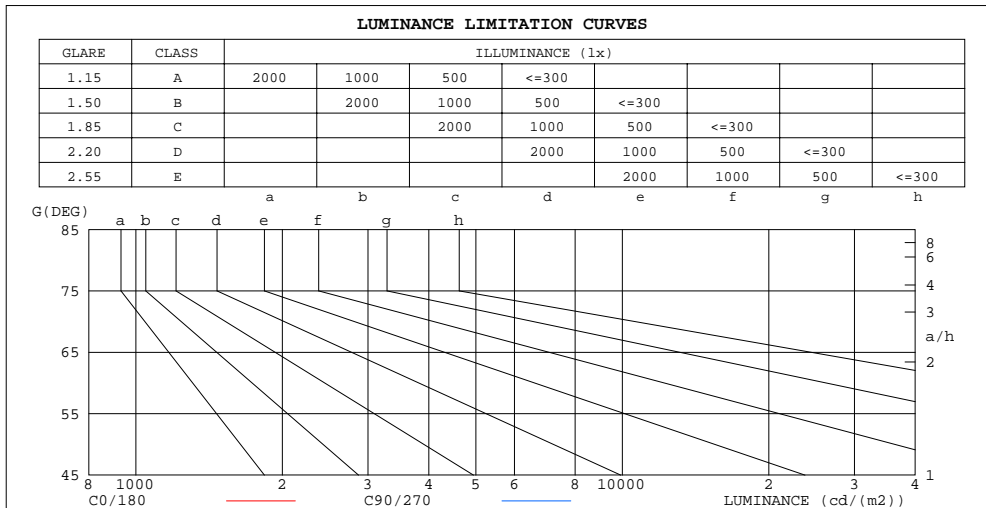
C Range: 0 - 360DEG
 C Interval: 5.0DEG
 Test Speed: HIGH
 Temperature: 25DEG
 Operators: CHEN YU
 Test Date: 2017-02-22

γ Range: 0 - 90DEG
 γ Interval: 0.5DEG
 Test System: EVERFINE GO-2000A_V1 SYSTEM V2.0.287
 Humidity: 65.0%
 Test Distance: 9.410m [K=1.0000]
 Remarks:

ZONAL FLUX DIAGRAM
AND LUMINANCE LIMITATION CURVES

ZONAL FLUX DIAGRAM:

γ	C0	C45	C90	C135	C180	C225	C270	C315	γ	Φ zone	Φ total	lum, lamp
5	3018	2977	2944	3016	3068	2892	2773	2845	0- 5	712.5	712.5	2.18,2.18
10	2989	2759	2555	2830	3035	2654	2321	2550	5- 10	2015	2727	8.34,8.34
15	2907	2462	2013	2541	2933	2361	1794	2214	10- 15	3018	5745	17.6,17.6
20	2784	2133	1475	2195	2754	2024	1300	1868	15- 20	3666	9411	28.8,28.8
25	2601	1795	1052	1832	2503	1677	913.9	1534	20- 25	3976	13388	40.9,40.9
30	2344	1449	694.6	1464	2174	1316	598.3	1208	25- 30	3972	17359	53.1,53.1
35	1994	1085	473.6	1087	1760	949.6	420.8	886.5	30- 35	3656	21016	64.3,64.3
40	1570	726.6	330.3	728.2	1326	633.4	300.4	599.3	35- 40	3098	24113	73.7,73.7
45	1141	476.7	246.7	478.5	934.0	428.1	229.9	404.1	40- 45	2435	26549	81.2,81.2
50	780.4	311.9	192.2	308.2	620.6	282.9	187.3	270.3	45- 50	1825	28374	86.8,86.8
55	463.1	217.0	162.8	207.6	310.3	201.2	152.1	192.2	50- 55	1318	29691	90.8,90.8
60	192.9	159.7	117.3	145.1	150.0	151.8	111.4	142.4	55- 60	902.9	30594	93.6,93.6
65	119.2	124.2	90.81	110.7	104.5	116.8	87.80	111.3	60- 65	641.7	31236	95.5,95.5
70	86.61	89.64	84.21	79.71	78.31	79.62	83.44	82.62	65- 70	496.8	31733	97.1,97.1
75	61.62	60.82	95.05	56.61	55.68	55.63	90.75	59.56	70- 75	398.9	32132	98.3,98.3
80	42.46	43.12	89.52	40.94	41.05	39.80	82.61	44.05	75- 80	315.2	32447	99.2,99.2
85	19.23	22.47	30.15	20.53	14.92	20.82	28.73	25.53	80- 85	214.5	32661	99.9,99.9
90	0.2187	0	0	0	0.2266	0	0	0	85- 90	34.64	32696	100,100
95									90- 95			
100									95-100			
105									100-105			
110									105-110			
115									110-115			
120									115-120			
125									120-125			
130									125-130			
135									130-135			
140									135-140			
145									140-145			
150									145-150			
155									150-155			
160									155-160			
165									160-165			
170									165-170			
175									170-175			
180									175-180			
DEG	LUMINOUS INTENSITY:×10cd								UNIT:lm			



LUMINANCE cd/(m2)		
G(DEG)	C0/180	C90/270
85	110347	172942
80	122266	257771
75	119047	183624
70	126619	123110
65	141063	107438
60	192887	117288
55	403694	141942
50	607042	149502
45	806848	174420

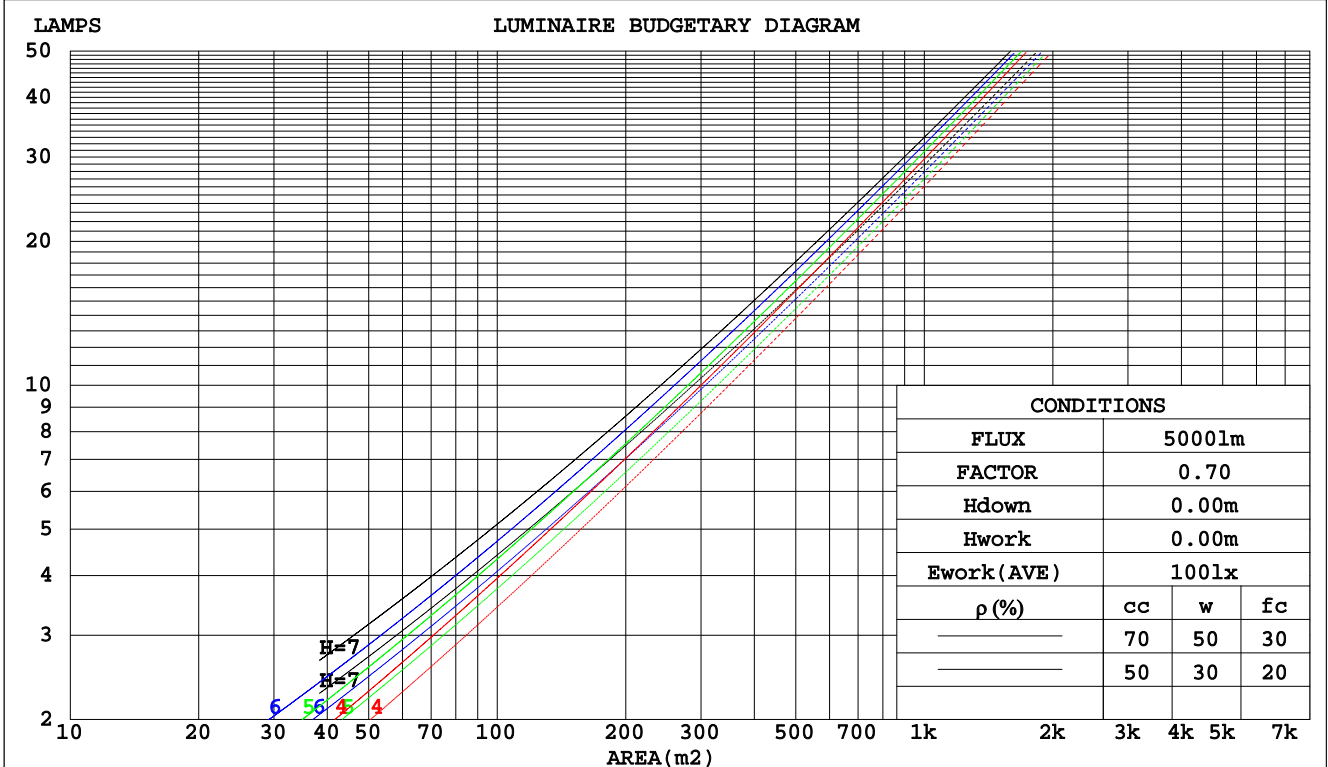
C Range: 0 - 360DEG
C Interval: 5.0DEG
Test Speed: HIGH
Temperature:25DEG
Operators:CHEN YU
Test Date:2017-02-22

γ Range: 0 - 90DEG
γ Interval: 0.5DEG
Test System:EVERFINE GO-2000A_V1 SYSTEM V2.0.287
Humidity:65.0%
Test Distance:9.410m [K=1.0000]
Remarks:

CU AND LUMINAIRE BUDGETARY ESTIMATE DIAGRAM

Test:U:221.0V I:1.086A P:235.8W PF:0.9820 Lamp Flux:32696.1x1 lm		
NAME: LED LINEAR LIGHT	TYPE:YHL-AI2-240	WEIGHT:
SPEC.:MEAN WELL	DIM.: 5000K	SERIAL No.:20170222
MFR.:	SUR.:70Ra	PROTECTION ANGLE:

pcc	80%			70%			50%			30%			10%			0
	50%	30%	10%	50%	30%	10%	50%	30%	10%	50%	30%	10%	50%	30%	10%	0
pw																
pfc																
RCR	RCR:Room Cavity Ratio															
	Coefficients of Utilization(CU)															
0.0	1.19	1.19	1.19	1.16	1.16	1.16	1.11	1.11	1.11	1.06	1.06	1.06	1.02	1.02	1.02	1.00
1.0	1.08	1.05	1.02	1.06	1.03	1.01	1.02	.90	.98	.98	.96	.95	.95	.93	.92	.90
2.0	.99	.94	.89	.97	.92	.88	.94	.90	.86	.90	.87	.85	.88	.85	.83	.81
3.0	.90	.84	.79	.89	.83	.79	.86	.81	.77	.83	.79	.76	.81	.78	.75	.73
4.0	.83	.76	.71	.82	.75	.71	.79	.74	.70	.77	.73	.69	.75	.71	.68	.66
5.0	.76	.69	.64	.75	.69	.64	.73	.68	.63	.72	.67	.63	.70	.66	.62	.60
6.0	.71	.64	.59	.70	.63	.58	.68	.62	.58	.67	.61	.57	.65	.61	.57	.55
7.0	.66	.59	.54	.65	.58	.54	.64	.58	.53	.62	.57	.53	.61	.56	.53	.51
8.0	.61	.54	.50	.61	.54	.49	.59	.53	.49	.58	.53	.49	.57	.52	.49	.47
9.0	.57	.51	.46	.57	.50	.46	.56	.50	.46	.55	.49	.45	.54	.49	.45	.44
10.0	.54	.47	.43	.53	.47	.43	.52	.47	.43	.52	.46	.42	.51	.46	.42	.41



C Range: 0 - 360DEG
 C Interval: 5.0DEG
 Test Speed: HIGH
 Temperature:25DEG
 Operators:CHEN YU
 Test Date:2017-02-22

γ Range: 0 - 90DEG
 γ Interval: 0.5DEG
 Test System:EVERFINE GO-2000A_V1 SYSTEM V2.0.287
 Humidity:65.0%
 Test Distance:9.410m [K=1.0000]
 Remarks:

WEC AND CCEC

Test:U:221.0V I:1.086A P:235.8W PF:0.9820 Lamp Flux:32696.1x1 lm		
NAME: LED LINEAR LIGHT	TYPE:YHL-AI2-240	WEIGHT:
SPEC.:MEAN WELL	DIM.: 5000K	SERIAL No.:20170222
MFR.:	SUR.:70Ra	PROTECTION ANGLE:

ρcc	80%			70%			50%			30%			10%			0
ρw	50%	30%	10%	50%	30%	10%	50%	30%	10%	50%	30%	10%	50%	30%	10%	0
ρfc	20%			20%			20%			20%			20%			0
RCR	RCR:Room Cavity Ratio						Wall Exitance Coefficients(WEC)									
0.0																
1.0	.223	.127	.040	.217	.124	.039	.204	.117	.037	.192	.111	.036	.181	.105	.034	
2.0	.213	.117	.036	.207	.114	.035	.196	.109	.034	.186	.104	.033	.176	.100	.031	
3.0	.201	.107	.032	.195	.105	.032	.186	.101	.031	.177	.097	.030	.169	.094	.029	
4.0	.189	.098	.029	.184	.096	.029	.176	.093	.028	.168	.090	.027	.161	.088	.027	
5.0	.178	.091	.026	.174	.089	.026	.167	.087	.026	.160	.084	.025	.154	.082	.025	
6.0	.168	.084	.024	.164	.083	.024	.158	.081	.024	.152	.079	.023	.146	.077	.023	
7.0	.159	.078	.022	.156	.078	.022	.150	.076	.022	.145	.074	.022	.140	.072	.021	
8.0	.150	.074	.021	.148	.073	.021	.143	.071	.020	.138	.070	.020	.133	.068	.020	
9.0	.143	.069	.019	.140	.068	.019	.136	.067	.019	.131	.066	.019	.127	.065	.019	
10.0	.136	.065	.018	.134	.065	.018	.130	.063	.018	.126	.062	.018	.122	.061	.018	

ρcc	80%			70%			50%			30%			10%			0
ρw	50%	30%	10%	50%	30%	10%	50%	30%	10%	50%	30%	10%	50%	30%	10%	0
ρfc	20%			20%			20%			20%			20%			0
RCR	RCR:Room Cavity Ratio						Ceiling Cavity Exitance Coefficients(CCEC)									
0.0	.190	.190	.190	.163	.163	.163	.111	.111	.111	.064	.064	.064	.020	.020	.020	
1.0	.174	.157	.141	.149	.135	.122	.102	.093	.084	.059	.054	.049	.019	.017	.016	
2.0	.162	.132	.108	.138	.114	.093	.095	.079	.065	.055	.046	.038	.018	.015	.012	
3.0	.151	.114	.084	.130	.098	.073	.089	.068	.051	.051	.040	.030	.017	.013	.010	
4.0	.142	.100	.067	.122	.086	.058	.084	.060	.041	.048	.035	.024	.016	.011	.008	
5.0	.134	.088	.055	.115	.077	.048	.079	.053	.034	.046	.031	.020	.015	.010	.007	
6.0	.127	.080	.046	.109	.069	.040	.075	.048	.028	.044	.028	.017	.014	.009	.006	
7.0	.120	.072	.039	.103	.063	.034	.071	.044	.024	.042	.026	.014	.013	.008	.005	
8.0	.114	.066	.033	.098	.057	.029	.068	.040	.021	.040	.024	.012	.013	.008	.004	
9.0	.109	.061	.029	.094	.053	.025	.065	.037	.018	.038	.022	.011	.012	.007	.004	
10.0	.104	.057	.025	.090	.049	.022	.062	.035	.016	.036	.021	.009	.012	.007	.003	

C Range: 0 - 360DEG
 C Interval: 5.0DEG
 Test Speed: HIGH
 Temperature:25DEG
 Operators:CHEN YU
 Test Date:2017-02-22

γ Range: 0 - 90DEG
 γ Interval: 0.5DEG
 Test System:EVERFINE GO-2000A_V1 SYSTEM V2.0.287
 Humidity:65.0%
 Test Distance:9.410m [K=1.0000]
 Remarks:

UGR(Unified Glare Rating) Table

Test:U:221.0V I:1.086A P:235.8W PF:0.9820 Lamp Flux:32696.1x1 lm		
NAME: LED LINEAR LIGHT	TYPE:YHL-AI2-240	WEIGHT:
SPEC.:MEAN WELL	DIM.: 5000K	SERIAL No.:20170222
MFR.:	SUR.:70Ra	PROTECTION ANGLE:

ceiling/cavity	0.7	0.7	0.5	0.5	0.3	0.7	0.7	0.5	0.5	0.3
walls	0.5	0.3	0.5	0.3	0.3	0.5	0.3	0.5	0.3	0.3
working plane	0.2	0.2	0.2	0.2	0.2	0.2	0.2	0.2	0.2	0.2
Room dimensions	Viewed crosswise					Viewed endwise				
x = 2H y = 2H	33.3	34.5	33.5	34.6	34.8	27.0	28.2	27.2	28.3	28.5
3H	33.4	34.5	33.7	34.7	34.9	27.8	28.9	28.1	29.1	29.3
4H	33.5	34.5	33.8	34.7	35.0	28.7	29.7	29.0	29.9	30.2
6H	33.5	34.5	33.8	34.7	35.0	30.0	30.9	30.3	31.2	31.5
8H	33.6	34.5	33.9	34.7	35.0	30.6	31.6	31.0	31.8	32.1
12H	33.6	34.4	33.9	34.7	35.0	31.1	32.0	31.4	32.3	32.5
4H 2H	33.2	34.2	33.5	34.4	34.6	27.7	28.7	27.9	28.9	29.1
3H	33.4	34.3	33.8	34.6	34.9	28.7	29.5	29.0	29.8	30.1
4H	33.6	34.4	34.0	34.7	35.0	29.6	30.4	29.9	30.7	31.0
6H	33.8	34.5	34.2	34.8	35.2	31.0	31.7	31.3	32.0	32.3
8H	33.8	34.5	34.2	34.8	35.2	31.7	32.3	32.1	32.7	33.1
12H	33.9	34.5	34.3	34.9	35.3	32.2	32.8	32.6	33.2	33.6
8H 4H	33.6	34.2	34.0	34.6	35.0	29.8	30.5	30.2	30.9	31.2
6H	33.8	34.4	34.3	34.8	35.2	31.3	31.9	31.8	32.3	32.7
8H	34.0	34.5	34.4	34.9	35.3	32.1	32.6	32.6	33.0	33.5
12H	34.1	34.5	34.6	35.0	35.4	32.7	33.2	33.2	33.6	34.1
12H 4H	33.6	34.2	34.0	34.5	34.9	29.9	30.5	30.3	30.8	31.2
6H	33.8	34.3	34.3	34.7	35.2	31.4	31.9	31.8	32.3	32.7
8H	34.0	34.4	34.5	34.9	35.3	32.2	32.6	32.7	33.1	33.5
Variations with the observer position at spacings:										
S = 1.0H	+ 1.3 / - 1.5					+ 0.3 / - 0.3				
1.5H	+ 2.0 / - 2.6					+ 0.3 / - 0.2				
2.0H	+ 3.6 / - 2.5					+ 0.2 / - 0.1				

CIE Pub.117 Corrected 32696 lm Total Lamp Luminous Flux.(8log(F/F0) = 12.1)

C Range: 0 - 360DEG
 C Interval: 5.0DEG
 Test Speed: HIGH
 Temperature:25DEG
 Operators:CHEN YU
 Test Date:2017-02-22

γ Range: 0 - 90DEG
 γ Interval: 0.5DEG
 Test System:EVERFINE GO-2000A_V1 SYSTEM V2.0.287
 Humidity:65.0%
 Test Distance:9.410m [K=1.0000]
 Remarks:

UTILIZATION FACTORS TABLE

Test:U:221.0V I:1.086A P:235.8W PF:0.9820 Lamp Flux:32696.1x1 lm		
NAME: LED LINEAR LIGHT	TYPE:YHL-AI2-240	WEIGHT:
SPEC.:MEAN WELL	DIM.: 5000K	SERIAL No.:20170222
MFR.:	SUR.:70Ra	PROTECTION ANGLE:

REFLECTANCE										
Ceiling	0.8	0.8	0.8	0.7	0.7	0.7	0.5	0.5	0.5	0
Walls	0.7	0.5	0.3	0.7	0.5	0.3	0.7	0.5	0.3	0
Working plane	0.2	0.2	0.2	0.2	0.2	0.2	0.2	0.2	0.2	0
ROOM INDEX	UTILIZATION FACTORS(PERCENT) $k(RI) \times RCR = 5$									
k = 0.60	75	67	61	74	66	61	74	66	61	56
0.80	84	76	71	83	75	70	82	75	70	65
1.00	90	83	78	89	82	77	88	83	77	72
1.25	96	89	84	95	88	83	92	87	83	77
1.50	99	93	88	98	92	88	95	90	87	81
2.00	104	98	94	102	97	93	99	95	91	85
2.50	106	101	97	104	100	96	101	97	94	87
3.00	108	104	100	106	102	99	103	99	97	90
4.00	111	107	104	109	105	103	105	102	100	92
5.00	113	109	107	110	107	105	106	104	102	94
ROOM INDEX	UF(total)									Direct
According to DIN EN 13032-2 2004			Suspended				SHRNOM = 1.25			

C Range: 0 - 360DEG
 C Interval: 5.0DEG
 Test Speed: HIGH
 Temperature:25DEG
 Operators:CHEN YU
 Test Date:2017-02-22

γ Range: 0 - 90DEG
 γ Interval: 0.5DEG
 Test System:EVERFINE GO-2000A_V1 SYSTEM V2.0.287
 Humidity:65.0%
 Test Distance:9.410m [K=1.0000]
 Remarks:

ISOCANDELA DIAGRAM

Test:U:221.0V I:1.086A P:235.8W PF:0.9820 Lamp Flux:32696.1x1 lm		
NAME: LED LINEAR LIGHT	TYPE:YHL-AI2-240	WEIGHT:
SPEC.:MEAN WELL	DIM.: 5000K	SERIAL No.:20170222
MFR.:	SUR.:70Ra	PROTECTION ANGLE:

Conical surface Flux(90deg):

26549 lm

%lum = 81.2%

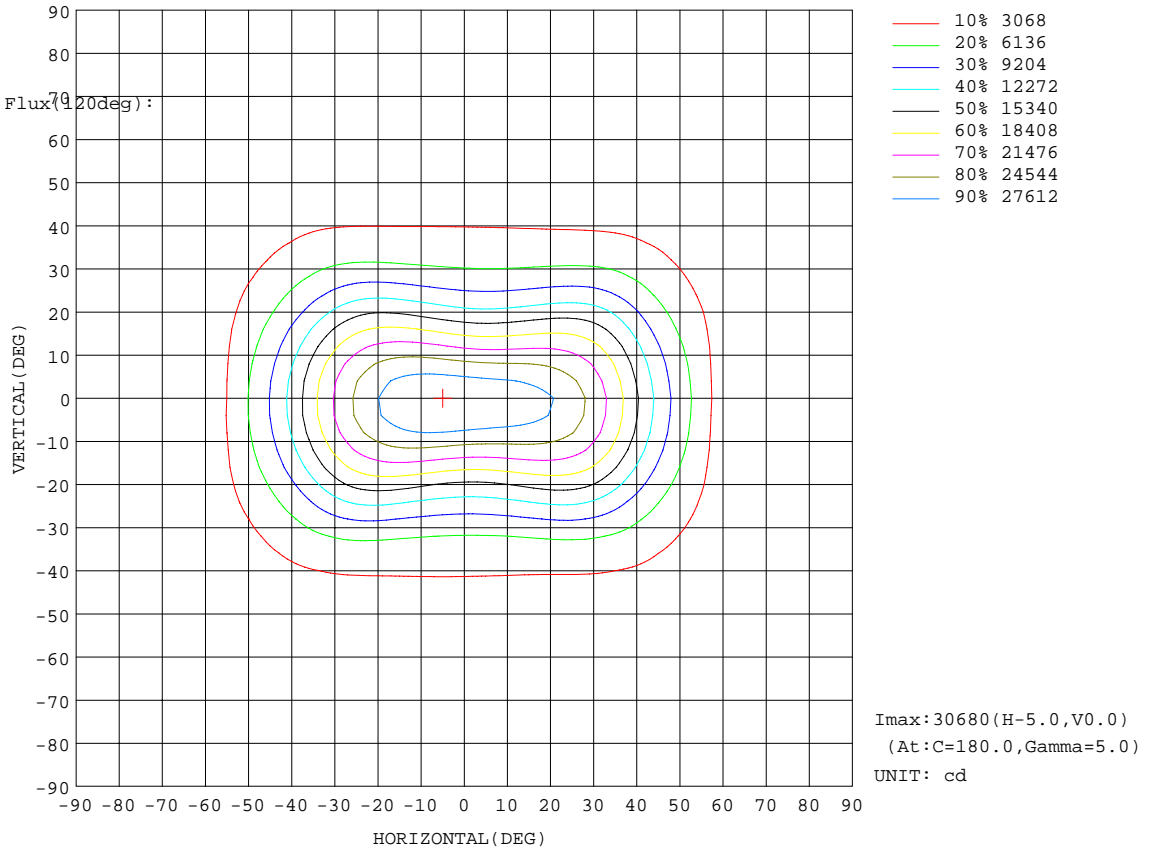
%lamp = 81.2%

Conical surface Flux(70deg):

30594 lm

%lum = 93.6%

%lamp = 93.6%



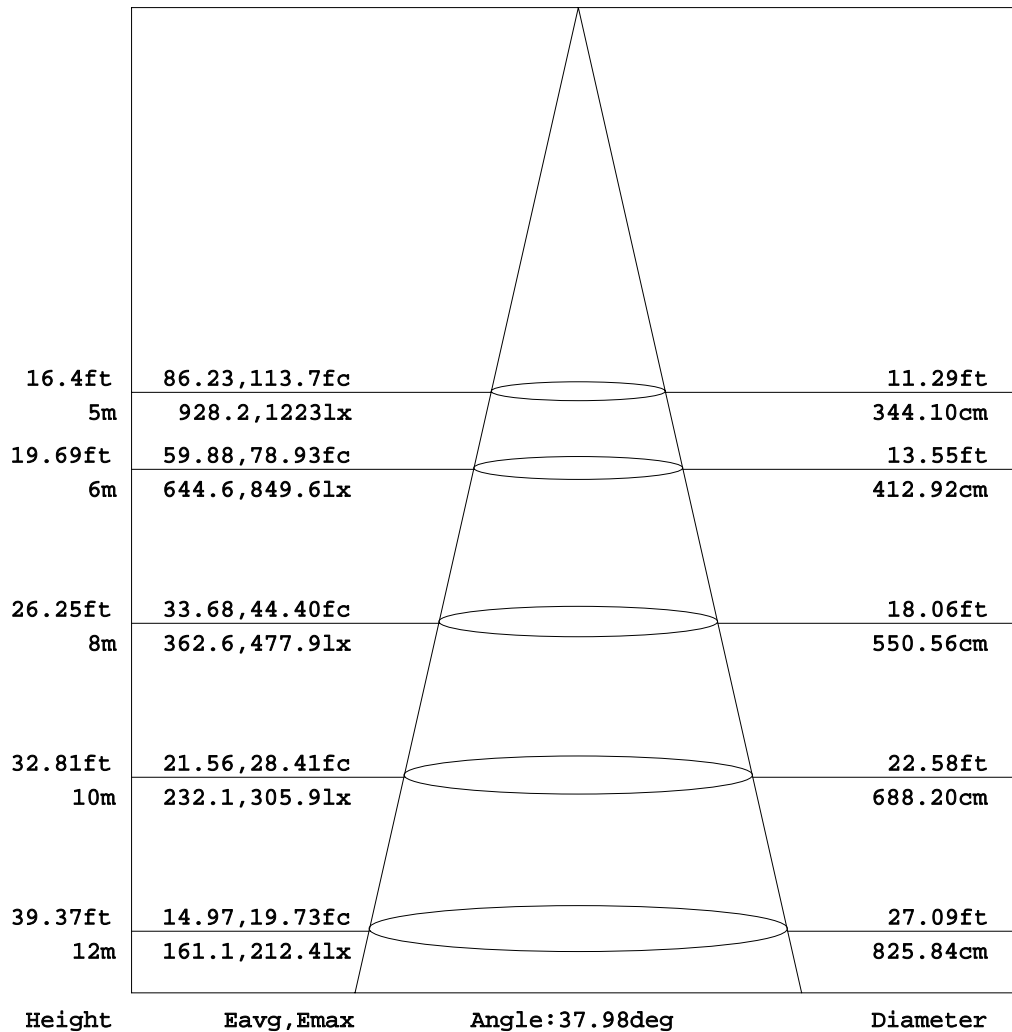
C Range: 0 - 360DEG
 C Interval: 5.0DEG
 Test Speed: HIGH
 Temperature: 25DEG
 Operators: CHEN YU
 Test Date: 2017-02-22

γ Range: 0 - 90DEG
 γ Interval: 0.5DEG
 Test System: EVERFINE GO-2000A_V1 SYSTEM V2.0.287
 Humidity: 65.0%
 Test Distance: 9.410m [K=1.0000]
 Remarks:

AAI Figure

Test:U:221.0V I:1.086A P:235.8W PF:0.9820 Lamp Flux:32696.1x1 lm		
NAME: LED LINEAR LIGHT	TYPE:YHL-AI2-240	WEIGHT:
SPEC.:MEAN WELL	DIM.: 5000K	SERIAL No.:20170222
MFR.:	SUR.:70Ra	PROTECTION ANGLE:

Flux out:8643 lm



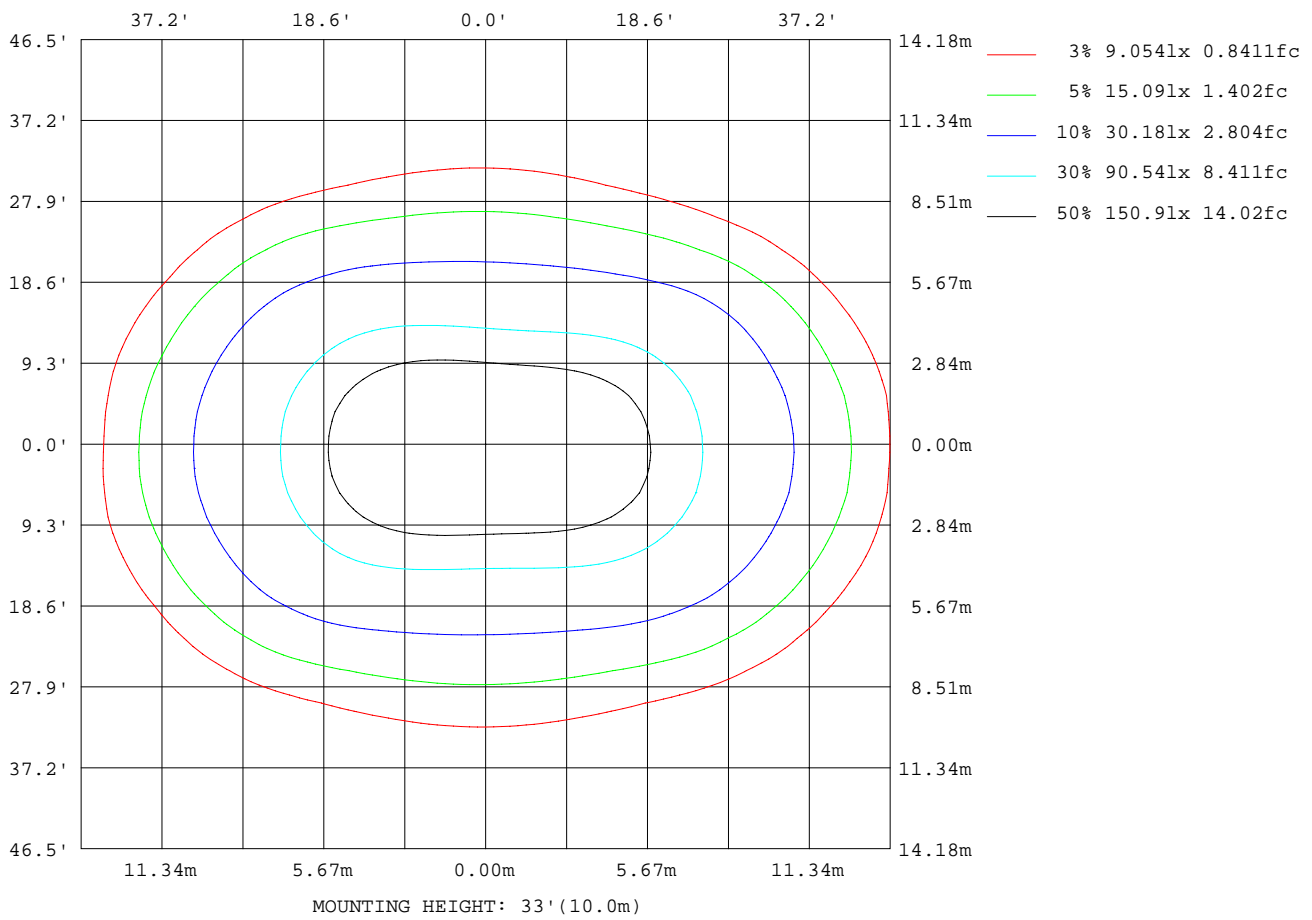
Note:The Curves indicate the illuminated area and the average illumination when the luminaire is at different distance.

C Range: 0 - 360DEG
 C Interval: 5.0DEG
 Test Speed: HIGH
 Temperature:25DEG
 Operators:CHEN YU
 Test Date:2017-02-22

γ Range: 0 - 90DEG
 γ Interval: 0.5DEG
 Test System:EVERFINE GO-2000A_V1 SYSTEM V2.0.287
 Humidity:65.0%
 Test Distance:9.410m [K=1.0000]
 Remarks:

ISOLUX DIAGRAM

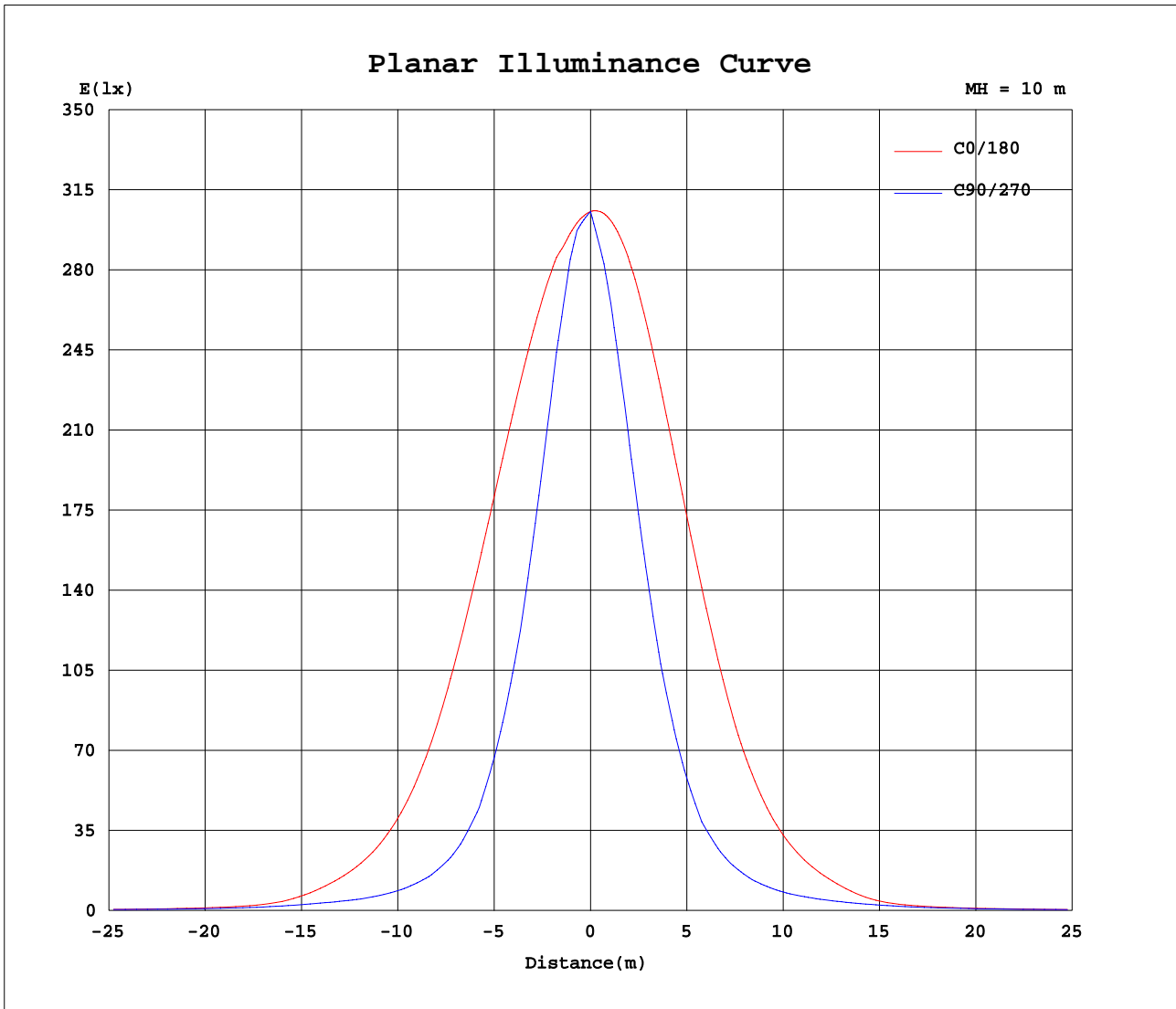
Test:U:221.0V I:1.086A P:235.8W PF:0.9820 Lamp Flux:32696.1x1 lm		
NAME: LED LINEAR LIGHT	TYPE:YHL-AI2-240	WEIGHT:
SPEC.:MEAN WELL	DIM.: 5000K	SERIAL No.:20170222
MFR.:	SUR.:70Ra	PROTECTION ANGLE:



C Range: 0 - 360DEG
 C Interval: 5.0DEG
 Test Speed: HIGH
 Temperature:25DEG
 Operators:CHEN YU
 Test Date:2017-02-22

γ Range: 0 - 90DEG
 γ Interval: 0.5DEG
 Test System:EVERFINE GO-2000A_V1 SYSTEM V2.0.287
 Humidity:65.0%
 Test Distance:9.410m [K=1.0000]
 Remarks:

Planar Illuminance Curve



C Range: 0 - 360DEG
 C Interval: 5.0DEG
 Test Speed: HIGH
 Temperature: 25DEG
 Operators: CHEN YU
 Test Date: 2017-02-22

γ Range: 0 - 90DEG
 γ Interval: 0.5DEG
 Test System: EVERFINE GO-2000A_V1 SYSTEM V2.0.287
 Humidity: 65.0%
 Test Distance: 9.410m [K=1.0000]
 Remarks:

LUMINOUS DISTRIBUTION INTENSITY DATA

Test:U:221.0V I:1.086A P:235.8W PF:0.9820 Lamp Flux:32696.1x1 lm		
NAME: LED LINEAR LIGHT	TYPE:YHL-AI2-240	WEIGHT:
SPEC.:MEAN WELL	DIM.: 5000K	SERIAL No.:20170222
MFR.:	SUR.:70Ra	PROTECTION ANGLE:

Table--1

UNIT: x10cd

C(DEG) γ (DEG)	0	5	10	15	20	25	30	35	40	45	50	55	60	65	70	75	80	85	90
0	3055	3055	3055	3055	3055	3055	3055	3055	3055	3055	3055	3055	3055	3055	3055	3055	3055	3055	3055
5	3018	3012	3006	3000	2995	2990	2986	2983	2979	2977	2975	2970	2961	2953	2948	2944	2942	2942	2944
10	2989	2973	2958	2944	2931	2913	2880	2849	2806	2759	2716	2676	2641	2611	2587	2569	2558	2553	2555
15	2907	2890	2875	2861	2818	2764	2692	2620	2549	2462	2375	2294	2221	2156	2102	2059	2030	2014	2013
20	2784	2769	2759	2724	2661	2584	2497	2375	2254	2133	2012	1896	1788	1693	1613	1550	1505	1480	1475
25	2601	2593	2582	2537	2472	2371	2241	2102	1951	1795	1641	1502	1381	1276	1191	1126	1083	1058	1052
30	2344	2340	2328	2283	2207	2088	1950	1789	1622	1449	1284	1136	1009	907	826	765	724	701	695
35	1994	1991	1974	1941	1841	1726	1588	1428	1256	1085	922	773	678	605	549	509	488	476	474
40	1570	1564	1542	1487	1404	1297	1168	1026	875	727	614	515	444	404	374	353	340	332	330
45	1141	1130	1113	1050	976	885	785	671	574	477	404	345	307	284	267	255	250	247	247
50	780	771	746	698	639	573	504	435	373	312	275	243	222	210	201	196	194	193	192
55	463	456	449	429	392	353	313	276	246	217	197	180	170	165	162	162	162	163	163
60	193	203	223	239	237	221	204	188	174	160	150	142	137	133	129	123	118	117	117
65	119	122	132	148	155	153	146	139	132	124	117	111	108	104	97.6	90.6	88.7	89.9	90.8
70	86.6	87.4	92.0	102	111	112	109	102	94.2	89.6	87.4	85.6	83.5	80.6	76.0	74.0	76.3	81.1	84.2
75	61.6	62.3	65.4	72.2	79.0	80.5	76.1	67.5	63.3	60.8	61.1	63.8	65.1	65.1	66.0	70.8	79.6	89.9	95.1
80	42.5	41.9	44.4	48.5	50.0	48.4	45.6	43.7	43.2	43.1	43.6	45.9	48.3	50.7	55.2	63.4	74.3	85.1	89.5
85	19.2	21.5	25.4	27.2	26.7	25.5	24.1	22.6	22.1	22.5	23.6	24.8	24.3	23.5	23.4	24.6	26.7	29.1	30.1
90	0.22	0.00	0.00	0.00	0.00	0.00	0.00	0.00	0.00	0.00	0.00	0.00	0.00	0.00	0.00	0.00	0.00	0.00	0.00

C Range: 0 - 360DEG
 C Interval: 5.0DEG
 Test Speed: HIGH
 Temperature:25DEG
 Operators:CHEN YU
 Test Date:2017-02-22

γ Range: 0 - 90DEG
 γ Interval: 0.5DEG
 Test System:EVERFINE GO-2000A_V1 SYSTEM V2.0.287
 Humidity:65.0%
 Test Distance:9.410m [K=1.0000]
 Remarks:

LUMINOUS DISTRIBUTION INTENSITY DATA

Test:U:221.0V I:1.086A P:235.8W PF:0.9820 Lamp Flux:32696.1x1 lm		
NAME: LED LINEAR LIGHT	TYPE:YHL-AI2-240	WEIGHT:
SPEC.:MEAN WELL	DIM.: 5000K	SERIAL No.:20170222
MFR.:	SUR.:70Ra	PROTECTION ANGLE:

Table--2

UNIT: x10cd

C(DEG) γ (DEG)	95	100	105	110	115	120	125	130	135	140	145	150	155	160	165	170	175	180	185
0	3055	3055	3055	3055	3055	3055	3055	3055	3055	3055	3055	3055	3055	3055	3055	3055	3055	3055	3055
5	2947	2952	2959	2968	2978	2989	3002	3011	3016	3021	3027	3032	3038	3044	3050	3056	3062	3068	3047
10	2564	2580	2601	2629	2661	2698	2739	2783	2830	2879	2923	2953	2984	2999	3007	3016	3025	3035	3000
15	2027	2055	2097	2150	2214	2287	2367	2452	2541	2627	2694	2761	2828	2876	2911	2916	2923	2933	2893
20	1490	1526	1581	1654	1743	1846	1958	2077	2195	2309	2418	2527	2602	2668	2722	2747	2748	2754	2719
25	1064	1095	1144	1215	1308	1419	1546	1686	1832	1976	2107	2222	2325	2405	2461	2499	2501	2503	2475
30	705	731	776	839	924	1029	1158	1306	1464	1619	1757	1882	1983	2066	2125	2170	2175	2174	2152
35	480	494	518	560	618	693	788	935	1087	1234	1367	1481	1576	1652	1715	1751	1767	1760	1742
40	334	344	359	382	414	456	527	624	728	854	969	1063	1143	1216	1267	1304	1327	1326	1303
45	248	252	258	271	289	312	351	410	478	560	633	713	775	832	883	918	935	934	915
50	192	193	196	201	210	222	243	275	308	362	409	455	502	543	581	607	624	621	606
55	161	159	158	159	161	165	174	190	208	231	253	280	303	329	346	346	329	310	317
60	116	116	121	125	128	130	133	139	145	155	164	172	183	189	187	171	155	150	158
65	89.4	87.8	89.4	95.4	100.0	101	103	107	111	115	118	122	125	126	119	110	105	104	106
70	81.6	76.6	74.0	75.5	78.4	79.2	79.3	79.0	79.7	80.6	88.3	94.3	96.6	95.9	90.1	83.2	79.6	78.3	79.6
75	90.2	80.0	71.1	65.9	64.0	62.5	60.0	57.0	56.6	58.2	60.5	65.4	68.6	67.7	63.8	59.2	56.6	55.7	56.7
80	84.3	73.1	61.9	53.7	49.1	46.2	43.7	41.6	40.9	40.7	40.9	41.7	43.2	44.4	44.3	42.2	40.4	41.0	41.1
85	28.5	25.6	23.2	21.8	21.8	22.4	22.4	21.4	20.5	19.8	20.0	21.4	22.8	23.3	23.6	21.9	18.1	14.9	18.0
90	0.00	0.00	0.00	0.00	0.00	0.00	0.00	0.00	0.00	0.00	0.00	0.00	0.00	0.00	0.00	0.00	0.00	0.23	0.00

C Range: 0 - 360DEG
 C Interval: 5.0DEG
 Test Speed: HIGH
 Temperature:25DEG
 Operators:CHEN YU
 Test Date:2017-02-22

γ Range: 0 - 90DEG
 γ Interval: 0.5DEG
 Test System:EVERFINE GO-2000A_V1 SYSTEM V2.0.287
 Humidity:65.0%
 Test Distance:9.410m [K=1.0000]
 Remarks:

LUMINOUS DISTRIBUTION INTENSITY DATA

Test:U:221.0V I:1.086A P:235.8W PF:0.9820 Lamp Flux:32696.1x1 lm		
NAME: LED LINEAR LIGHT	TYPE:YHL-AI2-240	WEIGHT:
SPEC.:MEAN WELL	DIM.: 5000K	SERIAL No.:20170222
MFR.:	SUR.:70Ra	PROTECTION ANGLE:

Table--3

UNIT: x10cd

C(DEG) γ (DEG)	190	195	200	205	210	215	220	225	230	235	240	245	250	255	260	265	270	275	280
0	3055	3055	3055	3055	3055	3055	3055	3055	3055	3055	3055	3055	3055	3055	3055	3055	3055	3055	3055
5	3026	3006	2985	2965	2946	2927	2909	2892	2876	2859	2839	2823	2808	2795	2785	2778	2773	2771	2772
10	2966	2932	2899	2862	2814	2767	2712	2654	2599	2547	2499	2455	2416	2382	2355	2334	2321	2316	2319
15	2856	2821	2763	2695	2615	2534	2454	2361	2267	2178	2094	2017	1949	1892	1847	1814	1794	1788	1796
20	2688	2637	2560	2473	2380	2261	2143	2024	1904	1788	1679	1580	1493	1420	1363	1323	1300	1295	1309
25	2446	2383	2302	2200	2080	1953	1818	1677	1536	1402	1281	1174	1084	1015	965	932	914	911	924
30	2121	2051	1966	1859	1740	1605	1465	1316	1166	1031	913	817	739	679	637	610	598	600	615
35	1700	1638	1548	1450	1336	1215	1082	950	819	690	610	546	496	460	439	426	421	422	430
40	1256	1196	1124	1034	943	844	741	633	550	471	411	374	346	325	312	304	300	302	307
45	878	827	764	700	633	558	495	428	372	322	289	267	251	240	235	231	230	230	231
50	576	539	495	452	406	365	326	283	256	230	212	201	194	189	187	187	187	186	186
55	326	322	307	282	261	238	220	201	186	173	165	161	158	157	155	154	152	151	153
60	175	191	194	190	180	170	161	152	145	138	133	129	125	118	111	110	111	111	111
65	114	126	136	137	133	128	124	117	112	106	103	100	94.5	87.0	84.5	86.0	87.8	87.3	85.8
70	84.1	92.7	100	102	100	92.3	81.0	79.6	79.1	80.0	79.5	77.7	73.6	70.9	73.1	78.5	83.4	82.6	78.1
75	59.6	65.1	70.1	71.6	67.4	60.6	57.6	55.6	55.7	58.8	61.1	61.7	61.9	65.2	72.6	82.7	90.7	90.3	82.8
80	42.6	45.2	45.2	43.5	41.5	40.2	39.7	39.8	40.4	42.0	44.1	45.8	48.7	54.5	63.5	74.4	82.6	83.0	75.9
85	22.0	24.0	23.7	23.1	21.8	20.6	20.1	20.8	21.8	22.6	22.1	21.0	20.3	21.0	22.8	25.8	28.7	29.6	28.6
90	0.00	0.00	0.00	0.00	0.00	0.00	0.00	0.00	0.00	0.00	0.00	0.00	0.00	0.00	0.00	0.00	0.00	0.00	0.00

C Range: 0 - 360DEG
 C Interval: 5.0DEG
 Test Speed: HIGH
 Temperature:25DEG
 Operators:CHEN YU
 Test Date:2017-02-22

γ Range: 0 - 90DEG
 γ Interval: 0.5DEG
 Test System:EVERFINE GO-2000A_V1 SYSTEM V2.0.287
 Humidity:65.0%
 Test Distance:9.410m [K=1.0000]
 Remarks:

LUMINOUS DISTRIBUTION INTENSITY DATA

Test:U:221.0V I:1.086A P:235.8W PF:0.9820 Lamp Flux:32696.1x1 lm		
NAME: LED LINEAR LIGHT	TYPE:YHL-AI2-240	WEIGHT:
SPEC.:MEAN WELL	DIM.: 5000K	SERIAL No.:20170222
MFR.:	SUR.:70Ra	PROTECTION ANGLE:

Table--4

UNIT: x10cd

C(DEG) γ (DEG)	285	290	295	300	305	310	315	320	325	330	335	340	345	350	355				
0	3055	3055	3055	3055	3055	3055	3055	3055	3055	3055	3055	3055	3055	3055	3055				
5	2776	2782	2792	2804	2819	2832	2845	2860	2876	2894	2912	2932	2953	2974	2996				
10	2331	2350	2377	2411	2452	2499	2550	2607	2663	2713	2765	2811	2853	2897	2943				
15	1817	1853	1903	1966	2040	2123	2214	2310	2398	2488	2580	2662	2736	2791	2848				
20	1340	1390	1456	1539	1636	1747	1868	1997	2130	2267	2381	2487	2585	2662	2721				
25	953	1001	1069	1155	1260	1385	1534	1692	1852	2008	2159	2289	2394	2482	2542				
30	644	688	748	825	926	1052	1208	1376	1554	1730	1890	2033	2146	2235	2293				
35	444	472	511	561	629	749	887	1048	1229	1405	1562	1697	1820	1892	1949				
40	318	334	356	385	436	509	599	734	884	1038	1180	1297	1395	1474	1527				
45	235	244	256	273	301	346	404	489	582	700	806	901	982	1061	1103				
50	186	188	193	201	217	241	270	323	382	451	521	590	653	712	753				
55	154	154	155	157	164	176	192	217	246	284	325	365	409	440	455				
60	114	121	125	127	130	136	142	153	166	181	197	217	228	222	204				
65	86.6	91.9	98.5	101	103	107	111	117	122	128	133	138	137	128	120				
70	74.9	75.1	78.2	80.2	80.7	81.4	82.6	83.7	90.9	97.9	101	103	98.6	91.5	87.3				
75	74.1	68.1	65.8	65.1	63.5	60.6	59.6	61.1	63.7	69.6	74.7	75.4	71.3	65.7	62.6				
80	66.1	57.9	52.9	50.2	47.8	45.2	44.1	43.6	43.8	44.8	47.0	48.8	48.4	45.2	42.9				
85	27.0	26.0	26.3	27.6	28.2	26.7	25.5	24.7	24.6	25.7	26.9	27.8	28.1	26.0	22.0				
90	0.00	0.00	0.00	0.00	0.00	0.00	0.00	0.00	0.00	0.00	0.00	0.00	0.00	0.00	0.00				

C Range: 0 - 360DEG
 C Interval: 5.0DEG
 Test Speed: HIGH
 Temperature:25DEG
 Operators:CHEN YU
 Test Date:2017-02-22

γ Range: 0 - 90DEG
 γ Interval: 0.5DEG
 Test System:EVERFINE GO-2000A_V1 SYSTEM V2.0.287
 Humidity:65.0%
 Test Distance:9.410m [K=1.0000]
 Remarks: